


 Cite this: *RSC Adv.*, 2020, **10**, 33972

Recent advances in liquid hydrosilane-mediated catalytic *N*-formylation of amines with CO₂

 Zhengyi Li,^a Zhaozhuo Yu,^a Xiaoxiang Luo,^a Chuanhui Li,^a Hongguo Wu,^a Wenfeng Zhao,^{ab} Hu Li ^{*a} and Song Yang^{*a}

Carbon dioxide is an ideal raw material for the synthesis of complex organic compounds because of its rich, non-toxic, and good physical properties. It is of great significance to transform CO₂ into valuable fine chemicals and develop a green sustainable cycle of carbon surplus. Based on hydrosilane as a reducing agent, this work summarizes the recent applications of reductive amidation of CO₂ using different catalysts such as organocatalysts, ionic liquids (ILs), salts, transition metal complexes, and solvents. The main factors affecting the reductive amidation of CO₂ and the possible reaction mechanism are discussed. Moreover, the future orientation and catalytic systems of the formylation of amines with CO₂ and hydrosilane are prospected.

 Received 5th July 2020
 Accepted 8th September 2020

DOI: 10.1039/d0ra05858k

rsc.li/rsc-advances

1 Introduction

The use of fossil fuels contributes to climate change by emitting large amounts of CO₂.¹ But human beings have to rely on fossil fuels to get a lot of commercial chemicals.² So far, great efforts have been made to reduce the use of fossil fuels or to find alternative sources of energy, such as the conversion of biological substrates into value-added chemicals^{3–10} and the preparation of biodiesel.^{11–15} But the environmental problems caused by CO₂ need to be solved urgently. Creating a carbon balance to recycle carbon waste is necessary, which can not only reduce CO₂ emissions but also achieve energy savings. Moreover, CO₂ is often used as C1 building block because it is non-toxic, cheap, and readily available.¹⁶ Therefore, the conversion of CO₂ into valuable chemicals has attracted the attention of many researchers. The activation of CO₂ is difficult, due to its high thermodynamic stability and kinetic inertness. In recent years, many strategies have been applied to the formation of C–C, C–O, and C–N bonds. The construction of the C–N bond attracts much attention because *N*-formylation compounds are key chemical intermediates in the synthesis of drugs, pesticides, dyes, and fragrances.¹⁷ In addition, the in site generated formyl group can be converted into other functional groups.

In general, H₂ is the cleanest and most economical reducing agent. However, due to the high relay capacity of H₂, the

reduction of CO₂ often requires harsh experimental conditions, such as high temperature, high pressure, and the use of some precious metals.¹⁸ Hydrosilane and hydroborane as more efficient and convenient reductants for reductive amidation of CO₂ duo to their weaker and more polar Si–H and B–H bonds in comparison to the H–H bond in the H₂.¹⁹ But metal hydride and hydroborane are generally sensitive to air and moisture, preventing other broad applications.²⁰ Hydrosilane is a cheap, nontoxic, and easy-to-treat reducing agent, and even Si–H polar bonds with mild reducibility are more dynamically active.²¹ Therefore, using hydrosilane as a reducing agent, a large number of catalytic systems have been developed for the reductive amidation of CO₂ under mild conditions (Table 1).

In recent years, the catalytic systems for reductive amidation of CO₂ using hydrosilanes as a reducing agent have been widely developed and reported. However, this method is different from the direct formylation of aryl group reported by the group of Liu.^{22,23} It is *N*-formylation requiring amines as a functional reagent, which can be roughly divided into four categories, including organocatalysts, ionic liquids (ILs) and salts, transition metal complexes, and solvents. Previous reports are mainly focused on the functional reduction of CO₂ to build C–C, C–O and C–N bonds using catalytic systems of either nonmetallic or transition-metal complexes.^{24–27} In the present review, the emphasis was placed on the design and development of budget catalysts and catalytic systems to facilitate the reductive amidation of CO₂, and attention is paid on the understanding of the reaction mechanism and process optimization. Reaction conditions, application range, and main factors affecting each catalytic system are also reviewed, in which control of the reaction conditions is necessary to selectively afford formylated products since the fractional reduction of CO₂ via 2-electron reduction, 4-electron reduction, and 6-electron reduction

^aState Key Laboratory Breeding Base of Green Pesticide & Agricultural Bioengineering, Key Laboratory of Green Pesticide & Agricultural Bioengineering, Ministry of Education, State-Local Joint Laboratory for Comprehensive Utilization of Biomass, Center for Research & Development of Fine Chemicals, Guizhou University, Guiyang 550025, Guizhou, China. E-mail: jhzx.msm@gmail.com; hli13@gzu.edu.cn; Fax: +86-851-8829-2170; Tel: +86-851-8829-2171

^bTechnical University of Denmark, Centre for Catalysis and Sustainable Chemistry, Department of Chemistry, Kemitorvet, Building 207, 2800 Kgs. Lyngby, Denmark



Table 1 The reduction of CO₂ to formamides with amines over various reducing agents

H donor	Advantages	Disadvantages
Hydrogen (H ₂)	Clean and atom economical	Harsh reaction conditions (high reaction temperature and pressure)
Metal hydride (M-H)	Strong reduction ability	Sensitive to air and moisture
Hydroborane (B-H)	Strong reduction ability	Sensitive to air and moisture
Hydrosilane (Si-H)	Mild reduction potential, cheap, nontoxic, and easy-to-handle	Different hydrosilanes with a greater effect on the reaction

affords formamide, amina, and methylamine, respectively.²⁷ Besides, the problems of each catalytic system also prospect.

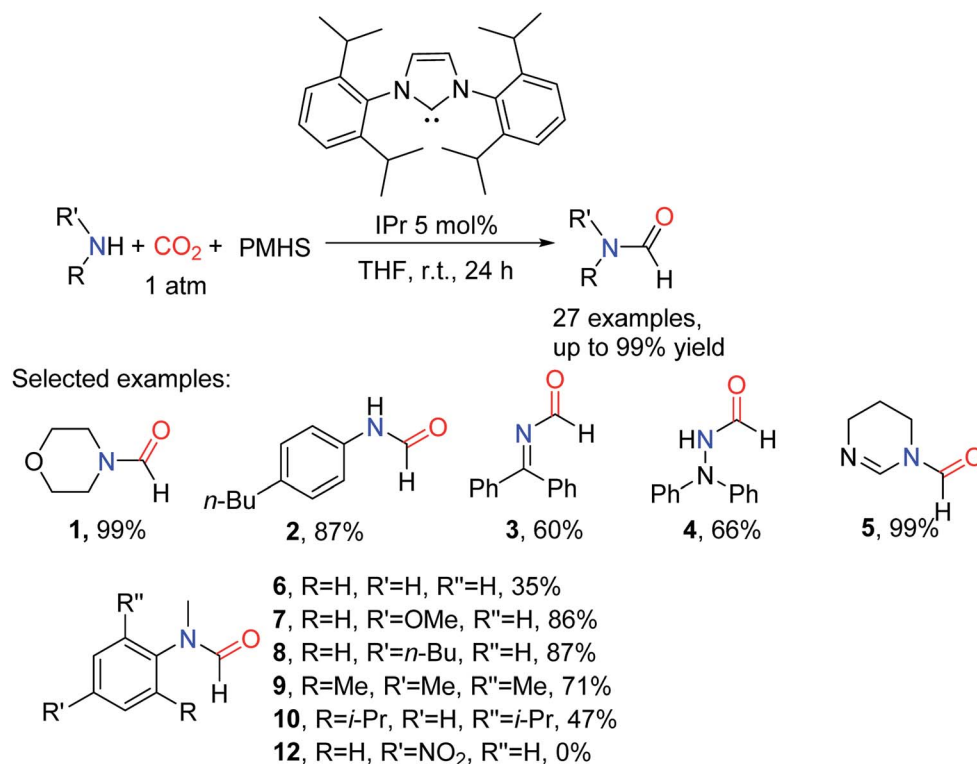
2 Organocatalysts for *N*-formylation of amines with CO₂

Organic catalysts are organic compounds that do not require metal atoms to speed up chemical reactions. Because of their non-toxic properties and their stability to air and water, they are generally considered safe reagents. These characteristics

eliminate concerns about the discharge of metal-containing waste streams, and allow the possibility of working under ambient conditions, which are preferred for industrial applications. In addition, many organic catalysts are readily available from renewable feedstock, offering the potential to reduce carbon emissions.

2.1 *N*-heterocyclic carbenes (NHCs) and related compounds

Hydrosilane was used as a reducing agent in the formylation of an amine with CO₂ catalyzed by 1,5,7-triazabicyclo[4.4.0]dec-5-

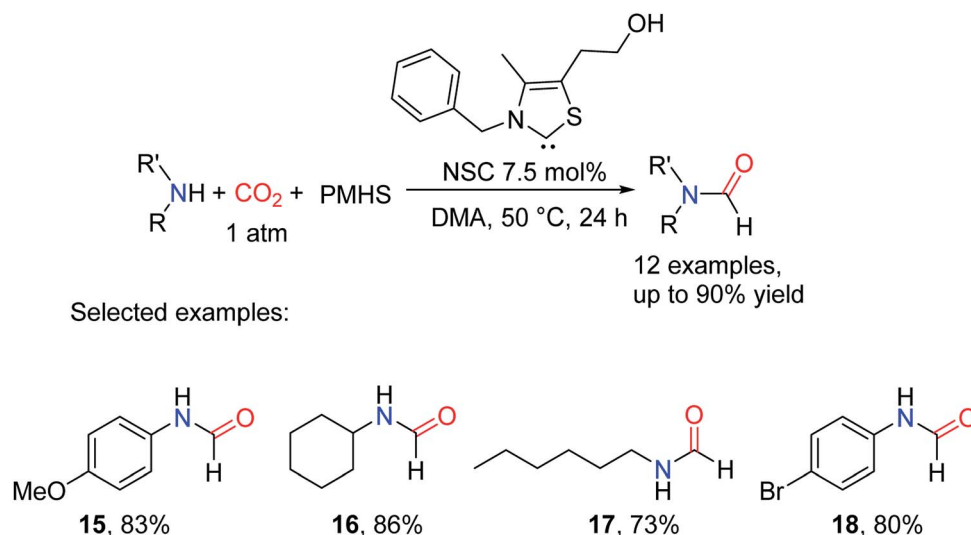
Scheme 1 NHCs catalytic systems for the formylation of amines with CO₂ and PMHS.²⁸

ene (TBD). But the so-called diagonal transformation makes the catalytic reductive functionalization of CO₂ to afford formylated products, which is limited to the basic amine.¹⁶ Therefore, Cantat and co-workers²⁸ reported the use of unsaturated N-heterocyclic carbenes (NHCs) 1,3-bis(2,6-diisopropylphenyl)-2,3-dihydro-1*H*-imidazole (IPr) as a highly effective catalyst for reductive amidation of CO₂ in the presence of polymethylhydrosiloxane (PMHS). In tetrahydrofuran (THF), morpholine **25** was catalyzed by 5 mol% IPr to afford *N*-formylmorpholine **1** at room temperature. The activity of different hydrosilanes was as follows, (EtO)₃SiH (28% yield), Ph₃SiH (4% yield), tetramethyldisiloxane TMDS (43% yield), and PMHS (90% yield). The PMHS is a nontoxic and stable silicon industrial chemical waste,²⁹ and performs very good reducibility and selectivity in the reductive amidation of CO₂. IPr is an effective catalyst for the formylation of amines with CO₂, which is applicable to various substrates such as amine

(giving **1**), imine (giving *N*-(diphenylmethylene)formamide **3**), hydrazine (giving *N,N'*-diphenylformohydrazide **4**), N-heterocyclic ring compounds (giving 5,6-dihydropyrimidine-1(4*H*)-carbaldehyde **5**), and aniline derivatives (giving *N*-(4-butylphenyl)formamide **2**, *N*-methyl-*N*-phenylformamide **6**, *N*-(4-methoxyphenyl)-*N*-methylformamide **7**, *N*-(4-butylphenyl)-*N*-methylformamide **8**, *N*-mesityl-*N*-methylformamide **9**, *N*-(2,6-diisopropylphenyl)-*N*-methylformamide **10**), except that the formylation of *p*-nitro-*N*-methylaniline **11** cannot afford *N*-methyl-*N*-(4-nitrophenyl)formamide **12** (Scheme 1).²⁸ In general, amines are used as functionalized reagents in the process of *N*-formylation. In 2018, an abnormal N-heterocyclic carbene (aNHC) catalyzed for *N*-formylation of the amide with CO₂ was reported by Mandal and co-workers.³⁰ Extended *N*-formylation of different substrates is of great significance in organic synthesis. Some heterogeneous catalytic systems have also been designed based on the excellent catalytic activity of NHC such as

Table 2 The effect of temperature and solvent type on *N*-formylation of the amine **13** with CO₂ (ref. 33)

Entry	Solvent	T [°C]	Yield [%]
1	DMF	50	77
2	Acetonitrile	50	0
3	Toluene	50	0
4	THF	50	0
5	DMA	50	95
6	DMA	100	Trace



Scheme 2 NSC catalytic system for the formylation of amines with CO₂ and PMHS.³³



porous organic polymers,³¹ and poly-NHC.³² At the same time, the development of heterogeneous catalytic systems successfully realized the reuse of catalysts.

CO₂ is fixed by vitamin B1 in animal tissues, which can facilitate the transformation of pyruvate into oxaloacetate. Inspired by this fact, Dyson and co-workers³³ reported using non-toxic, cheap, stable, and easy to store thiazolium carbene (NSC)³⁴ to catalyze the reductive functionalization of CO₂ to afford the formylated products with PMHS as the reductant under mild conditions. It was found that at a relatively low temperature (50 °C) was more conducive to the formation of formylated products, while at 100 °C, it would lead to over-reduction to afford methylated products.³³ The use of solvents in this catalytic system is critical for the control of product distribution. In a polar solvent like *N,N*-dimethylacetamide (DMA) and *N,N*-dimethylformamide (DMF), the desired formylated product ethyl formylphenylalaninate **14** was obtained with high yields (95% and 77%, respectively), while polar solvents such as acetonitrile, toluene, and THF were not active for reaction (Table 2).³³ This may be due to the instability of the catalyst in these solvents, another possible reason for better performance in DMF or DMA could be its higher solubility toward CO₂.

The catalytic system was suitable for aromatic amine, alicyclic amines and aliphatic amines, the formylated product *N*-(4-methoxyphenyl)formamide **15** (83%), *N*-cyclohexylformamide **16** (86%), and *N*-hexylformamide **17** (73%) were obtained, respectively.³³ In the catalytic system, the 4-bromoaniline can also afford *N*-(4-bromophenyl)formamide **18** (80%). However, the application scope of secondary amines is not discussed in the catalytic system (Scheme 2).

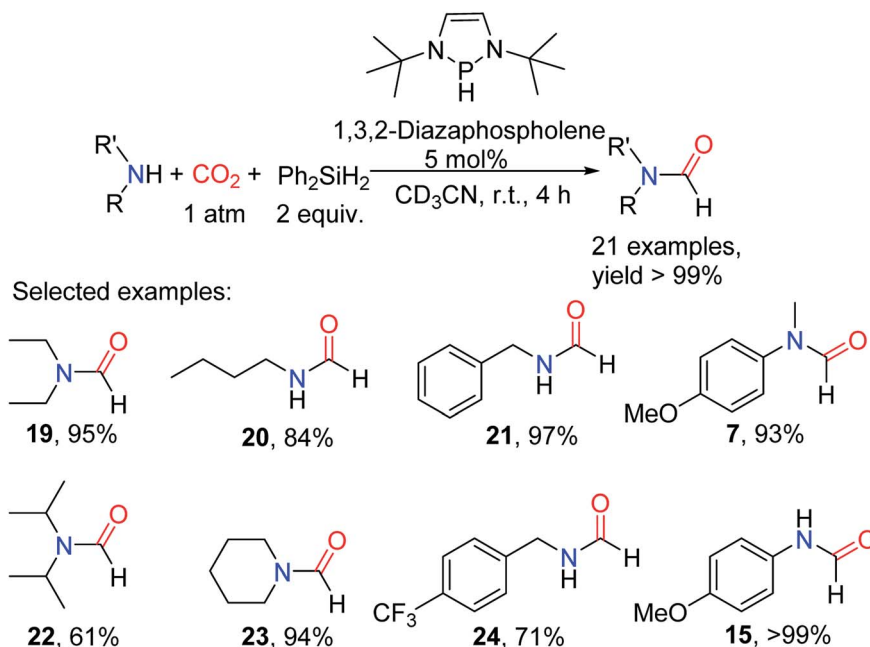
It is of great significance to apply NHCs to reductive amidation of CO₂. But the drawback is that NHCs are air-sensitive

and must be generated fresh before use.³⁵ It is important to develop different methods to convert CO₂ into value-added chemicals. In the metal-free catalytic systems that have been used for CO₂ valorization, the activation modes of CO₂ are mainly divided into three categories based on the different binding modes: one Lewis base (LB) adduct, one LB and Lewis acid (LA) adduct, and one LB and two LA adducts.³⁶ As the P atom of the phosphorus compound acts as a nucleophile, it generally reacts with CO₂ to afford LB adduct rather than the phosphorus formate. In 2015, Kinjo and Chong³⁷ provided a new method for capturing CO₂. The formylation of amines with CO₂ and Ph₂SiH₂ was finished with 72–99% yields by using 1,3,2-diazaphospholene (NHP-H) as a catalyst, an *N*-heterocyclic base containing a phosphorus atom in its structure. The catalytic system was widely used for aliphatic/aromatic primary and secondary amines, and alicyclic amines. The substrate with less steric hindrance can produce formylated products with high yield such as *N,N*-diethylformamide **19** (95% yield), and *N,N*-diisopropylformamide **22** (61% yield).³⁷ Due to different reaction mechanisms involved, amines with electron-withdrawing groups still exhibit good activity such as *N*-(4-trifluoromethyl)formamide **24** (71% yield) (Scheme 3).

2.2 Organic superbases

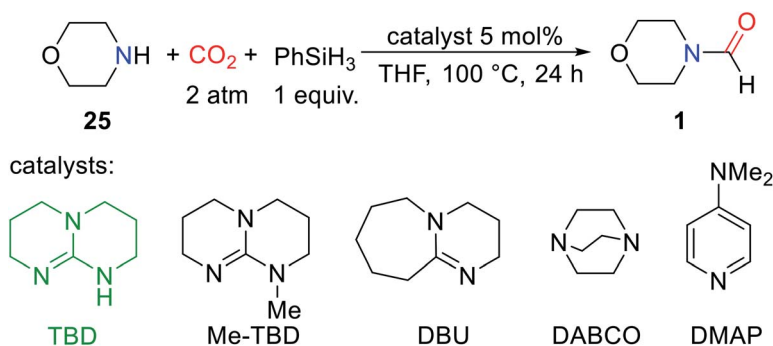
As is known to all, in the formylation reaction between amine and CO₂, the use of H₂ as a reducing agent requires the addition of metal catalysts. And the reaction needs to be carried out under the conditions of high temperature and high pressure.¹⁸ These harsh reaction conditions greatly limit the extensive use of H₂ and the expansion of the range of directly available compounds obtained from CO₂.

In 2012, Cantat and coworkers¹⁶ applied organic catalysts for the first time to the formylation of amines with CO₂ in the



Scheme 3 1,3,2-Diazaphospholene-catalyzed reduction of CO₂ to formamides using amines and Ph₂SiH₂.³⁷

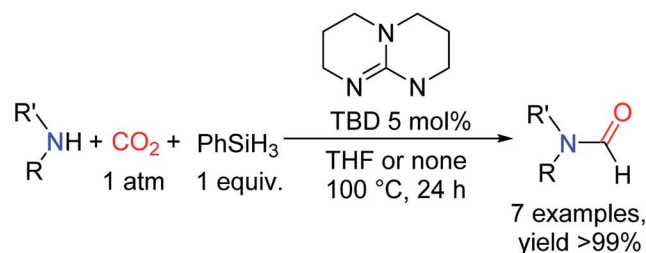


Table 3 Varieties of superbases for catalytic formylation of morpholine using CO₂ and PhSiH₃ (ref. 16)

Entry	Catalyst	Yield [%]
1	TBD	65
2	Me-TBD	20
3	DBU	15
4	DABCO	17
5	DMAP	<5
6	TBD (without solvent)	>99%

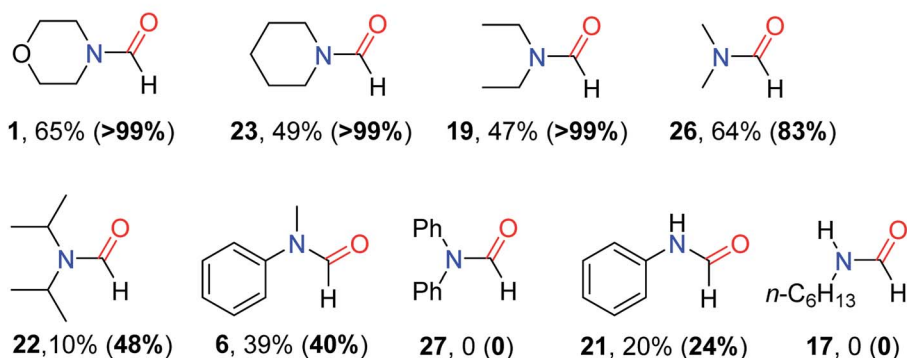
presence of hydrosilane. Replacing the commonly used CO₂/H₂ system with hydrosilane can not only avoid the burden of high temperature and pressure conditions but also improve the selectivity of the reaction.¹⁶ TBD, a cyclic guanidine, was found to be a more effective catalyst to embed CO₂ into N-H of 25 to obtain 1 after testing the reactivity of different superbases under the same experimental conditions (Table 3).¹⁶

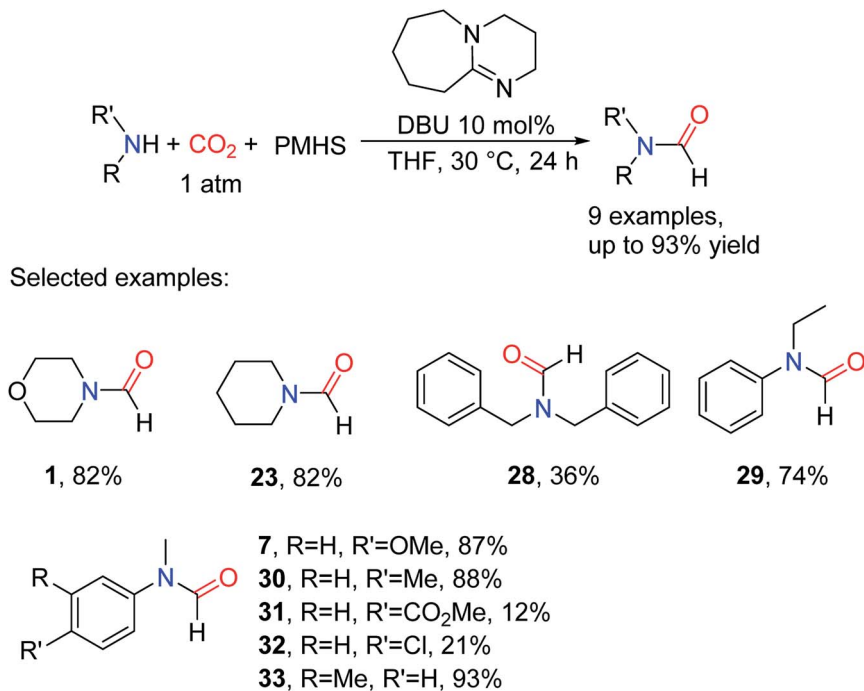
In the absence of any solvent, the obtained formylation product 1 is quantitative (yield > 99%) (Table 3).¹⁶ The effects of different hydrosilanes on reactivity were also explored, and PhSiH₃ was found to be a more effective reductant. The study of the scope of the catalytic system found that the reaction activity of the substrate was related to its basicity and the steric hindrance around N atom of amines. Strong basicity was more



Selected examples:

yields: in THF (**without solvent**)

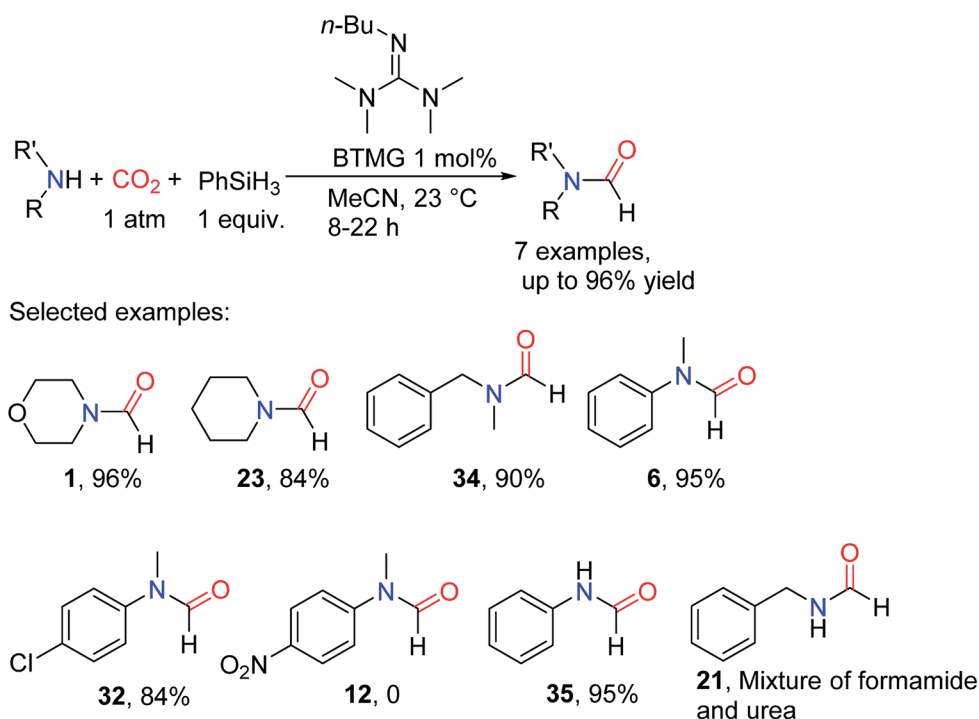
Scheme 4 TBD catalyzed reduction of CO₂ to formamides using amines and PhSiH₃.¹⁶

Scheme 5 DBU catalytic systems for the formylation of amines with CO₂ and PMHS.³⁸

conductive to the reaction. However, **19** (47% yield) and **22** (10% yield) were obtained with lower yield when the steric hindrance around N atom of amines was increased.¹⁶ At the same time, the commonly used solvent DMF (*N,N*-dimethylformamide **26**) can be obtained. It was also found that the catalytic system showed

low activity for the formylation of both aromatic amines and primary amines (Scheme 4).¹⁶

Subsequently, other superbases were reported as catalysts for the formylation of amines and CO₂. In 2018, Li and Chen³⁸ also reported that the superbase 1,8-diazabicyclo[5.4.0]undec-7-

Scheme 6 BTMG catalytic reduction of CO₂ to formamides using amines and PhSiH₃.⁴⁰

en (DBU) was used as a catalyst for reductive amidation of CO₂, and the formylated product (*N*-methyl-*N*-(*m*-tolyl)formamide **33**) yield reached 93% in CH₃CN after reaction at 30 °C for 24 h. The DBU catalytic system could selectively afford formylation products by adjusting the reaction temperature.³⁸ The catalytic system is suitable for aliphatic amines and aromatic amines, but the activity of the reaction decreases when the substrate is attached with electron-withdrawing groups such as *N*-(4-chlorophenyl)-*N*-methylformamide **32** (21% yield) (Scheme 5).³⁸

Cyclic carbamate can be obtained from CO₂, in which the cheap and stable *N,N,N,N*-tetramethylguanidine (TMG) has better reactivity than the well-modified cyclic guanidine.³⁹ Therefore, alkylated TMG, 2-butyl-1,1,3,3-tetramethylguanidine (BTMG), was applied to the formylation of amines with CO₂ and proved to be an efficient catalyst.⁴⁰ In MeCN, PhSiH₃ used as the reducing agent, the formylated product **1** (80.5% yield) can be obtained with only 0.1 mol% catalyst (TON = 805 and TOF = 33.5 h⁻¹). Its catalytic activity was also higher than that of complex cyclic guanidine compounds, and BTMG catalyzed reaction was completed within 50 min, which was superior to the reaction with TBD (>300 min).⁴⁰ BTMG is more stable and has higher activity than TMG, since TMG itself is formylated leading to the catalyst deactivation. At the same time, the catalytic system is suitable for aliphatic/aromatic primary and secondary amines. However, when the substrate is attached with electron-withdrawing groups, it will have low reaction activity or even no reaction. Even if **11** underwent reaction for 22 h, the corresponding formylated product **12** was not obtained (Scheme 6).⁴⁰

TBD was applied to formylation of CO₂ for the first time, which provided a progressive strategy for the reductive functionalization of CO₂.⁴⁰ By using DBU as a catalyst, the formylated products in high selectivity were obtained at a low temperature (*e.g.*, 30 °C). With simple BTMG as a catalyst, high yields of formylated products were obtained with low catalyst load. However, the scope of application of this kind of catalysts

is limited: TBD (7 examples), DBU (9 examples), BTMG (7 examples), and only some simple aliphatic and aromatic amines, especially TBD even only showed good activity to secondary amines.⁴⁰ In the catalytic system, the reaction time is often longer. Therefore, more adaptable and selective catalytic systems need to be developed.

3 Ionic liquids (ILs) and salts for *N*-formylation of amines with CO₂

3.1 Ionic liquids (ILs) and organic salts

ILs are composed of organic cations and organic/inorganic anions, with adjustable performance, good thermal stability, and chemical stability. It is worth noting that the majority of ILs are non-metallic salts, which can avoid the problem of metal pollution, so it has a promising application prospect in the field of catalysis.^{41–46} At the same time, compared with other non-metallic catalysts, ILs are easy to separate and can be reused, and designed by the synergistic effect between anion and cation with special functions.^{47–50}

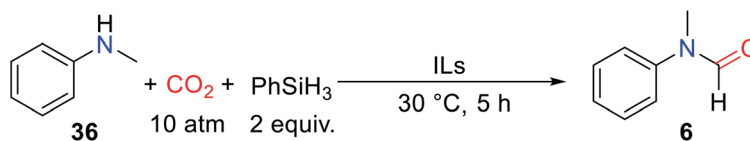
In 2015, Liu and co-workers⁵¹ reported that in the absence of solvent, ILs composed of 1-butyl-3-methylimidazolium (BMIm) and different anions were used as catalysts for the formylation of *N*-methylaniline **36** with CO₂ to obtain formylated product **6** with different yields (Table 4).

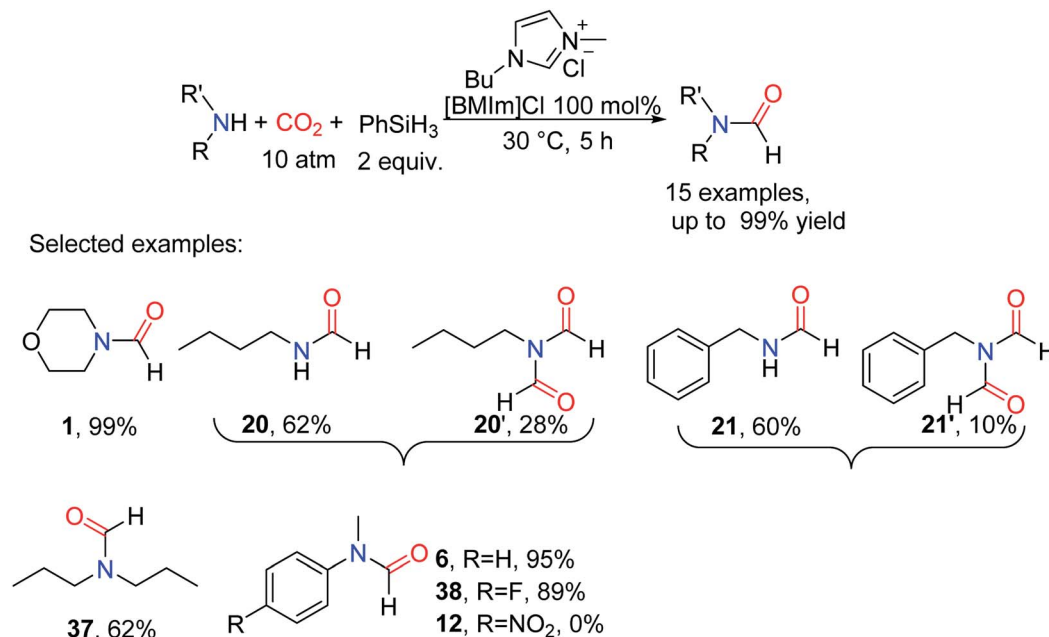
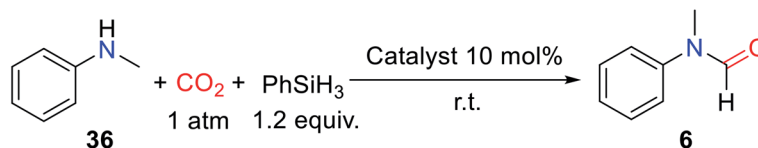
Among the tested ILs, 1-butyl-3-methylimidazolium chloride ([BMIm]Cl), 1-butyl-3-methylimidazolium bromide ([BMIm]Br), and 1-hexyl-3-methylimidazolium chloride [HMIm]Cl exhibited high activity for catalyzing the reductive amidation of CO₂.⁵¹ However, the [BMIm]Cl could catalyze the formation of formylated product **6** with 91% yield under a low catalyst load of 10 mol%. There is a huge difference in reactivity for ILs with different anions, which is attributed to the synergy between anions and cations. Although there was no change in the catalytic activity of alkylated 1-butyl-3-methylimidazolium and [HMIm]Cl, it was not enough to indicate that cations had little effect on the

Table 4 Various ILs for catalytic reduction of CO₂ to formamides using amines and PhSiH₃^a

Entry	Catalyst	Yield [%]
1	[BMIm]Cl	93
2 ^b	[BMIm]Cl	91
3	[BMIm]Br	94
4	[BMIm]NO ₃	83
5	[BMIm]PF ₆	0
6	[BMIm]BF ₆	0
7	[HMIm]Cl	92
8 ^c	[BMIm]Cl	92

^a Reaction conditions: ILs (1 mmol), substrate (1 mmol). ^b [BMIm]Cl (10 mol%). ^c Reused for the fifth time.



Scheme 7 [BMIm]Cl catalytic reduction of CO₂ to formamides using amines and PhSiH₃.⁵¹Table 5 Different catalysts used for *N*-formylation reaction using *N*-methylaniline as a model substrate

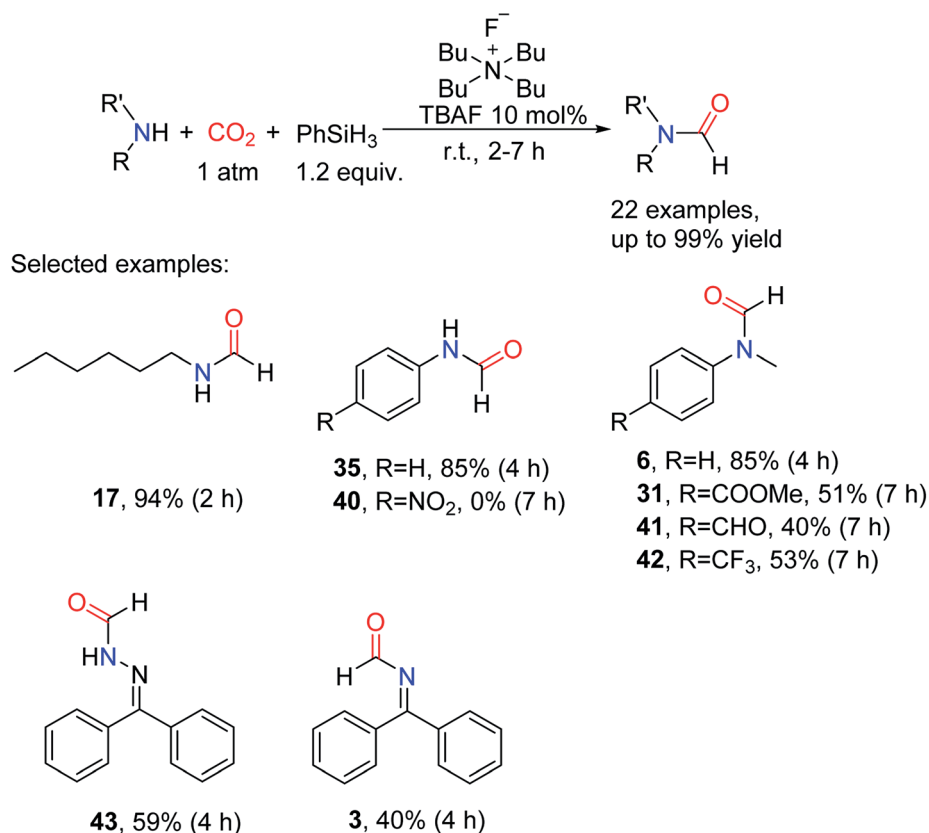
Entry	Catalyst	T [h]	Yield [%]
1	[BMIm]Cl	20	6
2	[BdMIm]Cl	20	38
3	[BMP]Cl	20	47
4	TBAI	20	2
5	ABAB	20	6
6	TBAC	20	65
7	TBAF·3H ₂ O	6	99

reaction. In the presence of PhSiH₃, the [BMIm]Cl was successfully used as the catalyst for the formylation of aliphatic/aromatic primary and secondary amines.⁵¹ In addition to substrate **11**, amines with electron-withdrawing groups also had good activity such as *N*-(4-fluorophenyl)-*N*-methylformamide **38** (89% yield) was obtained. However, in the process of formylation of primary amines with CO₂, the diformylated products were obtained such as *N*-butyl-*N*-formylformamide **20'** and *N*-benzyl-*N*-formylformamide **21'** (Scheme 7).⁵¹

In 2016, Dyson *et al.* reported the activity of chlorine salt-containing different cations as catalysts for the formylation of amines with CO₂ and PhSiH₃ under the CO₂ pressure of 1 atm with the catalyst load of 10 mol%.⁵² And the reactivity was found to

follow the order of [BMIm]Cl < 1-butyl-2,3-dimethylimidazolium chloride ([BdMIm]Cl) < 1-butyl-1-methylpyrrolidinium chloride ([BMP]Cl) < tetrabutylammonium chloride (TBAC). They still showed lower activity after a longer reaction time (20 h), and the yield of formylated product **6** catalyzed by [BMIm]Cl and TBAC was 6% and 65%, respectively. However, the tetrabutylammonium fluoride (TBAF) was found to show excellent activity by testing the salts containing the same tetrabutylammonium (TBA) cation but different anions, and the formylated product **6** (99% yield) could be obtained in short reaction time (6 h).⁵² This result further indicates that the driving force of this type of catalyst is mainly from anion nucleophilicity: I⁻ < Br⁻ < Cl⁻ ≪ F⁻ ≈ OH⁻, where the more nucleophilic is more conducive to the reaction (Table 5).





Scheme 8 TBAF catalytic reduction of CO₂ to formamides using amines and PhSiH₃.⁵²

The catalytic system could tolerate many unsaturated functional groups, giving methyl 4-(*N*-methylformamido)benzoate **31** and *N*-(4-formylphenyl)-*N*-methylformamide **41**.⁵² The catalytic system is also applied to aliphatic amines (giving **17**), aromatic amines (giving *N*-phenylformamide **35**), imines (giving **3**) and hydrazones (giving *N*'-(diphenylmethylene)formohydrazide **43**). For aniline and its derivatives, the substrate attached with an electron-withdrawing group in the C4-position was less reactive such as *N*-methyl-*N*-(4-(trifluoromethyl)phenyl)formamide **42** (53% yield). The catalytic system can even promote 4-nitroaniline **39** being converted to the corresponding formylation product *N*-(4-nitrophenyl)formamide **40** (Scheme 8).⁵²

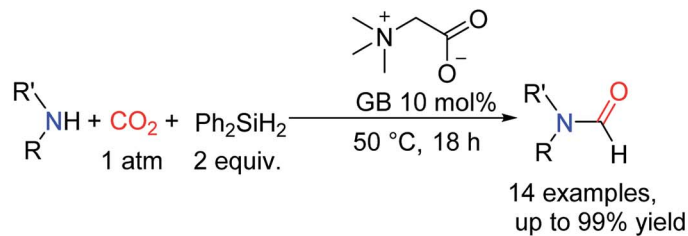
The catalytic system was also reported and proved it is efficient for reductive amidation of CO₂ under mild conditions by Liu and co-workers.⁵³ But products at different reduction levels can be obtained by using different hydrosilanes in the work. In the reductive functionalization of CO₂, (EtO)₃SiH used as a reductant can afford formylated products with high selectivity. At the same time, PhSiH₃ was used as a reducing agent, methylated products could be obtained. This work provides a new method to improve the selectivity of reductive amidation of CO₂.

At present, the use of the natural product and bio-derived compounds as sustainable catalysts or solvents has attracted the attention of more and more researchers. Glycine betaine (GB, 1-carboxy-*N,N,N*-trimethylmethanaminium inner salt) is

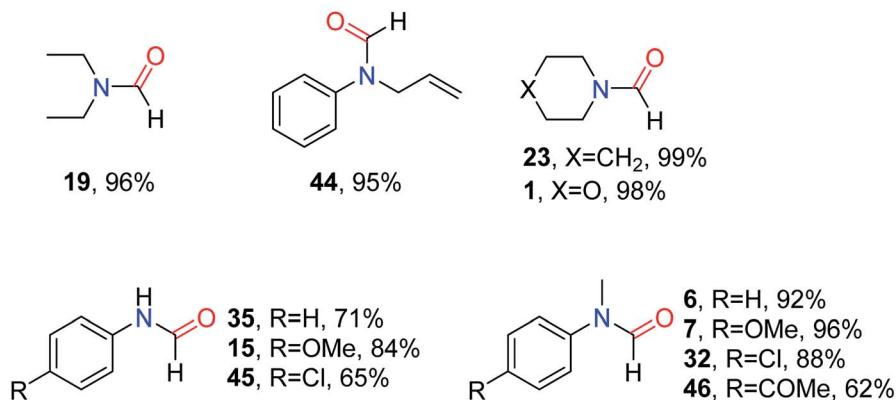
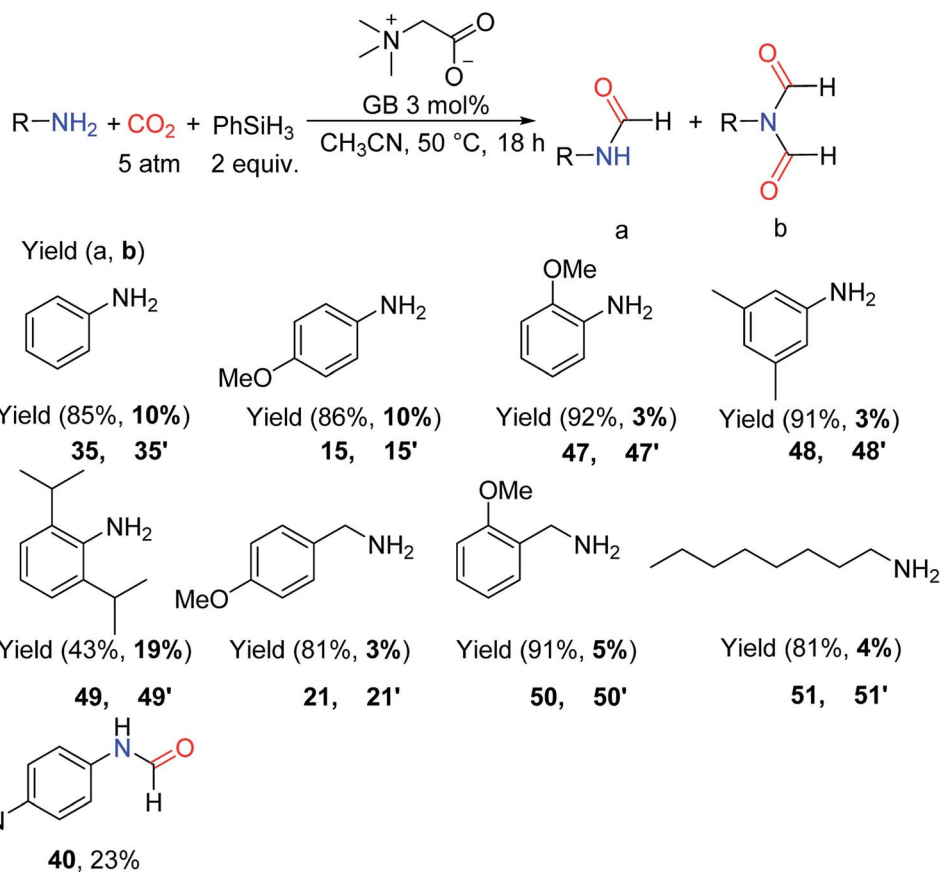
a quaternary ammonium alkaloid with an amphoteric structure that is widely found in plants.⁵⁴ GB has the advantages of being biodegradable, non-toxic, and cheap. It has a broad application prospect in the catalytic field owing to its basicity.^{55,56} Therefore, it is of great significance to apply for the reductive amidation of CO₂. So, the reaction of formylation of amines, and CO₂ with Ph₂SiH₂ catalyzed by GB was studied by He and co-workers at a relatively low temperature of 50 °C.⁵⁴ It is found that the catalytic system has a wide range of applicability. Aliphatic amines and aromatic amines with electron-withdrawing and electron-donating groups can get corresponding formylated products such as *N*-(4-chlorophenyl)formamide **45** (65% yield) and **15** (84% yield). And the activity of amines with the electron-withdrawing group is lower than the amines with electron-donating groups. Meanwhile, the catalytic system could tolerate some reducible functional groups, such as alkenyl (giving *N*-allyl-*N*-phenylformamide **44**) and carbonyl group (giving *N*-(4-acetylphenyl)-*N*-methylformamide **46**) (Scheme 9).⁵⁴

It is worth noting that Han and Xie⁵⁷ also reported the application of GB as a catalyst for the formylation of amines with CO₂ and PhSiH₃ in CH₃CN and 3 mol% catalyst, which could afford formylated products at room temperature in good to high yields (15–92%). The catalytic system has a wide range of applicability, and can even promote substrate **39** being converted to the corresponding formylated product **40** (23% yield).⁵⁷ However, substrates with high steric hindrance around N atoms are relatively inactive. The studies on the





Selected examples:

Scheme 9 GB-catalyzed reduction of CO₂ to formamides from amines using PhSiH₃.⁵⁴Scheme 10 Formylation of various primary amines and 4-nitroaniline using CO₂ as the carbon source.⁵⁷

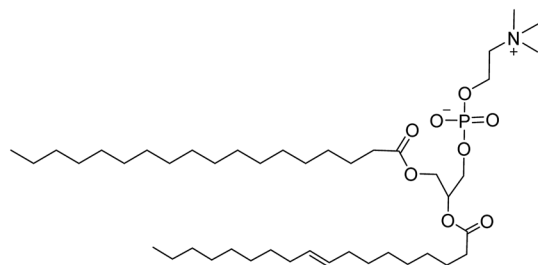


Fig. 1 Chemical structure of lecithin.⁶³

distribution of formylated products of primary amine showed that mono-formylated products were the main products (Scheme 10).

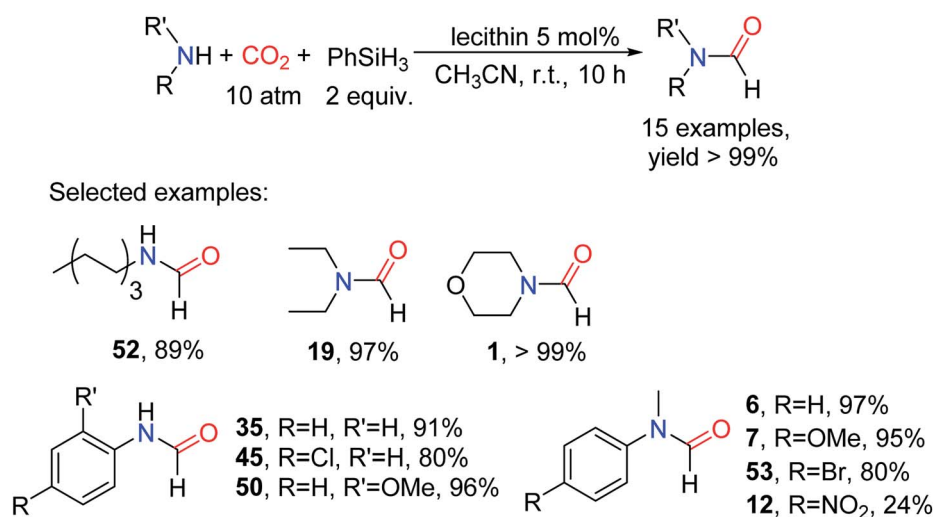
The successful application of GB for the formylation of amines with CO₂ has proved that natural products have great potential in the reductive functionalization of CO₂. Lecithin as a natural product has good biological compatibility, which is renewable, non-toxic, and widely used as food additives, biological surface-active agent, and catalyst,^{58–61} with a structure similar to GB (*i.e.*, zwitterionic structure) (Fig. 1). Importantly, lecithin is more easily obtained than GB, which is widely found in soy, eggs, and rapeseed.⁶²

In 2018, Han and Hu⁶³ successfully used lecithin as an effective catalyst for the reductive functionalization of CO₂ to formylated products in the presence of an amine and PhSiH₃ as a hydrogen source. In a conditioned screening experiment, **36** used as the model substrate to afford the corresponding formylated product **6** (97% yield), and PhSiH₃ was demonstrated to be the more effective reducing agent. By controlling the CO₂ pressure, the catalytic system can afford formylated product **6** with high selectivity (0.1 MPa, 17% yield; 0.3 MPa, 84% yield). The catalytic system is suitable for aliphatic/aromatic primary and secondary amines. Amines attached to electron-donating groups and electron-withdrawing groups can also afford corresponding formylated products with higher yields such as **7** (95%

yield) and *N*-(4-bromophenyl)-*N*-methylformamide **53** (80% yield).⁶³ Even the substrate **11** can also afford the corresponding formylated product **12** (24% yield) proving that the catalytic system has high reducibility. For primary amines, mono-formylated products can also afford with high yields, indicating that the catalytic system has high selectivity (Scheme 11).

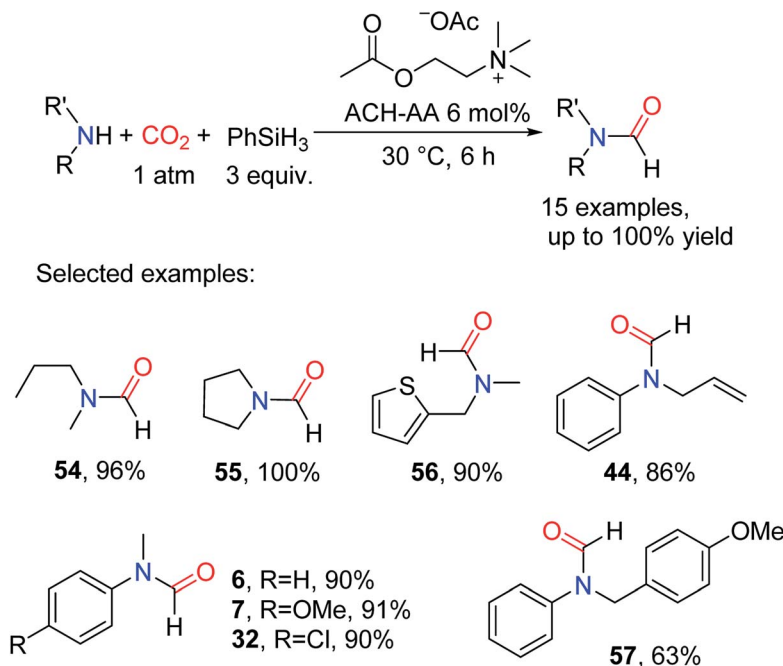
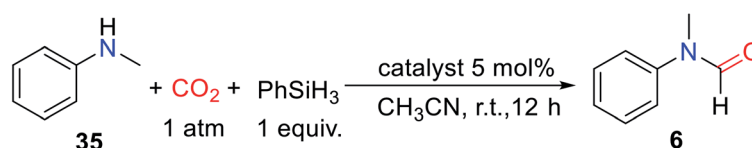
Choline-based ILs are completely composed of biological materials. It is a type of environmentally friendly material with low toxicity, high stability, and strong basicity.^{64–66} Yang and Zhao⁶⁷ by screening experiments found that acetylcholine-carboxylate bio-ionic liquids (ACH-AA) composed of acetylcholine and carboxylate is an efficient catalyst for reductive amidation of CO₂. It was reported that the viscosity of ILs increased with the length of the carboxylic acid carbon chain,⁶⁵ thus increasing the permeability and diffusion coefficient of CO₂.⁶⁸ The ACH-AA had higher nucleophilicity and basicity. And it showed higher activity and selectivity for the reductive amidation of CO₂. In the presence of PhSiH₃, no solvent, and 30 °C reaction temperature, 6 mol% ACH-AA could catalyze pyrrolidine to afford the corresponding formylated product *N*-formylpyrrolidine **55** (100% yield). The catalytic system is not only suitable for secondary aliphatic amines and aromatic amines, but also can tolerate unsaturated double bonds (giving **44**). However, for the larger amines, the activity was lower, *e.g.*, for the synthesis of *N*-(4-methoxybenzyl)-*N*-phenylformamide **57** (Scheme 12).

[BMim]Cl and ACH-AA are both ILs catalytic systems that could be reused many times without loss of activity. To achieve the catalyst recycles, some heterogeneous catalytic systems are also designed for reductive amidation of CO₂ such as microporous polymers,⁶⁹ iron-rich Gibeon meteorite,⁷⁰ and zwitterionic covalent organic frameworks.^{71,72} Although complex preparation processes were required, it is important for the sustainable conversion of CO₂. Performance of these two types of ILs and organic salts, such as TBAF catalytic systems, can be adjusted. High activity and selectivity of the catalyst can be designed by the interaction between anions and cations. It is



Scheme 11 Lecithin catalytic reduction of CO₂ to formamides using amines and PhSiH₃.⁶³



Scheme 12 ACH-AA catalytic reduction of CO₂ to formamides using amines and PhSiH₃.⁶⁷Table 6 *N*-Formylation of *N*-methylaniline using CO₂ catalyzed by various alkali-metal carbonates

Entry	Catalyst	Yield [%]
1	Li ₂ CO ₃	<1
2	Na ₂ CO ₃	<1
3	K ₂ CO ₃	65
4	Rb ₂ CO ₃	81
5	Cs ₂ CO ₃	94
6	Na ₂ CO ₃ /15-crown-5 ether	21

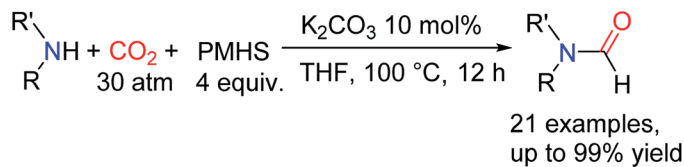
worth noting that natural products are non-toxic, biodegradable and environment-friendly, showing great potential in the field of catalysis.

3.2 Inorganic salts

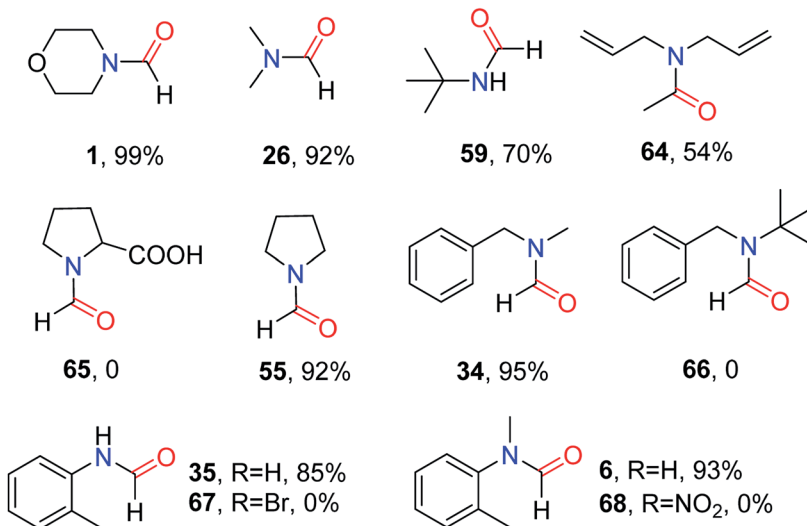
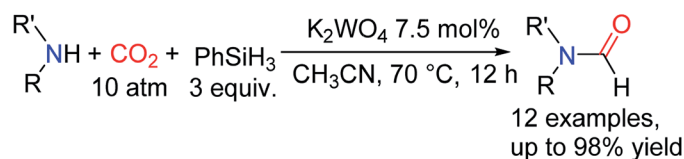
K₂CO₃ supported on alumina was reported as the active catalyst for the hydrosilylation of benzaldehyde.⁷³ Cui and coworkers also reported Cs₂CO₃ catalytic reduction of amides, aldehydes, and ketones in the presence of hydrosilane.^{74,75} In 2015, Motokura and co-workers⁷⁶ successfully got silyl formate by using CsF and K₂CO₃ to catalyze hydrosilylation of CO₂. The use of low cost, readily available, and stable inorganic salt as the catalyst for the formylation of amines with CO₂ was successively

reported. In 2016, Lin and Fang⁷⁷ used the simple and easily available inorganic salt Cs₂CO₃ as the catalyst for the *N*-formylation of amines with CO₂ in the presence of PhSiH₃. The formylated products were obtained in 14–99% yields at room temperature. The catalytic activity of carbonate of different alkali metals was also investigated. The presence of “cesium effect”^{78,79} resulted in the change of solubility or nucleophilicity of different carbonates. The results show that the reactivity of alkali-metal carbonates of different sizes is different. 15-Crown-5 ether was added to the Na₂CO₃-based system and it was found that the yield of formylation catalyzed by Na₂CO₃ increased to 21%, proving that the solubility of carbonate is an important factor affecting the catalytic activity (Table 6).⁷⁷

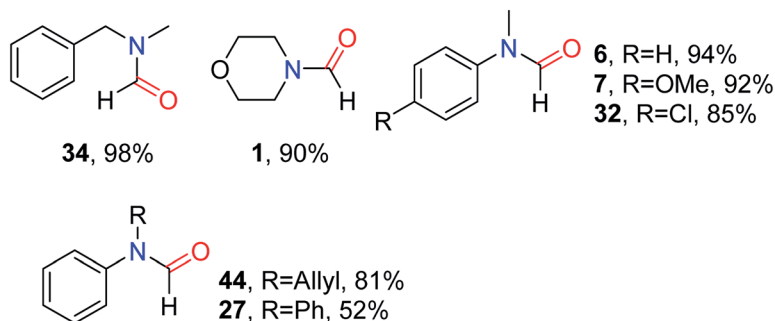




Selected examples:

Scheme 14 K₂CO₃-catalyzed reduction of CO₂ to formamides using amines and PMHS.⁸⁰

Selected examples:

Scheme 15 K₂WO₄-catalyzed reduction of CO₂ to formamides using amines and PhSiH₃.⁸²

The catalytic system was suitable for aliphatic/aromatic primary and secondary amines.⁸⁰ And diallylamine was also formulated to afford *N,N*-diallylacetamide **64**. However, amines attached with electron-withdrawing groups or amines with large steric hindrance showed lower activity and even could not obtain the desired formylated products such as *N*-methyl-*N*-(2-nitrophenyl)formamide **68** and *N*-benzyl-*N*-(*tert*-butyl)formamide **66** (Scheme 14).⁸⁰ The catalytic system requires higher

CO₂ pressure, reductant equivalent and catalyst dosage, which may be due to the use of less reductive PMHS.

Since the oxygen atom of tungstate ion has high electron density.⁸¹ It is speculated that tungstate anion can activate hydrosilane to promote the reduction of CO₂. In this regard, potassium tungstate has been applied for the reductive amidation of CO₂ by He and co-workers.⁸² By adjusting the pressure of CO₂ to a higher state (2 MPa), the reductive amidation of CO₂ could be complete with higher selectivity. The catalytic system is



suitable for most of the aromatic secondary amines and heterocyclic amines. For the substituted aniline derivatives, the activity of the substrate substituted by the electron-withdrawing groups was lower than that of the substrate substituted by the electron-donating group, such as **32** (85% yield) and **7** (92% yield).⁸² When the steric hindrance increases, like in the case of *N,N*-diphenylamine, the formylated product was obtained in a low yield (Scheme 15).

4 Transition metal complex for *N*-formylation of amines with CO₂

As a common intermediate in the process of CO₂ reduction, metallic hydrogen compounds (M–H),^{83,84} can promote the CO₂ reduction by forming complexes with electron-donating ligands

to enhance the nucleophilicity of M–H. As a new pathway to reduce CO₂, different transition metal complexes (Ni, Cu, Fe, Ru, Zn, Mn) have been applied to catalyze the formylation of amines with CO₂. The same metal can be combined with different ligands to develop diverse catalytic systems. And the selection of ligands developed from initially toxic diphosphophenyl to relatively green NHC and some ionic liquids. This is of great significance for the reductive functionalization of CO₂.

4.1 Cu-based complex

In 2012, Motokura and co-workers⁸⁵ reported in the presence of PMHS, the Cu-base complex (3 equivalents of 1,2-bis(diisopropylphosphino)benzene (**L1**) to Cu) is an effective catalyst for the *N*-formylation of amines with CO₂, 1 atm of CO₂ pressure and reaction temperature of 80 °C in 1,4-dioxane, giving formylated

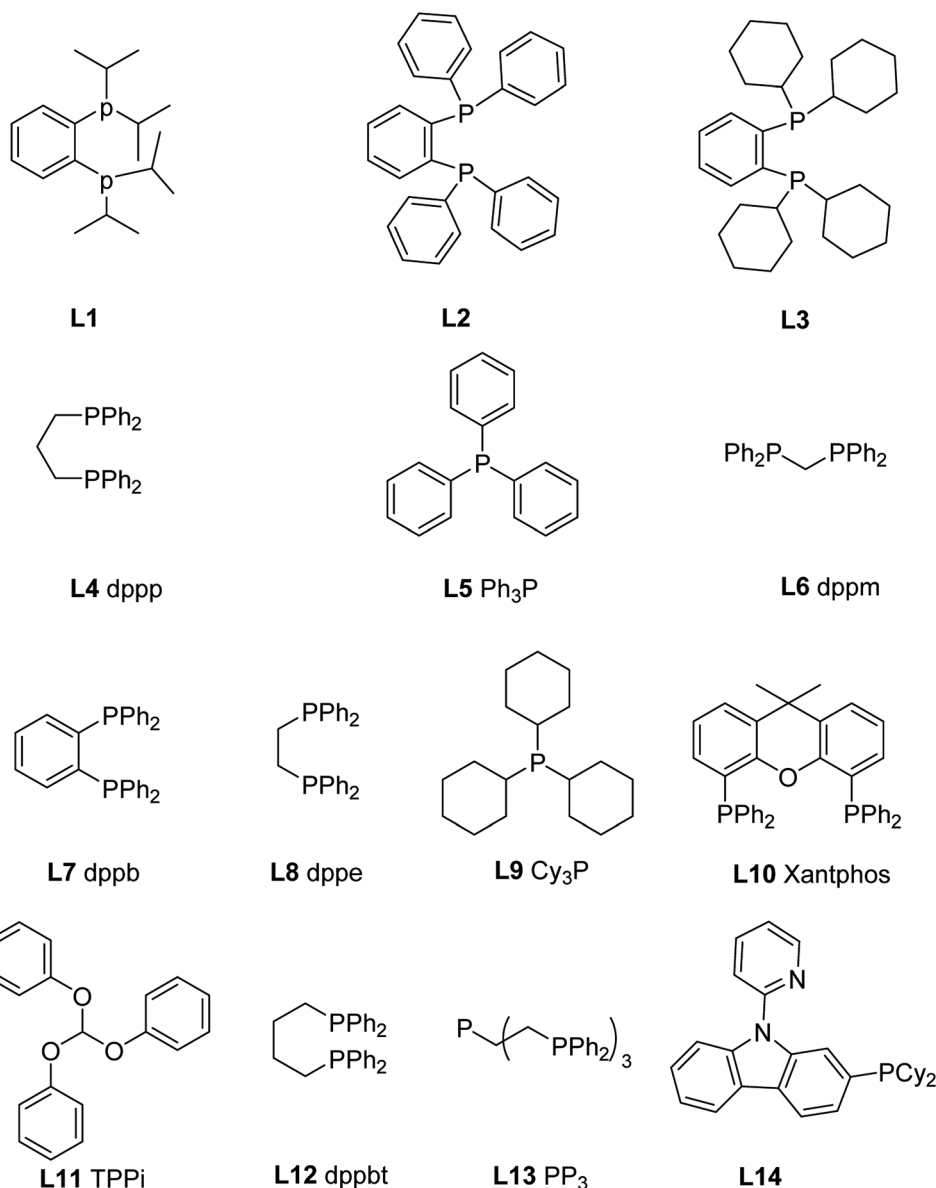
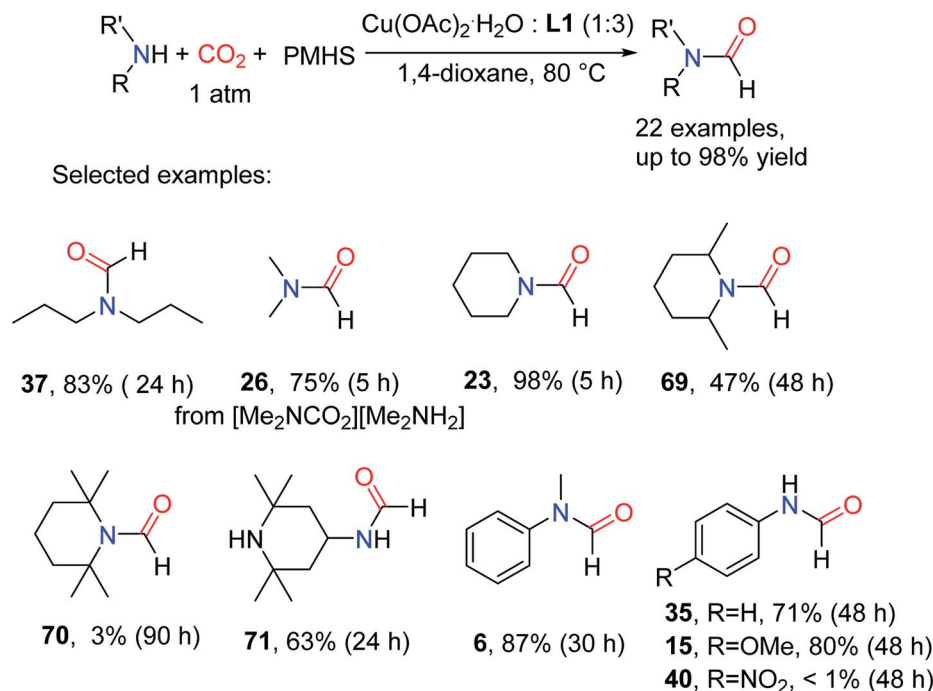


Fig. 2 The structure of the used phosphorus ligand.^{85,86}



Scheme 16 Copper–diphosphine complex catalytic reduction of CO₂ to formamides using amines and PMHS.⁸⁵

products in moderate to excellent yields. The effect of different ligand structures **L1**–**L5** (1,2-bis(diphenylphosphanyl)benzene **L1**, 1,2-bis(dicyclohexylphosphanyl)benzene **L2**, 1,2-bis(dicyclohexylphosphanyl)propane **L3**, 1,3-bis(diphenylphosphanyl)propane **L4** (dppp), and triphenylphosphane **L5** (Ph₃P)) (Fig. 2) on the reaction was experimentally tested, and it was found that diphosphine (**L1** or **L3**) with *o*-benzene structure was a good formylated ligand compared with the double-dentate ligand (**L4**) and single-dentate ligand (**L5**) connected with the propyl chain.⁸⁵ Among these diphosphines, the activity of alkyl-functional ligands such as isopropyl and cyclohexyl was superior to that of the phenyl counterpart.

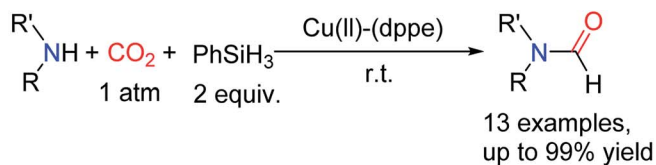
The catalytic system is suitable for aliphatic secondary amines, alicyclic amine, and aromatic primary and secondary amines.⁸⁵ Commonly $[\text{Me}_2\text{NCO}_2][\text{Me}_2\text{NH}_2]$ used as the substrate to afford DMF **26** in 75% yield, which further indicates that the reaction of amines with CO₂ does not affect the *N*-formylation. At the same time, amines with branched chains showed lower reactivity, and the reactivity decreased with the increase of the number of methyl attached to piperidine-derived such as formylated product **23** (98% yield), 2,6-dimethyl-*N*-formylpiperidine **69** (47% yield) and 2,2,6,6-tetramethyl-*N*-formylpiperidine **70** (3% yield).⁸⁵ This is due to the large volume of the catalyst itself, and the substrate of

Table 8 The effect of bite angle of the ligands^{a20}

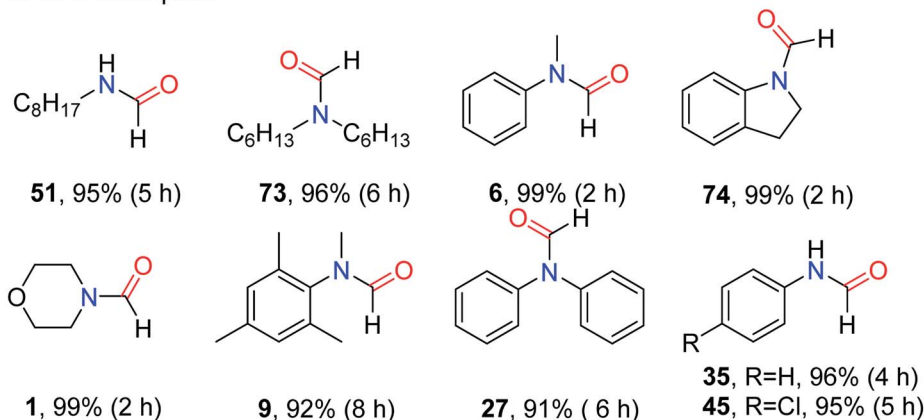
Ligand	Bite angle, β ^o	Yield [%]
L5	—	N.R.
L9	—	N.R.
L11	—	N.R.
L10	102	11
L7	87	23
L6	84	59
L8	89	96
L12	98	83

^a Reaction conditions: aniline (1 mmol), Si-H (6 mmol), Cu(OAc)₂ (1 mmol), ligand (1.2 mmol); N.R. = no reaction.





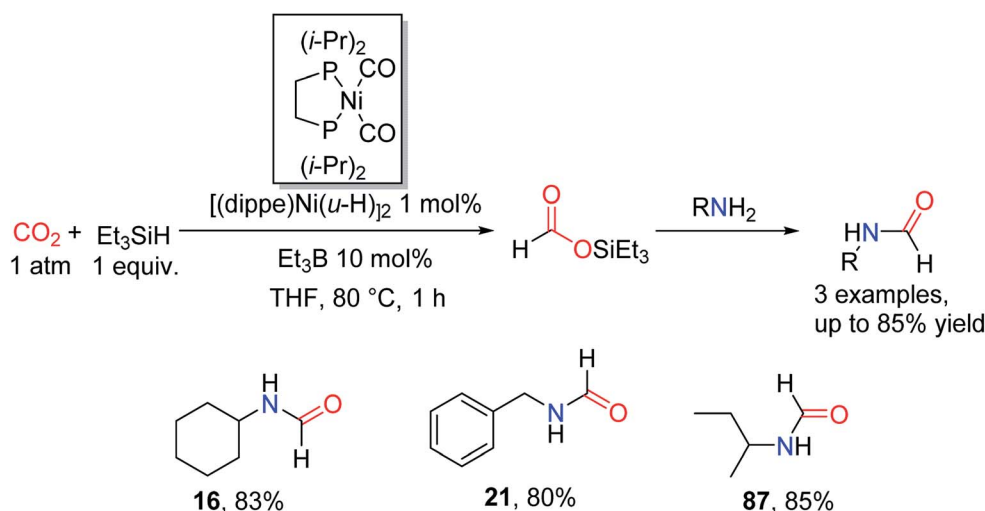
Selected examples:

Scheme 17 Cu(II)-(dppe)-catalyzed reduction of CO₂ to formamides using amines and PhSiH₃.²⁰

a large steric hindrance has a great impact on the reaction activity. Some regionally selected formylated products like *N*-(2,2,6,6-tetramethylpiperidin-4-yl)formamide **71** that is a precursor of the highly functional 2,2,6,6-tetramethylpiperidine-1-oxyl (TEMPO) derivative, were synthesized. When the substrate was aniline and its derivatives, the electron-donating group attached in the C4-position of the aromatic ring facilitated the formylation reaction.⁸⁵ However, when the substrates are attached with the electron-withdrawing groups, the reaction cannot occur, *e.g.*, for the synthesis of **40** (yield < 1%) (Scheme 16).

The complex [Ir(H)(CF₃SO₃)(NSiN)(coe)] (NSiN = bis(pyridine-2-yloxy)methylsilyl *fac*-coordinated) was used as a catalyst for the synthesis of silyl carbamates in the absence of solvents. The method was then applied to the reductive amidation of CO₂, but the formylated products were obtained in very low yield.⁸⁶ In 2016,

Zhang and coworkers²⁰ used bis(diphenylphosphino)ethane (**L8**) (Fig. 2) as a ligand of Cu. The Cu(OAc)₂-**L8** as a highly effective catalyst for reductive amidation of CO₂ without any solvent in the presence of PhSiH₃ under room temperature and 1 atm CO₂ with only 0.1 mol% catalyst loading, giving the formylated products in 91–99% yields.²⁰ The influence of different ligands **L5**–**L12** (**L5**, bis(diphenylphosphanyl)methane **L6** (dppm), 1,2-bis(diphenylphosphanyl)benzene **L7** (dppb), **L8** (dppe), tricyclohexylphosphane **L9** (Cy₃P), 9,9-dimethyl-9*H*-xanthene-4,5-diyl) bis(diphenylphosphane **L10** (xantphos), triphenoxymethane **L11** (TPPi), and 1,4-bis(diphenylphosphanyl)butane **L12** (dppbt)) (Fig. 2) on the reactivity was also explored. It was found that monophosphine ligands (**L5**, **L9**, **L11**) are inactive for the *N*-formylation reaction, and bite angle (β^0) of the ligand has an

Scheme 18 Catalytic reduction of CO₂ to formamides using amines and Et₃SiH over [(dippe)Ni(μ-H)]₂.⁸⁷

important effect on the activity of the catalyst. The larger bite angle is, the lower the yield of the formylated product (Table 8).²⁰

The catalytic system is suitable for aliphatic/aromatic primary and secondary amines, and can selectively give mono-formylated products with high yields for primary amines.²⁰ Indoline can be also formylated to afford *N*-formylindoline **74** in the catalytic system. For aniline with electron-withdrawing groups, the formylated product can be obtained by increasing reaction time. Amines with high steric hindrance required longer reaction time to obtain higher yields of formylation products, as in the case of **27** (Scheme 17).²⁰ It is worth noting that the catalytic system showed excellent catalytic activity in the absence of solvents.

4.2 Ni-based complex

In 2013, García and co-workers⁸⁷ found that the intermediate (Et₃SiOC(O)H) in the process of CO₂ formylation could be obtained in high yields using nickel complex [(dippe)Ni(μ-H)]₂ as a catalyst after only 1 h, in the presence of 10 mol% of Et₃B. So this method is applied to reductive amidation of CO₂ in THF at 80 °C for 1 h with Et₃SiH (Scheme 18).

4.3 Fe-based complex

Li and coworkers reported the esters were reduced to aldehydes by iron complexes.⁸⁸ In 2009, Beller *et al.* and Zhou *et al.* independently reported that carbonyl iron complex was used as a catalyst for the amide reduction to amine.^{89,90} In 2013, the reduction of urea to formamidine using an iron complex as catalyst was reported by Cantat and coworkers⁹¹ for the first time. Moreover, phosphorus-containing ligands proved to be effective ligands for catalytic formylation of amines with CO₂.⁸⁵

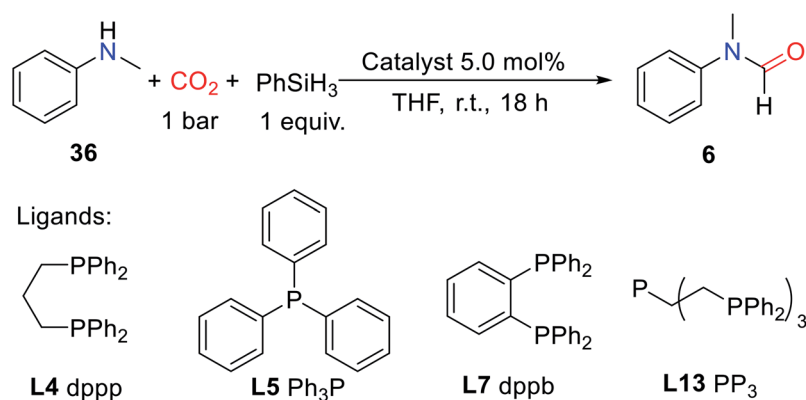
In 2013, Cantat and coworkers²¹ screened different phosphorus ligands (**L4**, **L5**, **L7**, and tris[2-(diphenylphosphino)ethyl]phosphine **L13** (PP₃); Fig. 2) to form complexes with Fe(acac)₂ as catalysts for reductive amidation of CO₂ in the presence of PhSiH₃. In THF reaction at room temperature for 18 h, the **L13** and Fe(acac)₂ in a molar ratio of 1 : 1 as a catalyst (5.0 mol%) could catalyze the *N*-formation of *N*-methylaniline **36** to afford **6** (yield > 95%) (Table 9).²¹

It was found that the catalytic system was suitable for aliphatic/aromatic primary and secondary amines. The amine containing a functional group of carbonyl group could be formylated to afford the corresponding product **46** (65% yield).²¹ Imine and hydrazine could also afford the corresponding formylated products **3** (8% yield) and **62** (26% yield), respectively. However, the substrate with large steric hindrance has lower activity, *e.g.*, di-*iso*-propylamine being formylated to afford **22** (40% yield). For aniline and its derivatives, the substrate attached with the electron-donating group was more active than the electron-withdrawing counterpart.²¹ However, for primary amines, diformylated products were obtained such as *N*-benzyl-*N*-formylformamide **21'** and *N*-formyl-*N*-heptylformamide **52'** (Scheme 19), proving that the selectivity of the catalytic system was low for primary amines.²¹

4.4 Ru-based complex

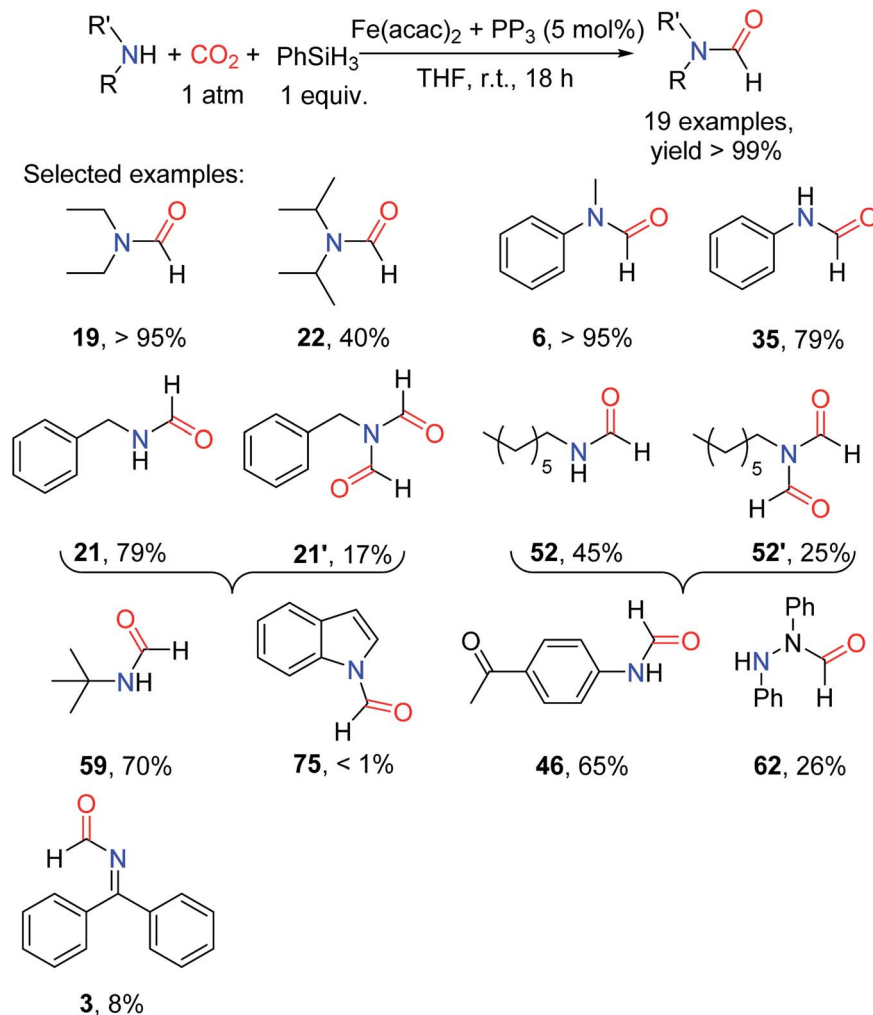
To achieve industrialize reductive amidation of CO₂, it is highly desirable to develop new catalysts that can promote reductive formylation at low catalyst loads and ambient temperatures. Based on the general metal catalytic reduction of CO₂, the common intermediate is the metal hydrogen intermediate.^{83,84} Meanwhile, it is speculated that the strong electron donor

Table 9 Iron-catalyzed formylation of *N*-methylaniline using CO₂ (ref. 21)



Entry	Catalyst	Yield [%]
1	Fe(acac) ₂ + L13 (1 : 1)	>95
2	Fe(acac) ₂	<1
3	L13	<1
4	Fe(acac) ₂ + L5 (1 : 4)	<1
5	Fe(acac) ₂ + L4 (1 : 2)	<1
6	Fe(acac) ₂ + L7 (1 : 2)	<1





Scheme 19 Fe-base complex catalytic reductive amidation of CO₂ using amines and PhSiH₃.²¹

ability of NHC ligands can increase the nucleophilicity of metal hydrides, thus promoting the reduction of CO₂. In addition, bis(NHC) rhodium complexes as effective catalysts for hydrosilylation of ketones have also been reported.⁹² In 2015, Nguyen and co-workers⁹³ reported the alkyl-bridged bis(tzNHC) (tz = 1,2,3-triazol-5-ylidene) rhodium complexes used as a catalyst for *N*-formylation of amines with CO₂ in the presence of Ph₂SiH₂. The catalytic system had high catalytic activity and selectivity for aliphatic, primary and secondary amines, and aromatic amines. At the same time, the catalytic system can tolerate some reducible functional groups such as alkenyl (giving *N*-allyl-*N*-butylformamide **78**), alkyne (giving *N*-butyl-*N*-(prop-2-yn-1-yl)formamide **79**), and carbonyl (giving methyl *N*-butyl-*N*-formylglycinate **80**). Generally, amines with large steric hindrance have relatively low activity such as **59** (60% yield). For aniline and its derivatives, the activity of substrates attached electron-withdrawing groups is lower than that of substrates attached electron-donating groups such as **18** and **15** (Scheme 20). Although reductive amidation of CO₂ was achieved at lower catalyst loads (0.1 mol%) and lower temperatures (25 °C), a relatively high pressure (25 atm) was required.

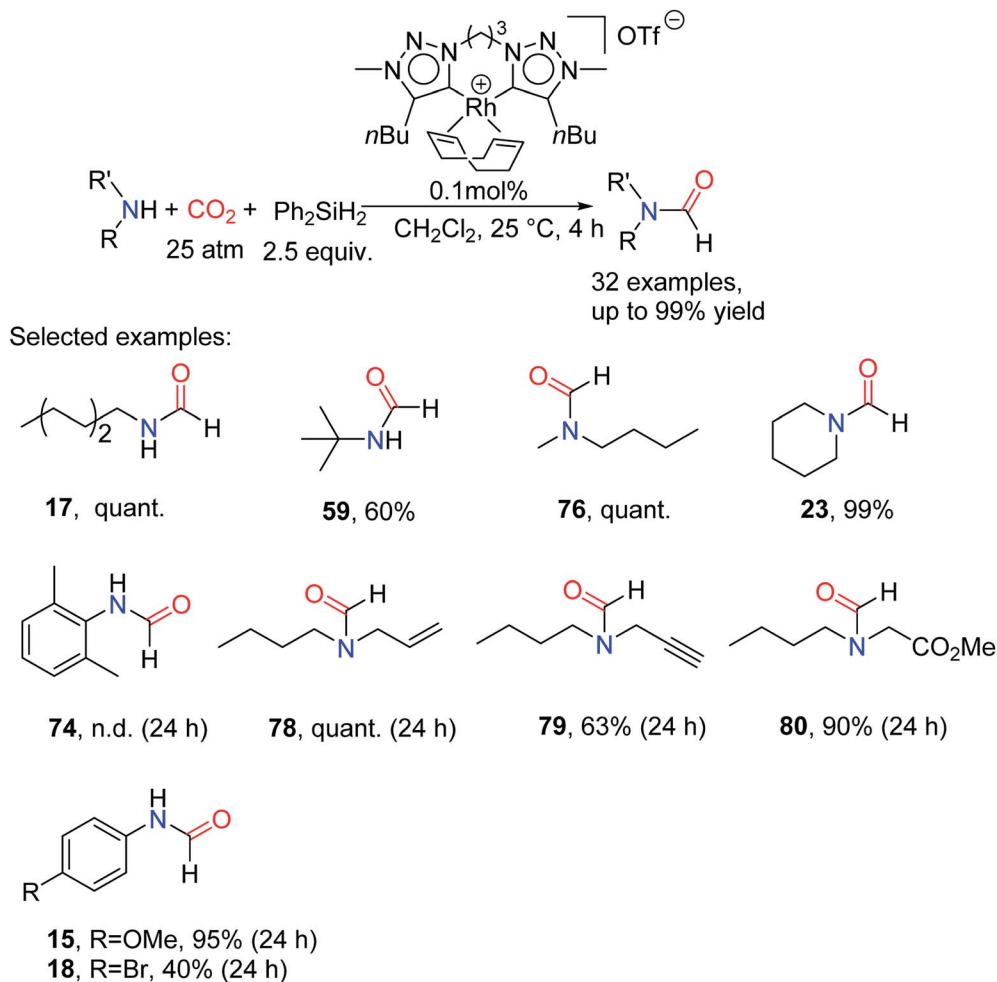
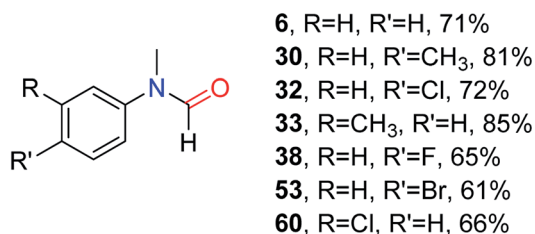
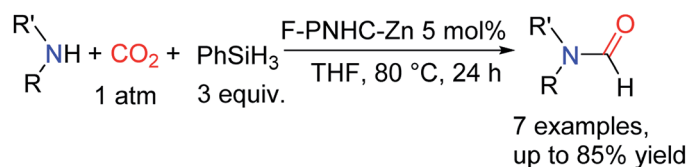
4.5 Zn-based complex

In 2015, Yang and co-workers⁹⁴ designed and synthesized a fluoro-functionalized polymeric NHC-Zn complex (F-PNHC-Zn) as a stable catalyst for the formylation of amines with CO₂ and PhSiH₃. *N*-Methylaniline was used as a substrate to study its application range, and corresponding formylation products were obtained in medium yields for amines attached with electron-withdrawing groups (Scheme 21).

The Lewis base-transition metal center (LB-TM) catalytic system could activate H₂ effectively.⁹⁵ In 2017, Luo and coworkers⁹⁶ designed and synthesized an interesting catalyst system that integrates ILs [BmIm]Br, tetrabutylamine bromide (TBAB) and salen transition metal complex Zn(salen) into the binary catalytic system (Fig. 3), because the chiral ligands of large rings have proven to have the stronger electron-donating capacity.^{97,98}

The synergies between LB and transition metal center activate the hydrosilane and promote reductive functionalization of CO₂ to formylated products in the presence of amines. Moreover, the synergistic effect between the two has experimentally



Scheme 20 Bis(tzNHC) Rhodium complexes catalytic reduction of CO₂ to formamides using amines and Ph₂SiH₂.⁹³Scheme 21 F-PNHC-Zn catalytic reduction of CO₂ to formamides using amines and PhSiH₃.⁹⁴

proved that Zn(salen) and 1.0 mol% TBAB were used alone to induce the *N*-formylation of substrate **36** at 40 °C and CO₂ pressure 1.5 MPa for 24 h, and the formylated product **6** was

obtained in the yield of *ca.* 37% and 80%, respectively (Fig. 4A). However, at the temperature of 25 °C and CO₂ pressure of 0.5 MPa, the single-component catalyst was basically inactive,



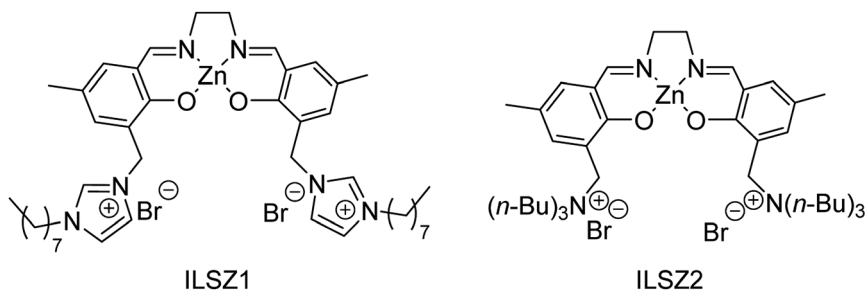


Fig. 3 The catalysts consist of different ionic liquids and Zn(salen).⁹⁶

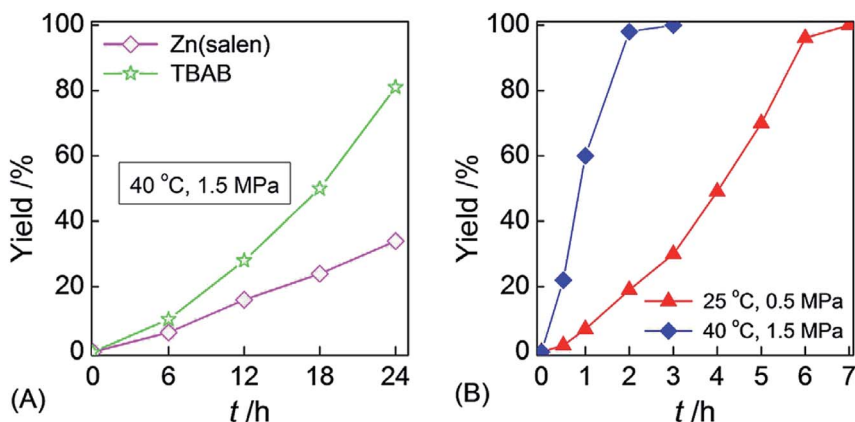


Fig. 4 Kinetic curves from the *N*-formylation reaction of *N*-methylaniline, CO₂, and PhSiH₃ catalyzed by the (A) one-component Zn(salen) or (B) Zn(salen)/TBAB bicomponent catalyst. Reaction conditions: 10 mL stainlesssteel autoclave, *N*-methylaniline (1.0 mmol), PhSiH₃ (1.0 mmol), Zn(salen) (0.5 mol%), TBAB (1.0 mol%), CO₂ pressure (0.5 MPa or 1.5 MPa), reaction temperature (25 °C or 40 °C).⁹⁶

but the two-component catalyst consisting of Zn(salen) and TBAB could afford the formylated product **6** in 99% yield after 7 h. The reaction could be finished after 3 h by increasing the temperature to 40 °C and the CO₂ pressure to 1.5 MPa (Fig. 4B). It's worth noting that the catalytic system could be reused for 5 times without loss of reactivity.⁹⁶

Both ILSZ1 and ILSZ2 are efficient for a wide range of amines, including aliphatic/aromatic primary and secondary amines, hydrazine (giving **62**), and imines (giving **3**), and can tolerate the carbonyl group (giving **46**).⁹⁶ However, during the formylation of primary amines, the presence of bisformylation led to a decrease in the selectivity of the reaction such as **16'**, **20'**, and **35'**. Aniline and its derivatives could afford the formylated products in moderate to excellent yields, in addition to incomplete formylation of the substrate **11**. Moreover, when the steric hindrance of substrate increased, the reaction could not take place, generally unable to give *e.g.*, the formylated product **70** (Scheme 22).

4.6 Mn-based complex

In 2019, the group of Li reported the formation of Mn-based complex with ligand 2-(dicyclohexylphosphaneyl)-9-(pyridin-2-yl)-9*H*-carbazole (Fig. 2, **L14**) and Mn as the catalyst for reductive amidation of CO₂.⁹⁹ Interestingly, double and mono *N*-formylation of primary arylamines with CO₂ and PhSiH₃ could be

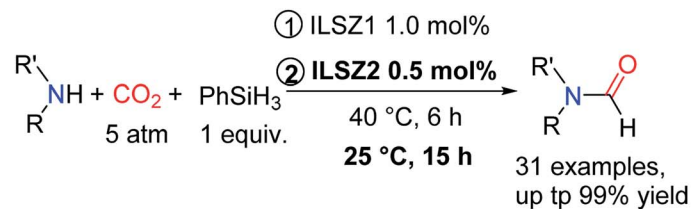
obtained selectively by changing the experimental parameters (Scheme 23).

5 Solvent promoted *N*-formylation of amines with CO₂

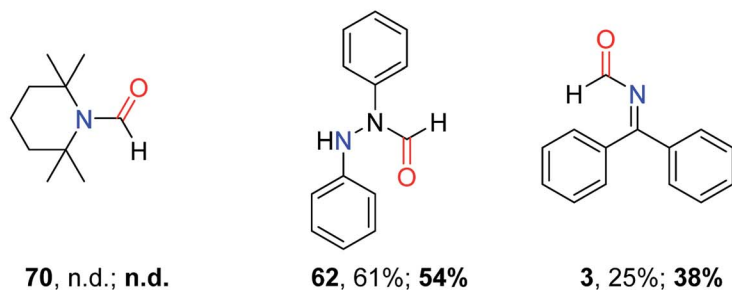
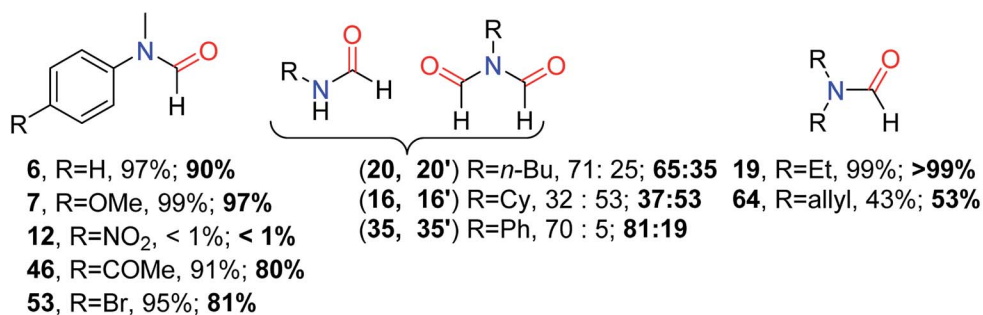
5.1 Dimethylsulfoxide (DMSO)

Cantat and co-workers²⁸ reported the reaction of formylation of amine and CO₂ catalyzed by NHCs, and proved that the nucleophilicity and basicity of NHCs played a key role in activating the Si-H bond of the hydrosilane to promote the reductive amidation of CO₂. Considering that amines are also nucleophilic and basic, it may be possible to activate the Si-H bond in a similar way to the NHCs. But the problem is that nucleophilicity and basicity of amines are not enough to activate the Si-H bond. According to reports, solvents can regulate the nucleophilicity and alkalinity of amines.^{100,101} Therefore, In 2016, Lv and co-workers¹⁰² reported that without any catalyst, the effect of different solvents on the formylation of an amine with CO₂ and PhSiH₃ at room temperature. An experiment using **25** as a model substrate found that the formylated product **1** was obtained quantitatively in the polar aprotic solvent such as DMF and DMSO. For less polar or no polar solvents, the reaction cannot occur successfully. The effect of amine on hydrosilane

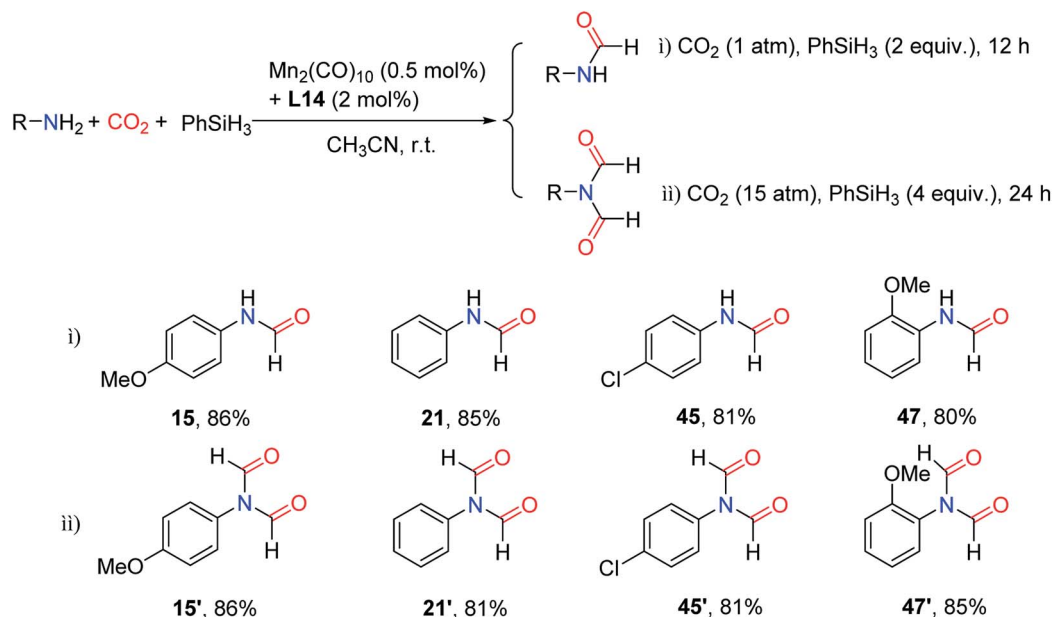




Selected examples: Yield (ILSZ1; ILSZ2)

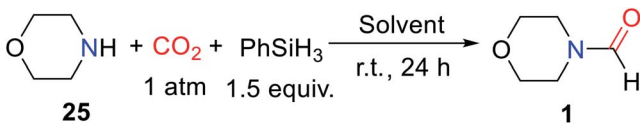


Scheme 22 ILSZ1 and ILSZ2 catalytic reductive amidation of CO₂ using amines and PhSiH₃.⁹⁶



Scheme 23 Mn-based complex catalytic reduction of CO₂ to formamides using amines and PhSiH₃.⁹⁹



Table 10 The effect of different solvents on the reaction¹⁰²


Entry	Solvent	Yield [%]
1	<i>n</i> -Hexane	N.R.
2	Benzene	N.R.
3	Toluene	Trace
4	THF	Trace
5	1,4-Dioxane	Trace
6	CHCl ₃	N.R.
7	CH ₃ CN	12
8	DMF	>99
9	DMSO	>99

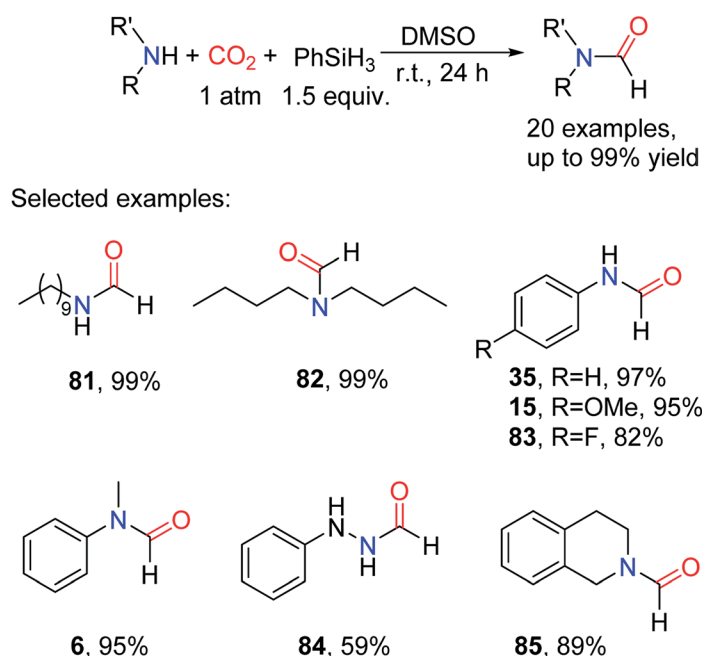
was mainly influenced by the polarity of the solvent (Table 10).¹⁰²

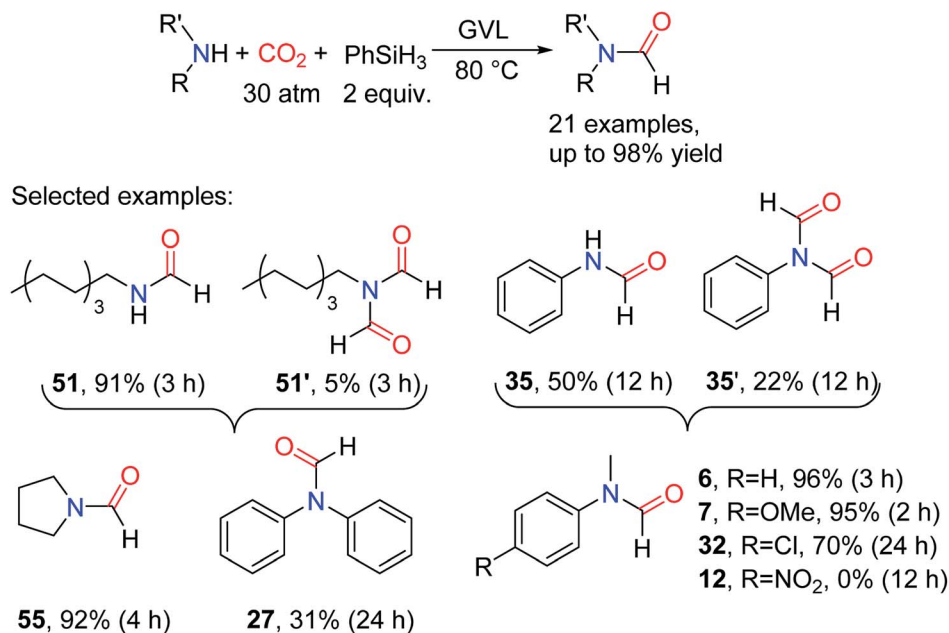
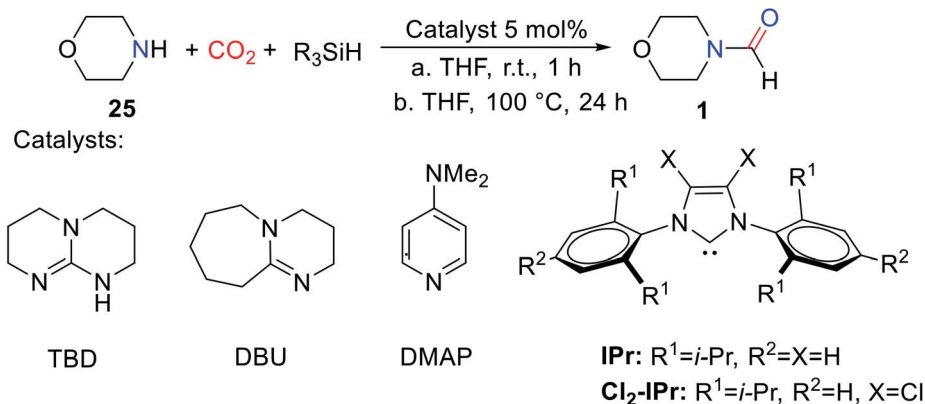
It is worth noting that the simple solvent catalytic system could be widely applied for the formylation of aliphatic/aromatic primary and secondary amines and hydrazine (giving *N'*-phenylformohydrazide **84**).¹⁰² In primary amines, monoformylated products were obtained selectively and quantitatively. In aniline and its derivatives, substrates with C4-attached electron-donating and electron-withdrawing groups could also afford corresponding formylated products **15** and *N*-(4-fluorophenyl)formamide **83**, respectively (Scheme 24).¹⁰²

5.2 γ -Valerolactone (GVL)

Although many efficient catalytic systems have been reported, there is no doubt that the development of a simple, efficient, non-toxic and renewable catalytic system for the formylation of amines and CO₂ to produce methylamine is still very important. At present, the use of bio-derived compounds to achieve sustainable catalysis is a hot field.^{103–106} GVL as a bio-derived compound has the advantages of low toxicity, biodegradability, low steam, and widely existent in fruit.^{107,108} In 2016, Song and co-workers¹⁰⁹ reported the use of PhSiH₃ as a reducing agent in the presence of amine for the GVL-promoted the CO₂ reductive functionalization to afford formylated products. The catalytic system is suitable for most aliphatic/aromatic primary and secondary amines. In the product distribution of primary amine, although there are also diformylated products *N*-formyl-*N*-phenylformamide **35'** and *N*-formyl-*N*-octylformamide **51'**, monoformylated products **34** and *N*-octylformamide **51** were the main products. For aniline and its derivatives, the reaction activity could be improved by attaching the electron-donating groups in C4 of the aromatic ring. It is necessary to extend the reaction time to obtain the ideal yield or the reaction is not performed when the electron-withdrawing group is connected in C4 of the aromatic ring (Scheme 25).¹⁰⁹ However, relatively high CO₂ pressures (30 atm) were required in this simple catalytic system.

Solvent play a vital role in the process of reductive amidation as well, in the presence of catalysts. It can effectively promote the generation and separation of carbamate, thus increasing the nucleophilicity of carbamate to improve the reaction activity of the catalytic systems.¹¹⁰

Scheme 24 DMSO promoted the reduction of CO₂ to formamides using amines and PhSiH₃.¹⁰²

Scheme 25 GVL-promoted the reduction of CO₂ to formamides using amines and PhSiH₃.¹⁰⁹Table 11 NHC- and amine-catalyzed *N*-formylation of morpholine by CO₂ (ref. 16)

Entry	Catalyst	Yield [%]	pK _a	Ref.
1	TBD	65	14.47	16
2	DBU	15	12	16
3	DMAP	<5	9.2	16
4	IPr	99	—	28
5	Cl ₂ -IPr	35	—	28

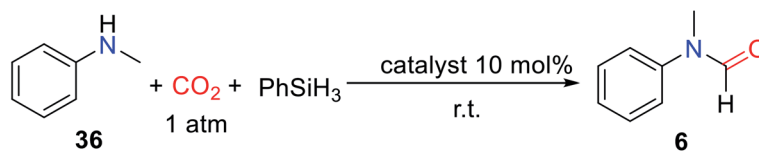
6 The influencing factors of the *N*-formylation of amine and CO₂

6.1 Effect of the catalyst basicity

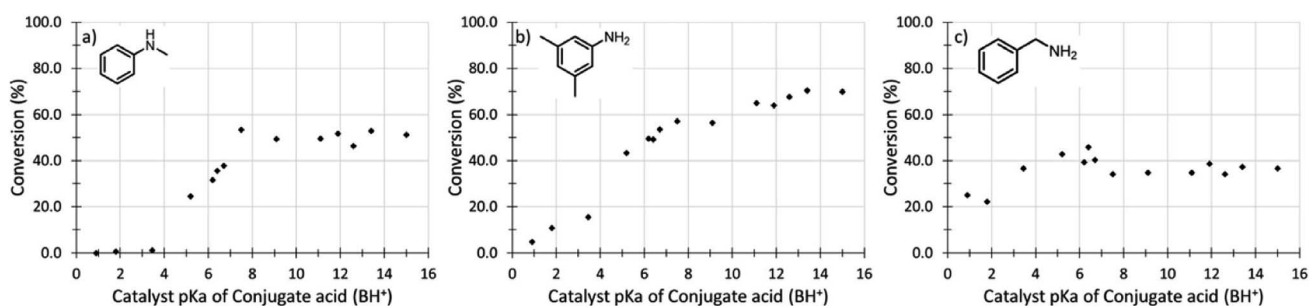
Among the reductive amidation of CO₂ catalytic systems reported at present, the base catalytic system is the main one.

NHCs can catalyze a wide range of amines to afford desired formylated products in good to excellent yields owing to its strong basicity. So the basicity of the catalyst has a great influence on the reaction. Cantat *et al.* demonstrated that the catalytic activity of the IPr was significantly higher than that of the Cl substituted IPr (Cl₂-IPr), and the decreased reactivity was due



Table 12 The effect of different halogen anions on the reaction⁵¹

Entry	Catalyst	T [h]	Yield [%]
1	TBAI	20	2
2	ABAB	20	6
3	TBAC	20	65
4	TBAF·3H ₂ O	6	99

Fig. 5 The dependency of reaction yield on the pK_a of the catalyst in DMSO in the *N*-formylation of (a) *N*-methylaniline, (b) 3,5-dimethylaniline, and (c) benzylamine.¹¹¹

to lower basicity.²⁸ The same results were also observed in the TBD catalytic system (Table 11).¹⁶

In IL and salt catalytic systems, Hao *et al.*⁵¹ demonstrated that the driving force of catalytic activity was mainly anion. The catalytic activity sequence of different halogen anions was $I^- < Br^- < Cl^- < F^-$. The higher basicity the more enhanced the catalytic activity (Table 12).

Dyson *et al.*¹¹¹ expressed the basicity of the catalyst by the conjugate acid pK_a of the catalyst and proved that the basicity of the catalyst had an important influence on the reaction. In the formylation of *N*-methylaniline, the pK_a value of the catalytic system was between 4–7.5 and the reaction activity increased linearly. The catalytic system with pK_a of 4.0 had no reactivity, while that with pK_a of greater than 7.5 was almost unchanged (Fig. 5). Therefore, before designing an effective catalytic system, the basicity of the catalyst should not be neglected.

6.2 Effect of the hydrosilane as reductant

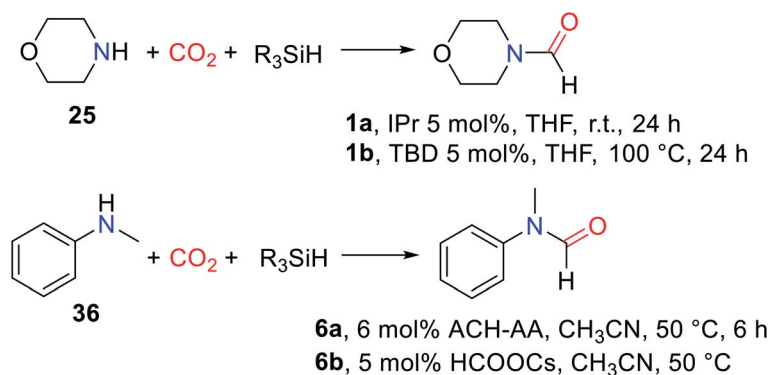
Hydrosilane is an effective reducing agent for the formylation of the amine with CO₂, so the effects of different hydrosilanes on the reaction of reverse reductive functionalization of CO₂ to formylation products were briefly summarized. Hydrosilane completely replaced by alkyl or phenyl groups showed lower reduction activity (Entries 1 and 2, Table 13). Secondly,

oxosilane showed moderate reducing activity. Cantat and co-workers²⁸ reported that oxosilane PMHS used as reducing agent for reductive amidation of CO₂ could afford formylated product **1** in 90% yield (Entries 6, **1a**, Table 13). Meanwhile, He and co-workers¹¹² also reported ((EtO)₃SiH) as a reducing agent for the synthesis of formylated product **1** (86% yield). In addition, our research group⁶⁷ and Cantat *et al.*¹⁶ also obtained the same results (Entries 4, **6a**, Table 13). So far, PhSiH₃ shows the strongest reducibility in most reported catalytic systems to promote reductive amidation of CO₂. Our research group⁶⁷ found that the reduction activity of Et₃SiH was lower than (EtO)₃SiH, indicating that the electronic effect had an important influence on the reductant. In the phenyl substituted hydrosilane, the trend order of reducing activity was PhSiH₃ > Ph₂SiH₂ > Ph₃SiH, indicating that the steric hindrance of hydrosilane was high to reduce its reduction activity.

6.3 Effect of the reaction temperature and CO₂ pressure

In the formylation of the amine with CO₂ and hydrosilane, the reaction temperature and CO₂ pressure are the important factors influencing the reaction, because the control of the two factors can selectively give formylation products. In 2014, Cantat and co-workers²¹ first reported that different reductive degrees of formylation products are obtained by different reaction temperatures, and the low temperature can selectively

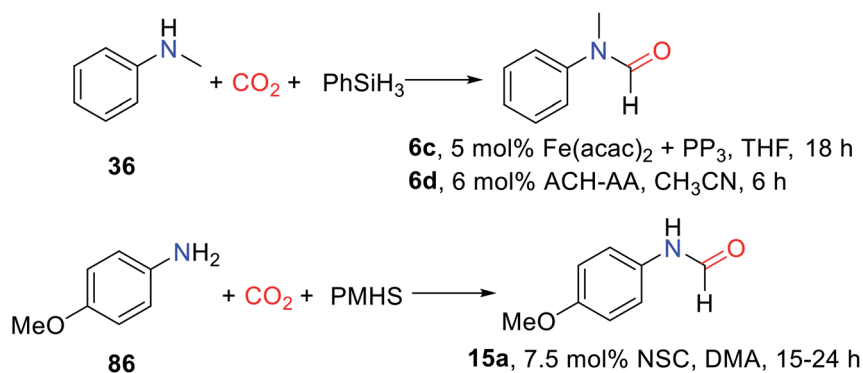


Table 13 Effect of different hydrosilanes on the formylation of amines with CO₂

Entry	Hydrosilane	Yield [%] of 1a ²⁸	Yield [%] of 1b ¹⁶	Yield [%] of 6a ⁶⁷	Yield [%] of 6b ¹¹²
1	Et ₃ SiH	—	—	0	0
2	Ph ₃ SiH	4	0	—	0
3	Ph ₂ SiH ₂	—	33	8	3
4	(EtO) ₃ SiH	28	46	56	86
5	TMDS	43	—	—	0
6	PMHS	90	—	16	30
7	PhSiH ₃	99	65	66	7

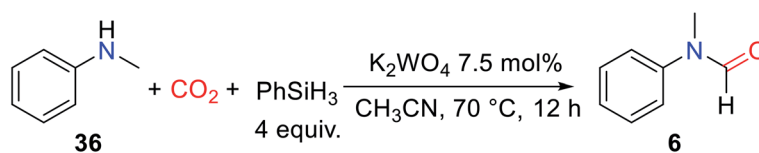
provide formylation products. Dyson and co-workers³³ also obtained formylated products at a lower temperature of 50 °C, while the methylated product was obtained when the temperature rose to 100 °C. Our research group also reached this conclusion (Table 14).⁶⁷ Another possible consequence of high temperatures is to affect the solubility of CO₂.

In 2018, He and co-workers⁸² reported that the formylation products were obtained by controlling CO₂ pressure at a higher CO₂ pressure of 2 MPa. Due to the increase of CO₂ concentration at a higher pressure, the complete consumption of reducing agent hydrosilanes can stop the CO₂ reduction at the formylation stage (Table 15). Therefore, low temperature and high pressure are conducive to reductive amidation of CO₂.

Table 14 Effect of the reaction temperature on the formylation of the amine with CO₂ and hydrosilane

Entry	T [°C]	Yield [%]	Ref.
1	RT	>95 (6c)	21
2	100	75 (6c)	21
3	50	83 (6d)	67
4	100	N/A	67
5	RT	66 (15a)	33
6	70	10 (15a)	33



Table 15 Effect of the CO₂ pressure on the formylation of the amine with CO₂ and PhSiH₃ (ref. 82)

Entry	CO ₂ pressure	Yield [%]
1	1 bar	Trace
2	2 MPa	95

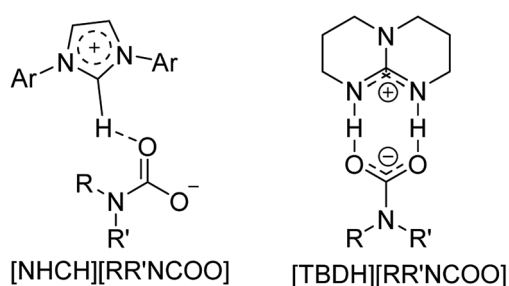
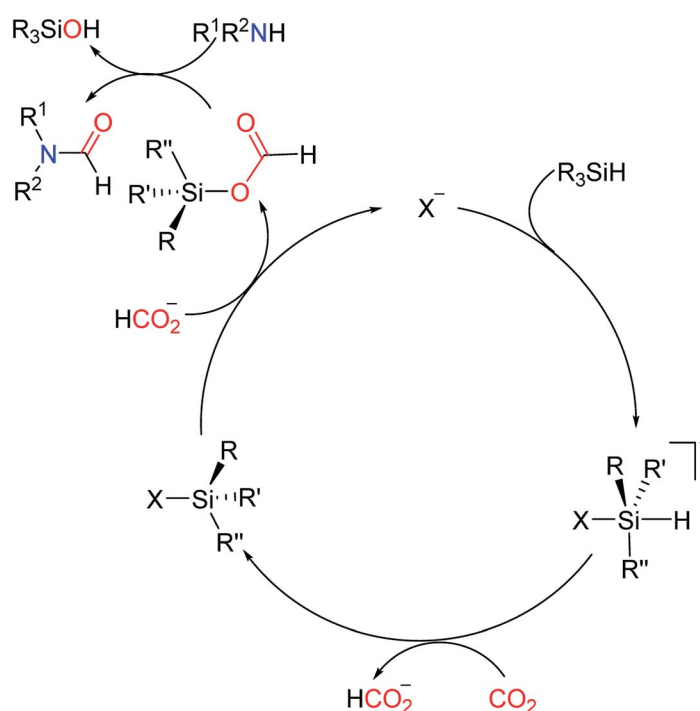


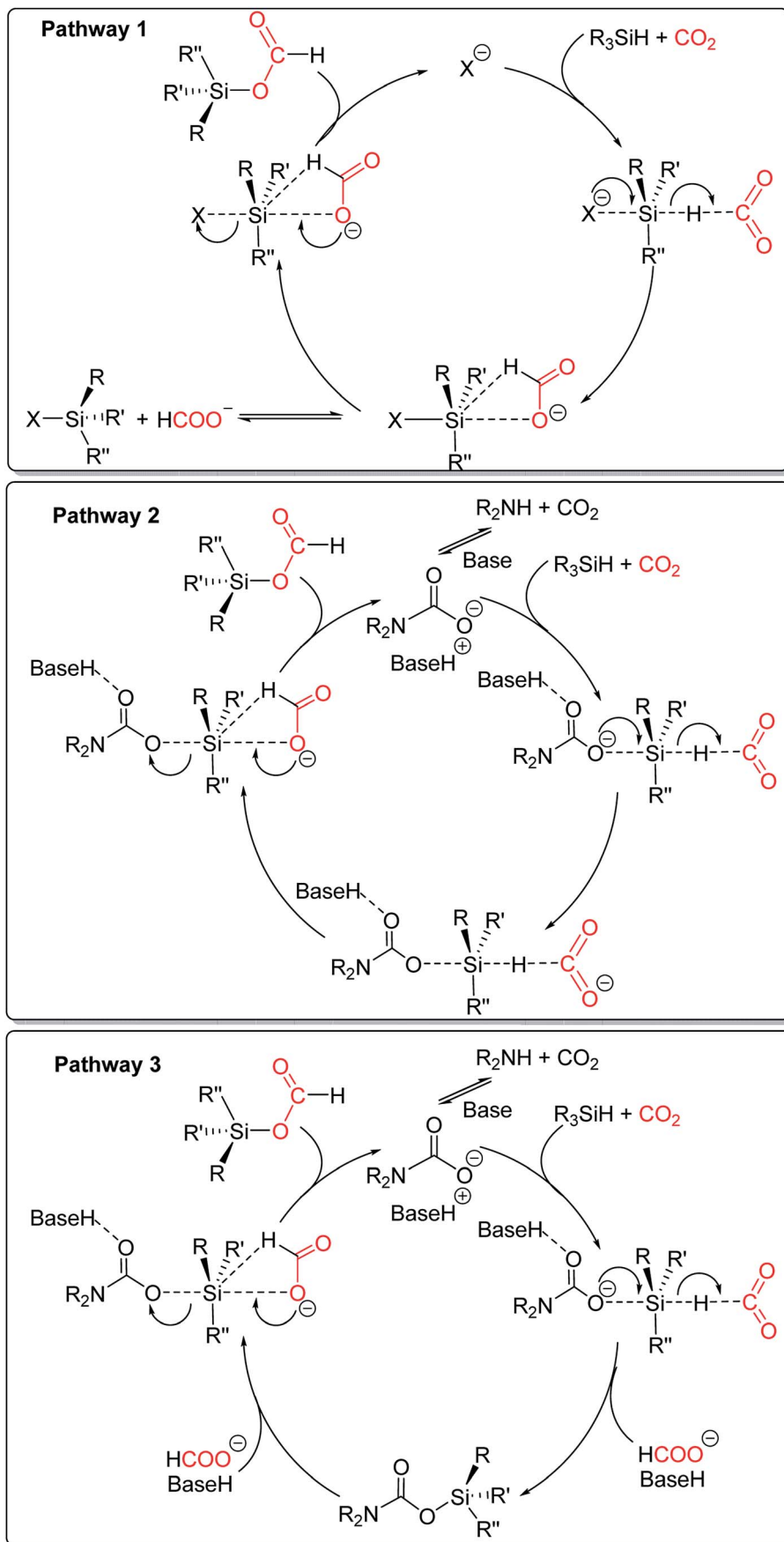
Fig. 6 Catalyst stabilized carbamate.

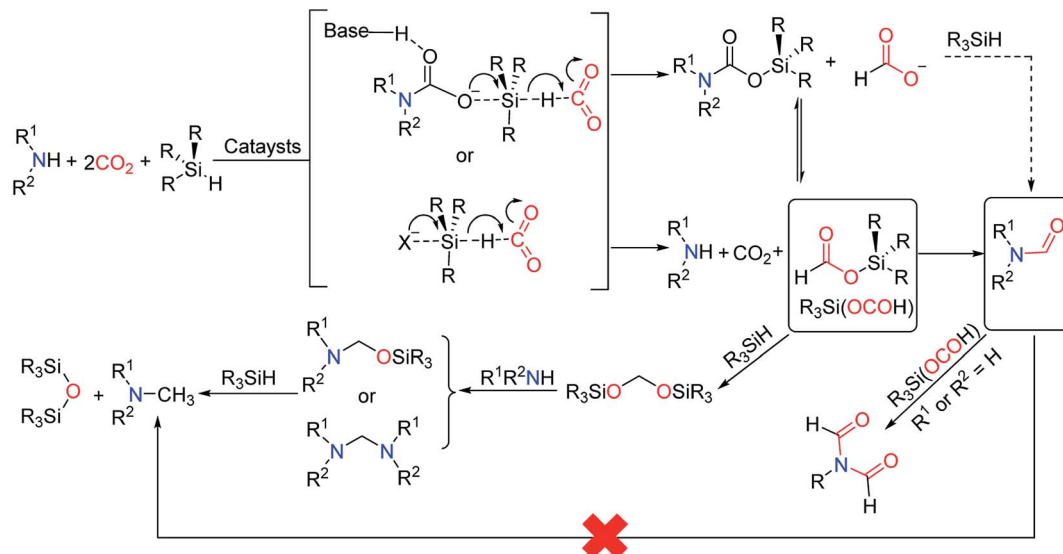
7 Mechanism of the *N*-formylation of amines with CO₂

To increase the application range of CO₂ and develop more efficient and sustainable catalytic systems, the mechanism of

the *N*-formylation of amines with CO₂ catalyzed by a large number of organic catalysts has been reported. Li and Zhou found that the real role of NHCs in catalyzing reductive amidation of CO₂ was neither the mode of activating Si nor the mode of activating CO₂. One of the most likely activation modes, the “Sn2@Si-acceptor”, was proposed.¹¹³ The reaction first forms NHC–CO₂ adduct, and in the presence of amine, carbamate is generated and stabilized to produce carbamate [NHCH][RR'NCOO] by catalyst NHCs or polar solvent, and then activated to reduce CO₂ to generate intermediate formoxysilane and finally react with the amine to get the product. DFT calculation by Wang and Cao¹¹⁴ also proved the existence of this intermediate and transition state. When the organic superbases TBD was first applied to the formylation of CO₂, the possible mechanism was also extensively reported. Cantat *et al.* also reported the generation of [TBDH][RR'NCOO],¹⁶ and the DFT calculation¹¹⁰ showed that the activation of hydrosilane to reduce CO₂ by [TBDH][RR'NCOO] was more favorable. By

Scheme 26 *N*-Formylation reaction with a TBAF catalyst.⁵²

Scheme 27 Three possible pathways for the formylation of amines with CO_2 .¹¹⁵



Scheme 28 The mechanism of the *N*-formylation of amines with CO₂ and hydrosilanes.

comparing the actions of the two catalysts, it is found that the same is that both of them can stabilize the newly formed carbamate as a base-catalyzed reaction. The only experiment that is not consistent with this result is that the CO₂ reduction rate is reduced when *N,N'*-diphenylthiourea as a co-catalyst.⁴⁰ However, the true behavior of *N,N'*-diphenylthiourea in the TMG catalytic system has not been reported (Fig. 6).

It is a fact that TBAF can activate the hydrosilicone in carbonyl reduction.^{100,101} TBAF was used as a catalyst for reductive amidation of CO₂, and the possible mechanisms were also proposed (Scheme 26).⁵² Salt mainly attacks hydrosilanes by nucleophilic anions to make CO₂ embedded in the Si–H bond of hydrosilanes, thus achieving reduction purpose. Most salts include TBAF, Cs₂CO₃, GB, and various carboxylates in this way.

In 2018, Dyson and co-workers reported the mechanistic study of *N*-formylation with ILs [TBA][OAc] catalyst, and three possible pathways were proposed to depend on the nucleophilic of the substrate and reaction conditions (Scheme 27). Pathway 1 favors other paths (pathway 2, 3) when the substrate is non-nucleophilic amines in the presence of a catalyst, and the formoxysilane intermediate can be obtained. Pathway 2 is the process of amine-assisted formoxysilane intermediate formation. And the catalyst is used as a base to stabilize *in situ* generated carbamate. Pathway 3 is more favorable when the substrates are strongly nucleophilic amines. And the silylcarbamate intermediate can be obtained. In the presence of the excess amount of hydrosilane, the silylcarbamate intermediate can directly afford formylated products. Without the excess amount of hydrosilane, silylcarbamate can afford formoxysilane intermediate. At the same time, the amine/CO₂/carbamate/carbonate equilibrium is established.¹¹⁵ In pathway 2 and 3, a base catalyst to stabilize *in situ* generated carbamate. The action of ILs catalyst is similar to that of an organic catalyst.

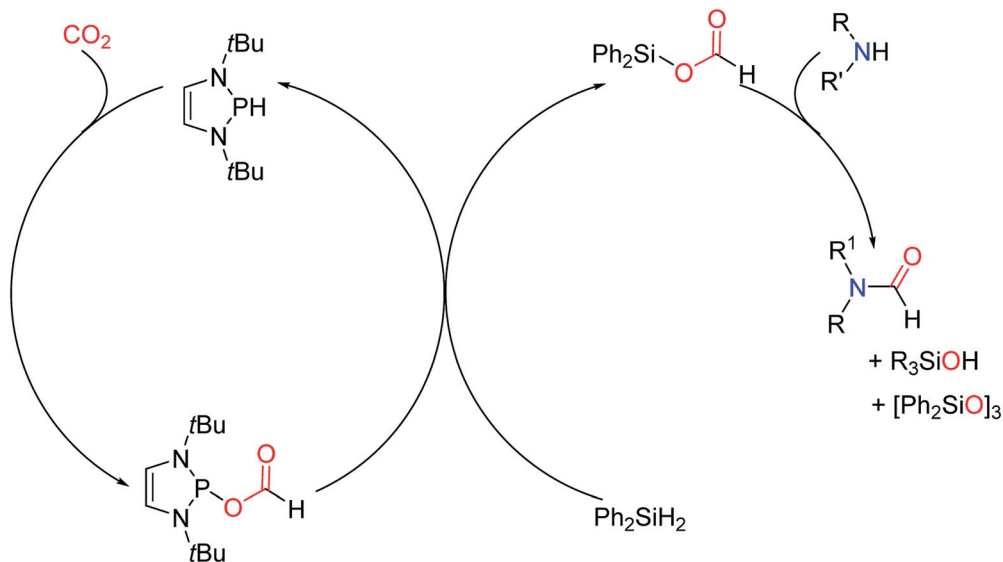
Generally, strong acid anions are not basic enough to support the formation of carbamate, while can activate the hydrosilane by attacking hydrosilane directly as a nucleophile (like pathway 1). Therefore, the activation of hydrosilane by carbamate is more popular than other nucleophiles as long as a sufficiently alkaline catalyst is present in the reaction, and generally has better reactivity as a base catalyst than as a nucleophile.¹¹¹ In ILs and salt catalytic systems, ion pairing can have a detrimental effect on the catalytic activity. Dyson and coworkers combined ion pairing energies with nucleophilicity and basicity data on the anion, to obtain structure–activity relationships between the salt catalyst and its catalytic activity and optimize the *N*-formylation reaction.¹¹¹

In the study of the catalytic mechanism of inorganic salts, it was found that the anions of salts seemed to activate hydrosilanes as nucleophiles.⁷⁷ However, the cations of salts did not participate in the reaction but may affect the solubility of catalysts. Based on already built amine/CO₂/carbamate/carbonate equilibrium, carbamate may also be formed in the process of inorganic salt catalytic reductive amidation of CO₂.

From the distribution of products in the catalytic systems, it is found that in reductive amidation of CO₂, both the monoformylation products and diformylated products are obtained. At the same time, when considering the effect of temperature on the reaction process, it can be found that methylated products are mainly obtained at high temperatures. It is indicated that side reactions such as bisformylation and *N*-methylation often occur in the reductive amidation of CO₂. Based on the previous studies, the overall reaction mechanism is summarized in Scheme 28.

However, in the 1,3,2-diazaphospholene catalytic system, the intermediate formoxysilane is given in a different way. The catalytic system is different from the metal-free catalysis. The





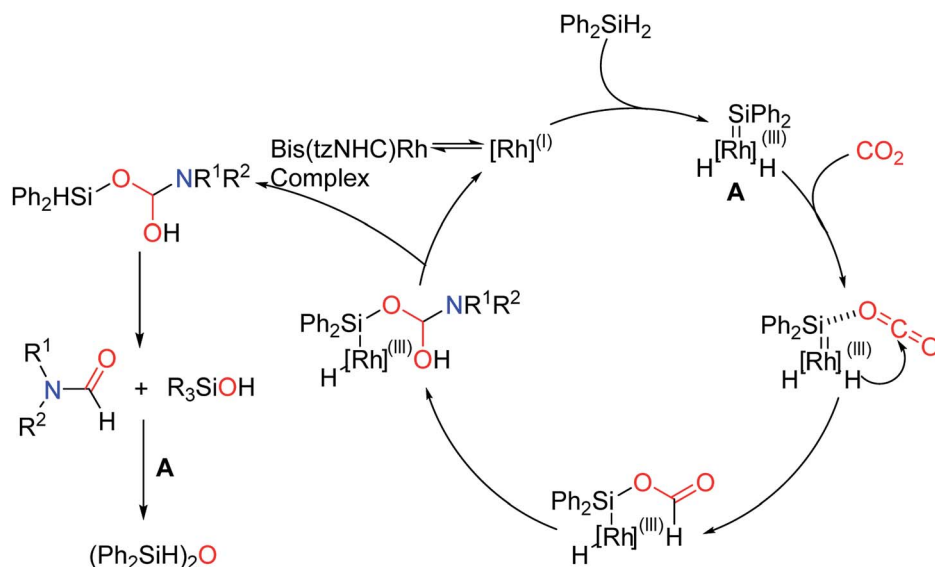
Scheme 29 The mechanism of the 1,3,2-diazaphospholene catalytic *N*-formylation of amines with CO_2 and Ph_2SiH_2 .³⁷

CO_2 first forms NHPOCOH with the catalyst, which has ionic properties, rather than the NHC-CO_2 adducts formed at the initial stage of the reaction as in the NHCs catalytic system. Then, in the presence of hydrosilane, the main intermediate of *N*-formylation formic acid derivative $\text{Ph}_2\text{Si}(\text{OCHO})_2$ was formed. Because the Si-O bond was more stable than the P-O bond, the amine hydrolysis resulted in the formation of amides, and the possible reaction mechanism was proposed (Scheme 29).³⁷

The catalytic mechanism of transition metal complexes has also been studied. In 2015, Nguyen and co-workers⁹³ applied Rh -based complex to catalyze reductive amidation of CO_2 , and the possible reaction mechanism was proposed (Scheme 30). First, the auxiliary ligand is dissociated, and then the rhodium

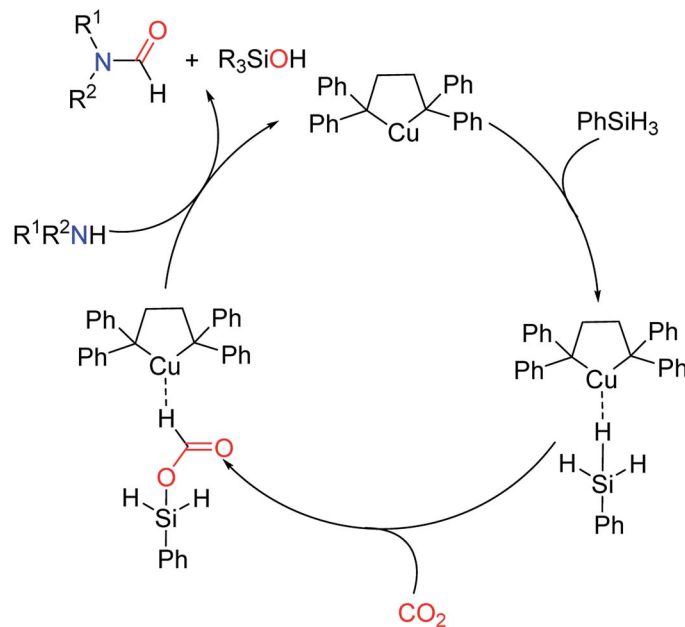
catalyst is oxidized and adducted with Ph_2SiH_2 to form a reductive silica-based rhodium intermediate. This intermediate then promotes the reduction of CO_2 hydrogenation to the rhodium silyl formate. Finally, a simple addition elimination reaction is performed to obtain the desired formylation product.

Later in 2016, the mechanism of Cu -based complex catalytic *N*-formylation of amines was also proposed by the group of Han (Scheme 31).²⁰ The mode of activation of hydrosilane by transition metal complexes is different from that of organic catalysts, ILs, and salt catalytic systems. At the initial stage of the reaction, M-H complex^{83,84} with reducing capacity is formed. The CO_2 is then embedded into the activated Si-H bond to form



Scheme 30 The mechanism of the Rh -based complex catalytic *N*-formylation of amines with CO_2 and Ph_2SiH_2 .⁹³





Scheme 31 The mechanism of the Cu-based complex catalytic *N*-formylation of amines with CO_2 and PhSiH_3 .²⁰

cuprum silyl formate, and finally undergoes a simple addition elimination reaction to produce a formylated product in the presence of an amine.

8 Conclusions and perspectives

In this review, four catalytic systems, including organic, IL and salt, transition metal complex, and solvent catalysis have been reviewed. The biggest advantage of the organic catalytic system is that it can avoid the pollution caused by metals and can be widely applied to various amines, such as NHC, so it can be used as an alternative and relatively green method to promote the reductive functionalization of CO_2 . IL and salt catalytic systems are considered to be outstanding catalytic systems. Firstly, such catalytic systems can promote the reductive formylation of CO_2 by using simple salts. Secondly, the performance of the catalytic system is adjustable, and the efficient catalyst can be designed according to the interaction between anions and cations in the catalyst. Finally, the reductive formylation of CO_2 can be achieved by internal salt structure lecithin, GB, and biological derivative acetylcholine. Sustainable catalysis by natural products and derivatives is a hot research field at present. With these three advantages, this kind of catalytic system has great potential. As for transition metal complex catalytic systems, the use of metals and toxic ligands limits the development of such catalytic systems, leading to organic catalytic systems as an alternative to such catalytic systems. However, it is interesting to note that a two-component catalytic system with IL and metal complex can facilitate reductive formylation of CO_2 at a lower load due to the synergistic effect between the two. It is proved that this kind of catalytic system also has a certain development prospect. As the solvent promoted CO_2 reductive formylation is

the simplest catalytic system, it is of great significance to develop environmentally friendly solvent catalyzed reductive functionalization of CO_2 .

The applications of various catalytic systems are summarized and found that larger space steric hindrance of the substrate showed lower activity, while secondly lean electronic substrate against reaction is due to weak alkaline. In aniline and its derivatives, once the substrates attached to the electron-absorbing group are less active than those attached to the electron-giving group, especially substrates with *para*-nitro-bonded substrates have low or no activity in many catalytic systems. The formylation of primary amine is usually accompanied by the presence of bisformylation. The general mode of action of catalysts follows the base catalysis mode. The main influencing factors of the reaction were emphasized and it was found that low temperature and high pressure could selectively produce formylation products.

Although many excellent catalytic systems have been reported, there are still some deficiencies in these catalytic systems:

(i) For organic catalytic systems, the selectivity for primary amines is low due to the presence of diformylation. In addition, high load and long reaction time are often needed in the catalytic process. It is necessary to design catalytic systems with renewed modes for activation of hydrosilane to break these limits.

(ii) For ILs and salt catalysis systems, the design and preparation of ILs are complex. However, if simple and efficient ILs based on natural products or biological derivatives can be designed, it will be more conducive to the sustainable transformation of CO_2 .



(iii) Leaching of metal species the use of toxic ligands may cause serious environmental issues that should be taken into consideration for transition metal complex catalytic systems. Therefore, catalyst stability and reusability should be considered.

(iv) The extensive use of toxic solvents (*e.g.*, DMF) in catalytic systems will also cause great damage to the environment. It is necessary to develop environmentally friendly solvents to promote the formylation of amines with CO₂.

List of abbreviations

ILs	Ionic liquids
NHCs	N-heterocyclic carbenes
NHC	N-heterocyclic carbene
IPr	1,3-Bis(2,6-diisopropylphenyl)-2,3-dihydro-1 <i>H</i> -imidazole
PMHS	Polymethylhydrosiloxane
TMDS	Tetramethyldisiloxane
aNHC	Abnormal N-heterocyclic carbene
DMA	<i>N,N</i> -Dimethylacetamide
DMF	<i>N,N</i> -Dimethylformamide
THF	Tetrahydrofuran
DMSO	Dimethylsulfoxide
GVL	γ -Valerolactone
LA	Lewis acid
LB	Lewis base
NHP-H	1,3,2-Diazaphospholene
TBD	1,5,7-Triazabicyclo[4.4.0]dec-5-ene
Me-TBD	1-Methyl-1,3,4,6,7,8-hexahydro-2 <i>H</i> -pyrimido[1,2- <i>a</i>]pyrimidine
DMAP	<i>N,N</i> -Dimethylpyridin-4-amine
DABCO	1,4-Diazabicyclo[2.2.2]octane
DBU	1,8-Diazabicyclo[5.4.0]undec-7-en
TMG	<i>N,N,N,N</i> -Tetramethylguanidine
BTMG	2-Butyl-1,1,3,3-tetramethylguanidine
BMIm	1-Butyl-3-methylimidazolium
[BMIm]Cl	1-Butyl-3-methylimidazolium chloride
[BMIm]Br	1-Butyl-3-methylimidazolium bromine
[HMIm]Cl	1-Hexyl-3-methylimidazolium chloride
[BdMIm]Cl	1-Butyl-2,3-dimethylimidazolium chloride
[BMP]Cl	1-Butyl-1-methylpyrrolidinium chloride
TBA	Tetrabutylammonium
TBAF	Tetrabutylammonium fluoride
TBAC	Tetrabutylammonium chloride
TBAB	Tetrabutylammonium bromine
TBAI	Tetrabutylammonium iodide
GB	Glycine betaine
ACH-AA	Acetylcholine-carboxylate
L1	1,2-Bis-(diisopropylphosphino)-benzene
L2	1,2-Bis(diphenylphosphaneyl)benzene
L3	1,2-Bis(dicyclohexylphosphaneyl)benzene
L4 (dppp)	1,3-Bis(diphenylphosphaneyl)propane
L5 (Ph ₃ P)	Triphenylphosphane
L6 (dppm)	Bis(diphenylphosphaneyl)methane
L7 (dppb)	1,2-Bis(diphenylphosphaneyl)benzene
L8 (dppe)	1,2-Bis(diphenylphosphaneyl)ethane
L9 (Cy ₃ P)	Tricyclohexylphosphane

L10	(9,9-Dimethyl-9 <i>H</i> -xanthene-4,5-diyl)
(xantphos)	bis(diphenylphosphane)
L11 (TPPi)	Triphenoxymethane
L12 (dppbt)	1,4-Bis(diphenylphosphaneyl)butane
L13 (PP ₃)	Tris[2-(diphenylphosphino)ethyl]phosphine
L14	2-(Dicyclohexylphosphaneyl)-9-(pyridin-2-yl)-9 <i>H</i> -carbazole
TEMPO	2,2,6,6-Tetramethylpiperidine-1-oxyl
LB-TM	Lewis base-transition metal center
[TBA][OAc]	Tetra- <i>N</i> -butylammonium

Conflicts of interest

The authors declare no competing financial interest.

Acknowledgements

The authors thank the financial support from the National Natural Science Foundation of China (21666008, 21908033, 21576059), Fok Ying-Tong Education Foundation (161030), Guizhou Science & Technology Foundation ([2018]1037), Program of Introducing Talents of Discipline to Universities of China (111 Program, D20023), and Chinese State Scholarship (201906670009).

References

- C. Figueres, C. Le Quéré, A. Mahindra, O. Bâte, G. Whiteman, G. Peters and D. Guan, *Nature*, 2018, **564**, 27–30.
- T. Sakakura, J. C. Choi and H. Yasuda, *Chem. Rev.*, 2007, **107**, 2365–2387.
- H. Li, T. Yang and Z. Fang, *Appl. Catal., B*, 2018, **227**, 79–89.
- J. He, H. Li, A. Riisager and S. Yang, *ChemCatChem*, 2018, **10**, 430–438.
- H. Li, W. Zhao, A. Riisager, S. Saravanamurugan, Z. Wang, Z. Fang and S. Yang, *Green Chem.*, 2017, **19**, 2101–2106.
- H. Li, X. Liu, T. Yang, W. Zhao, S. Saravanamurugan and S. Yang, *ChemSusChem*, 2017, **10**, 1761–1770.
- H. Li, Z. Fang, J. He and S. Yang, *ChemSusChem*, 2017, **10**, 681–686.
- X. Liu, H. Li, H. Pan, H. Zhang, S. Huang, K. Yang, W. Xue and S. Yang, *J. Energy Chem.*, 2016, **25**, 523–530.
- H. Li, Q. Zhang, P. S. Bhadury and S. Yang, *Curr. Org. Chem.*, 2014, **18**, 547–597.
- H. Li, X. He, Q. Zhang, F. Chang, W. Xue, Y. Zhang and S. Yang, *Energy Technol.*, 2013, **1**, 151–156.
- H. Zhang, H. Li, H. Pan, A. Wang, S. Souzanchi, C. Xu and S. Yang, *Appl. Energy*, 2018, **223**, 416–429.
- H. Pan, H. Li, X.-F. Liu, H. Zhang, K.-L. Yang, S. Huang and S. Yang, *Fuel Process. Technol.*, 2016, **150**, 50–57.
- H. Li, Z. Fang and S. Yang, *Chempluschem*, 2016, **81**, 135–142.
- H. Zhang, Q. Zhou, F. Chang, H. Pan, X.-F. Liu, H. Li, D.-Y. Hu and S. Yang, *Ind. Crops Prod.*, 2015, **76**, 768–771.



- 15 F. Chang, M. A. Hanna, D. J. Zhang, H. Li, Q. Zhou, B. A. Song and S. Yang, *Bioresour. Technol.*, 2013, **140**, 435–438.
- 16 C. Das Neves Gomes, O. Jacquet, C. Villiers, P. Thuery, M. Ephritikhine and T. Cantat, *Angew. Chem., Int. Ed.*, 2012, **51**, 187–190.
- 17 L. Schmid, A. Canonica and A. Baiker, *Appl. Catal., A*, 2003, **255**, 23–33.
- 18 S. Kumar and S. L. Jain, *RSC Adv.*, 2014, **4**, 64277–64279.
- 19 Q. Shen, X. Chen, Y. Tan, J. Chen, L. Chen and S. Tan, *ACS Appl. Mater. Interfaces*, 2019, **11**, 38838–38848.
- 20 S. Zhang, Q. Mei, H. Liu, H. Liu, Z. Zhang and B. Han, *RSC Adv.*, 2016, **6**, 32370–32373.
- 21 X. Frogneux, O. Jacquet and T. Cantat, *Catal. Sci. Technol.*, 2014, **4**, 1529–1533.
- 22 B. Yu, Z. Yang, Y. Zhao, L. Hao, H. Zhang, X. Gao, B. Han and Z. Liu, *Chemistry*, 2016, **22**, 1097–1102.
- 23 B. Yu, Y. Zhao, H. Zhang, J. Xu, L. Hao, X. Gao and Z. Liu, *Chem. Commun.*, 2014, **50**, 2330–2333.
- 24 Y. Zhang, T. Zhang and S. Das, *Green Chem.*, 2020, **22**, 1800–1820.
- 25 X.-F. Liu, X.-Y. Li and L.-N. He, *Eur. J. Org. Chem.*, 2019, 2437–2447, DOI: 10.1002/ejoc.201801833.
- 26 R. A. Pramudita and K. Motokura, *Green Chem.*, 2018, **20**, 4834–4843.
- 27 A. Tlili, E. Blondiaux, X. Frogneux and T. Cantat, *Green Chem.*, 2015, **17**, 157–168.
- 28 O. Jacquet, C. Das Neves Gomes, M. Ephritikhine and T. Cantat, *J. Am. Chem. Soc.*, 2012, **134**, 2934–2937.
- 29 N. J. Lawrence, M. D. Drew and S. M. Bushell, *J. Chem. Soc., Perkin Trans. 1*, 1999, 3381–3391, DOI: 10.1039/a903662h.
- 30 P. K. Hota, S. C. Sau and S. K. Mandal, *ACS Catal.*, 2018, **8**, 11999–12003.
- 31 H. Lv, W. Wang and F. Li, *Chem.–Eur. J.*, 2018, **24**, 16588–16594.
- 32 S. N. Riduan, J. Y. Ying and Y. Zhang, *J. Catal.*, 2016, **343**, 46–51.
- 33 S. Das, F. D. Bobbink, S. Bulut, M. Soudani and P. J. Dyson, *Chem. Commun.*, 2016, **52**, 2497–2500.
- 34 S. E. O'Toole, C. A. Rose, S. Gundala, K. Zeitler and S. J. Connon, *J. Org. Chem.*, 2011, **76**, 347–357.
- 35 F. D. Bobbink, S. Das and P. J. Dyson, *Nat. Protoc.*, 2017, **12**, 417–428.
- 36 I. Purushothaman, S. De and P. Parameswaran, *RSC Adv.*, 2014, **4**, 60421–60428.
- 37 C. C. Chong and R. Kinjo, *Angew. Chem., Int. Ed.*, 2015, **54**, 12116–12120.
- 38 G. Li, J. Chen, D.-Y. Zhu, Y. Chen and J.-B. Xia, *Adv. Synth. Catal.*, 2018, **360**, 2364–2369.
- 39 R. Nicholls, S. Kaufhold and B. N. Nguyen, *Catal. Sci. Technol.*, 2014, **4**, 3458–3462.
- 40 R. L. Nicholls, J. A. McManus, C. M. Rayner, J. A. Morales-Serna, A. J. P. White and B. N. Nguyen, *ACS Catal.*, 2018, **8**, 3678–3687.
- 41 J. Peng and Y. Deng, *New J. Chem.*, 2001, **25**, 639–641.
- 42 F. Shi, Y. Deng, T. SiMa, J. Peng, Y. Gu and B. Qiao, *Angew. Chem., Int. Ed.*, 2003, **42**, 3257–3260.
- 43 Z. Zhang, Y. Xie, W. Li, S. Hu, J. Song, T. Jiang and B. Han, *Angew. Chem., Int. Ed.*, 2008, **47**, 1127–1129.
- 44 W. Lu, J. Ma, J. Hu, J. Song, Z. Zhang, G. Yang and B. Han, *Green Chem.*, 2014, **16**, 221–225.
- 45 L. Wu, Q. Liu, I. Fleischer, R. Jackstell and M. Beller, *Nat. Commun.*, 2014, **5**, 3091.
- 46 Y. Zhao, B. Yu, Z. Yang, H. Zhang, L. Hao, X. Gao and Z. Liu, *Angew. Chem., Int. Ed.*, 2014, **53**, 5922–5925.
- 47 P. A. Futreal, C. Cochran, J. Rosenthal, Y. Miki, J. Swenson, M. Hobbs, L. M. Bennett, A. Haugen-Strano, J. Marks, J. C. Barrett, S. V. Tavtiglian, D. Shattuck-Eldens, A. Kamb, M. Skolnick and R. W. Wiseman, *Hum. Mol. Genet.*, 1994, **3**, 1359–1364.
- 48 M. C. Corvo, J. Sardinha, S. C. Menezes, S. Einloft, M. Seferin, J. Dupont, T. Casimiro and E. J. Cabrita, *Angew. Chem., Int. Ed.*, 2013, **52**, 13024–13027.
- 49 A.-L. Girard, N. Simon, M. Zanatta, S. Marmitt, P. Gonçalves and J. Dupont, *Green Chem.*, 2014, **16**, 2815–2825.
- 50 M. Zanatta, A.-L. Girard, N. M. Simon, G. Ebeling, H. K. Stassen, P. R. Livotto, F. P. dos Santos and J. Dupont, *Angew. Chem., Int. Ed.*, 2014, **53**, 12817–12821.
- 51 L. Hao, Y. Zhao, B. Yu, Z. Yang, H. Zhang, B. Han, X. Gao and Z. Liu, *ACS Catal.*, 2015, **5**, 4989–4993.
- 52 M. Hulla, F. D. Bobbink, S. Das and P. J. Dyson, *ChemCatChem*, 2016, **8**, 3338–3342.
- 53 X. F. Liu, R. Ma, C. Qiao, H. Cao and L. N. He, *Chem.–Eur. J.*, 2016, **22**, 16489–16493.
- 54 X. F. Liu, X. Y. Li, C. Qiao, H. C. Fu and L. N. He, *Angew. Chem., Int. Ed.*, 2017, **56**, 7425–7429.
- 55 F. Boissou, K. De Oliveira Vigier, B. Estrine, S. Marinkovic and F. Jérôme, *ACS Sustainable Chem. Eng.*, 2014, **2**, 2683–2689.
- 56 Y. Zhou, S. Hu, X. Ma, S. Liang, T. Jiang and B. Han, *J. Mol. Catal. A: Chem.*, 2008, **284**, 52–57.
- 57 C. Xie, J. Song, H. Wu, B. Zhou, C. Wu and B. Han, *ACS Sustainable Chem. Eng.*, 2017, **5**, 7086–7092.
- 58 M. H. Azizi, N. Rajabzadeh and E. Riahi, *LWT–Food Sci. Technol.*, 2003, **36**, 189–193.
- 59 T. T. L. Nguyen, A. Edelen, B. Neighbors and D. A. Sabatini, *J. Colloid Interface Sci.*, 2010, **348**, 498–504.
- 60 J. Song, B. Zhang, P. Zhang, J. Ma, J. Liu, H. Fan, T. Jiang and B. Han, *Catal. Today*, 2012, **183**, 130–135.
- 61 M. J. Hülsey, H. Yang and N. Yan, *ACS Sustainable Chem. Eng.*, 2018, **6**, 5694–5707.
- 62 B. F. Szuhaj, *J. Am. Oil Chem. Soc.*, 1983, **60**, 306–309.
- 63 Y. Hu, J. Song, C. Xie, H. Wu, Z. Wang, T. Jiang, L. Wu, Y. Wang and B. Han, *ACS Sustainable Chem. Eng.*, 2018, **6**, 11228–11234.
- 64 A. P. Abbott, T. J. Bell, S. Handa and B. Stoddart, *Green Chem.*, 2006, **8**, 784–786.
- 65 Y. Fukaya, Y. Iizuka, K. Sekikawa and H. Ohno, *Green Chem.*, 2007, **9**, 1155–1157.
- 66 A. Zhu, S. Bai, L. Li, M. Wang and J. Wang, *Catal. Lett.*, 2015, **145**, 1089–1093.
- 67 W. Zhao, X. Chi, H. Li, J. He, J. Long, Y. Xu and S. Yang, *Green Chem.*, 2019, **21**, 567–577.



- 68 L. C. Tomé, D. J. S. Patinha, R. Ferreira, H. Garcia, C. Silva Pereira, C. S. R. Freire, L. P. N. Rebelo and I. M. Marrucho, *ChemSusChem*, 2014, **7**, 110–113.
- 69 R. A. Molla, P. Bhanja, K. Ghosh, S. S. Islam, A. Bhaumik and S. M. Islam, *ChemCatChem*, 2017, **9**, 1939–1946.
- 70 A. Gopakumar, I. Akçok, L. Lombardo, F. Le Formal, A. Magrez, K. Sivula and P. J. Dyson, *ChemistrySelect*, 2018, **3**, 10271–10276.
- 71 Z.-J. Mu, X. Ding, Z.-Y. Chen and B.-H. Han, *ACS Appl. Mater. Interfaces*, 2018, **10**, 41350–41358.
- 72 B. Dong, L. Wang, S. Zhao, R. Ge, X. Song, Y. Wang and Y. Gao, *Chem. Commun.*, 2016, **52**, 7082–7085.
- 73 T. Baba, Y. Kawanami, H. Yuasa and S. Yoshida, *Catal. Lett.*, 2003, **91**, 31–34.
- 74 W. Xie, M. Zhao and C. Cui, *Organometallics*, 2013, **32**, 7440–7444.
- 75 M. Zhao, W. Xie and C. Cui, *Chem.–Eur. J.*, 2014, **20**, 9259–9262.
- 76 K. Motokura, M. Naijo, S. Yamaguchi, A. Miyaji and T. Baba, *Chem. Lett.*, 2015, **44**, 1217–1219.
- 77 C. Fang, C. Lu, M. Liu, Y. Zhu, Y. Fu and B.-L. Lin, *ACS Catal.*, 2016, **6**, 7876–7881.
- 78 G. Dijkstra, W. H. Kruizinga and R. M. Kellogg, *J. Org. Chem.*, 1987, **52**, 4230–4234.
- 79 R. N. Salvatore, A. S. Nagle and K. W. Jung, *J. Org. Chem.*, 2002, **67**, 674–683.
- 80 D. Nale and B. Bhanage, *Synlett*, 2016, **27**, 1413–1417.
- 81 T. Kimura, K. Kamata and N. Mizuno, *Angew. Chem., Int. Ed.*, 2012, **51**, 6700–6703.
- 82 M.-Y. Wang, N. Wang, X.-F. Liu, C. Qiao and L.-N. He, *Green Chem.*, 2018, **20**, 1564–1570.
- 83 S. Park, D. Bézier and M. Brookhart, *J. Am. Chem. Soc.*, 2012, **134**, 11404–11407.
- 84 W. Sattler and G. Parkin, *J. Am. Chem. Soc.*, 2012, **134**, 17462–17465.
- 85 K. Motokura, N. Takahashi, D. Kashiwame, S. Yamaguchi, A. Miyaji and T. Baba, *Catal. Sci. Technol.*, 2013, **3**, 2392.
- 86 A. Julián, V. Polo, E. A. Jaseer, F. J. Fernández-Alvarez and L. A. Oro, *ChemCatChem*, 2015, **7**, 3895–3902.
- 87 L. González-Sebastián, M. Flores-Alamo and J. J. García, *Organometallics*, 2013, **32**, 7186–7194.
- 88 H. Li, L. C. Misal Castro, J. Zheng, T. Roisnel, V. Dorcet, J. B. Sortais and C. Darcel, *Angew. Chem., Int. Ed.*, 2013, **52**, 8045–8049.
- 89 Y. Sunada, H. Kawakami, T. Imaoka, Y. Motoyama and H. Nagashima, *Angew. Chem., Int. Ed.*, 2009, **48**, 9511–9514.
- 90 S. Zhou, K. Junge, D. Addis, S. Das and M. Beller, *Angew. Chem., Int. Ed.*, 2009, **48**, 9507–9510.
- 91 J. Pouessel, O. Jacquet and T. Cantat, *ChemCatChem*, 2013, **5**, 3552–3556.
- 92 S. K. U. Riederer, P. Gigler, M. P. Högerl, E. Herdtweck, B. Bechlars, W. A. Herrmann and F. E. Kühn, *Organometallics*, 2010, **29**, 5681–5692.
- 93 T. V. Nguyen, W. J. Yoo and S. Kobayashi, *Angew. Chem., Int. Ed.*, 2015, **54**, 9209–9212.
- 94 Z.-Z. Yang, B. Yu, H. Zhang, Y. Zhao, G. Ji and Z. Liu, *RSC Adv.*, 2015, **5**, 19613–19619.
- 95 X. Li, Y. Xue, P. Lv, H. Lin, F. Du, Y. Hu, J. Shen and H. Duan, *Soft Matter*, 2016, **12**, 1655–1662.
- 96 R. Luo, X. Lin, Y. Chen, W. Zhang, X. Zhou and H. Ji, *ChemSusChem*, 2017, **10**, 1224–1232.
- 97 R. Luo, X. Zhou, S. Chen, Y. Li, L. Zhou and H. Ji, *Green Chem.*, 2014, **16**, 1496–1506.
- 98 R. Luo, X. Zhou, W. Zhang, Z. Liang, J. Jiang and H. Ji, *Green Chem.*, 2014, **16**, 4179–4189.
- 99 Z. Huang, X. Jiang, S. Zhou, P. Yang, C. X. Du and Y. Li, *ChemSusChem*, 2019, **12**, 3054–3059.
- 100 D. H. Aue, H. M. Webb and M. T. Bowers, *J. Am. Chem. Soc.*, 1976, **98**, 318–329.
- 101 C. Reichardt, *Chem. Rev.*, 1994, **94**, 2319–2358.
- 102 H. Lv, Q. Xing, C. Yue, Z. Lei and F. Li, *Chem. Commun.*, 2016, **52**, 6545–6548.
- 103 Y. Gu and F. Jérôme, *Chem. Soc. Rev.*, 2013, **42**, 9550–9570.
- 104 J. Guo, Y. Ping, H. Ejima, K. Alt, M. Meissner, J. J. Richardson, Y. Yan, K. Peter, D. von Elverfeldt, C. E. Hagemeyer and F. Caruso, *Angew. Chem., Int. Ed.*, 2014, **53**, 5546–5551.
- 105 J. Song, B. Zhou, H. Zhou, L. Wu, Q. Meng, Z. Liu and B. Han, *Angew. Chem., Int. Ed.*, 2015, **54**, 9399–9403.
- 106 A. R. C. Morais, M. D. D. J. Matuchaki, J. Andreus and R. Bogel-Lukasik, *Green Chem.*, 2016, **18**, 2985–2994.
- 107 W. Luo, M. Sankar, A. M. Beale, Q. He, C. J. Kiely, P. C. A. Bruijninx and B. M. Weckhuysen, *Nat. Commun.*, 2015, **6**, 6540.
- 108 C. Ortiz-Cervantes, M. Flores-Alamo and J. J. García, *ACS Catal.*, 2015, **5**, 1424–1431.
- 109 J. Song, B. Zhou, H. Liu, C. Xie, Q. Meng, Z. Zhang and B. Han, *Green Chem.*, 2016, **18**, 3956–3961.
- 110 C. Zhang, Y. Lu, R. Zhao, W. Menberu, J. Guo and Z.-X. Wang, *Chem. Commun.*, 2018, **54**, 10870–10873.
- 111 M. Hulla, D. Ortiz, S. Katsyuba, D. Vasilyev and P. J. Dyson, *Chem.–Eur. J.*, 2019, **25**, 11074–11079.
- 112 X.-F. Liu, C. Qiao, X.-Y. Li and L.-N. He, *Green Chem.*, 2017, **19**, 1726–1731.
- 113 Q. Zhou and Y. Li, *J. Am. Chem. Soc.*, 2015, **137**, 10182–10189.
- 114 B. Wang and Z. Cao, *RSC Adv.*, 2013, **3**, 14007.
- 115 M. Hulla, G. Laurenczy and P. J. Dyson, *ACS Catal.*, 2018, **8**, 10619–10630.

