


 Cite this: *RSC Adv.*, 2020, 10, 28501

# Electronic structure and thermoelectric properties of full Heusler compounds $\text{Ca}_2\text{YZ}$ ( $\text{Y} = \text{Au}, \text{Hg}$ ; $\text{Z} = \text{As}, \text{Sb}, \text{Bi}, \text{Sn}$ and $\text{Pb}$ )†

 Yang Hu,<sup>a</sup> Yurong Jin,<sup>ac</sup> Guangbiao Zhang<sup>ab</sup> and Yuli Yan \*<sup>ab</sup>

We investigate the transport properties of bulk  $\text{Ca}_2\text{YZ}$  ( $\text{Y} = \text{Au}, \text{Hg}$ ;  $\text{Z} = \text{As}, \text{Sb}, \text{Bi}, \text{Sn}$  and  $\text{Pb}$ ) by a combination method of first-principles and Boltzmann transport theory. The focus of this article is the systematic study of the thermoelectric properties under the effect of a spin-orbit coupling. The highest dimensionless figure of merit ( $ZT$ ) of  $\text{Ca}_2\text{AuAs}$  at optimum carrier concentration are 1.23 at 700 K. Interestingly enough, for n-type  $\text{Ca}_2\text{HgPb}$ , the maximum  $ZT$  are close to each other from 500 K to 900 K and these values are close to 1, which suggests that semimetallic material can also be used as an excellent candidate for thermoelectric materials. From another viewpoint, at room temperature, the maximum PF for  $\text{Ca}_2\text{YZ}$  are greater than  $3 \text{ mW m}^{-1} \text{ K}^{-2}$ , which is very close to that of  $\sim 3 \text{ mW m}^{-1} \text{ K}^{-2}$  for  $\text{Bi}_2\text{Te}_3$  and  $\sim 4 \text{ mW m}^{-1} \text{ K}^{-2}$  for  $\text{Fe}_2\text{VAL}$ . However, the room temperature theoretical  $\kappa_1$  of  $\text{Ca}_2\text{YZ}$  is only about  $0.85\text{--}1.6 \text{ W m}^{-1} \text{ K}^{-1}$ , which is comparing to  $1.4 \text{ W m}^{-1} \text{ K}^{-1}$  for  $\text{Bi}_2\text{Te}_3$  and remarkably lower than  $28 \text{ W m}^{-1} \text{ K}^{-1}$  for  $\text{Fe}_2\text{VAL}$  at same temperature. So  $\text{Ca}_2\text{YZ}$  should be a new type of promising thermoelectric material at room temperature.

Received 5th June 2020

Accepted 23rd July 2020

DOI: 10.1039/d0ra04984k

[rsc.li/rsc-advances](http://rsc.li/rsc-advances)

## 1. Introduction

Thermoelectric (TE) materials, which can generate electricity from waste heat or be used as solid-state Peltier coolers, are considered for a variety of energy harvesting and thermal management applications.<sup>1–3</sup> The efficiency of TE materials is described by the dimensionless figure of merit  $ZT$ , which is defined as  $ZT = S^2\sigma T/(\kappa_e + \kappa_l)$ , where  $S$  is the Seebeck coefficient,  $\sigma$  is the electrical conductivity ( $S^2\sigma$  also known as the power factor, PF),  $T$  is the absolute temperature, and  $\kappa_e$  and  $\kappa_l$  are the electronic and lattice contributions to the thermal conductivity, respectively. Therefore, high thermoelectric performance requires both a high PF and a low thermal conductivity ( $\kappa = \kappa_e + \kappa_l$ ). There are two ways to improve the  $ZT$  of thermoelectric materials: one way is to enhance the PF, the other one is to suppress the thermal conductivity. Due to the strongly coupled electrical properties among  $S$ ,  $\sigma$ , and  $\kappa_e$ , tuning one of these parameters usually leads to a compensation in the others, resulting in the difficulty for enhancing  $ZT$ .

Heusler compounds have attracted renewed scientific interest because they have been expected to be new candidates

for thermoelectric applications.<sup>4–8</sup> Previous studies have shown that although Heusler compounds have high PF, high  $\kappa_1$  leads to a very low  $ZT$ . For example, the  $S^2\sigma$  of  $\text{Fe}_2\text{VAL}$  is as high as  $4\text{--}6 \text{ mW m}^{-1} \text{ K}^{-2}$  (ref. 9–11) in the temperature range of 300 K to 400 K,<sup>16</sup> the  $S^2\sigma T$  of  $\text{TiIrAs}$ ,  $\text{ZrIrSb}$ , and  $\text{ZrCoSb}$  are more than  $6 \text{ W m}^{-1} \text{ K}^{-1}$  at 800 K,<sup>12</sup> but the higher  $\kappa_1$  seriously restricts the improvement of their  $ZT$  values.<sup>9–13</sup> In recent years, more and more effects have been focused on lowering the  $\kappa_1$  to increase the  $ZT$  value by alloying, doping, and nono-structuring.<sup>13–15</sup> However, these approaches may adversely affect the electronic transport properties. It is extremely expectant to find new thermoelectric materials with both the high PF and intrinsic low thermal conductivity. Excitedly, He *et al.* discovered a new family of FH compounds  $\text{X}_2\text{YZ}$  ( $\text{X} = \text{Ca}, \text{Sr},$  and  $\text{Ba}$ ;  $\text{Y} = \text{Au}$  and  $\text{Hg}$ ;  $\text{Z} = \text{As}, \text{Sb}, \text{Bi}, \text{Sn}$  and  $\text{Pb}$ ) with ultralow  $\kappa_1$  by employing a high-throughput thermodynamic stability screening based on *ab initio* calculations. By comparing the PF of  $\text{X}_2\text{AuBi}$  ( $\text{X} = \text{Ba}$  and  $\text{Sr}$ ) with that of the well-studied thermoelectric compound  $\text{Fe}_2\text{VAL}$ .<sup>17–19</sup> They found that the maximum power factor of  $\text{X}_2\text{AuBi}$  ( $\text{X} = \text{Ba}$  and  $\text{Sr}$ ) is much larger than that of  $\text{Fe}_2\text{YZ}$ .<sup>17</sup> These findings suggest that FH  $\text{X}_2\text{YZ}$  are very promising TE materials. Now we wonder why the author did not compare the PF of  $\text{Ca}_2\text{YZ}$  ( $\text{Y} = \text{Au}$  and  $\text{Hg}$ ;  $\text{Z} = \text{As}, \text{Sb}, \text{Bi}, \text{Sn}$  and  $\text{Pb}$ ) with that of  $\text{Fe}_2\text{VAL}$ .<sup>17</sup> Could it be said that the PF of  $\text{Ca}_2\text{YZ}$  is very low?

Considering that Ca is a earth-abundant, cheap and environmental friendly element, so in this article, we perform a comprehensive study on the electronic structure and the thermoelectric properties of  $\text{Ca}_2\text{YZ}$  ( $\text{Y} = \text{Au}$  and  $\text{Hg}$ ;  $\text{Z} = \text{As}, \text{Sb}, \text{Bi}, \text{Sn}$  and  $\text{Pb}$ ) by a combination of first-principles calculations and the

<sup>a</sup>Institute for Computational Materials Science, School of Physics and Electronics, Henan University, Kaifeng 475004, China. E-mail: yanyl@henu.edu.cn

<sup>b</sup>International Joint Research Laboratory of New Energy Materials and Devices of Henan Province, China

<sup>c</sup>Chongqing Institute of Engineering, Chongqing 402360, China

† Electronic supplementary information (ESI) available. See DOI: 10.1039/d0ra04984k



semiclassical Boltzmann theory. We compared the calculated PFS of  $\text{Ca}_2\text{YZ}$  with that of  $\text{Bi}_2\text{Te}_3$  (ref. 20) and  $\text{Fe}_2\text{VAL}$ .<sup>9–11</sup> The most significant thing is that at room temperature, the maximum value of PFS for  $\text{Ca}_2\text{YZ}$  is  $\text{PF} \geq 3 \text{ mW m}^{-1} \text{ K}^{-2}$ , which is similar to that of  $\sim 3 \text{ mW m}^{-1} \text{ K}^{-2}$  for  $\text{Bi}_2\text{Te}_3$  (ref. 20) and  $\sim 4 \text{ mW m}^{-1} \text{ K}^{-2}$  for  $\text{Fe}_2\text{VAL}$ .<sup>9–11</sup> And at room temperature, the theoretical  $\kappa_1$  of  $\text{Ca}_2\text{YZ}$  is estimated to be about  $0.85\text{--}1.6 \text{ W m}^{-1} \text{ K}^{-1}$ .<sup>17</sup> At the same temperature, the value is comparable to those of known thermoelectric materials *i.e.*,  $1.4 \text{ W m}^{-1} \text{ K}^{-1}$  for  $\text{Bi}_2\text{Te}_3$  (ref. 21) and  $28 \text{ W m}^{-1} \text{ K}^{-1}$  for  $\text{Fe}_2\text{VAL}$ <sup>16</sup> at 300 K. So  $\text{Ca}_2\text{YZ}$  should be a new promising material for thermoelectric applications.

## II. Computational detail

The crystal structures of  $\text{X}_2\text{YZ}$  were fully relaxed using the Vienna *Ab initio* Simulation Package (VASP).<sup>22</sup> The pseudopotential based on the projector-augmented-wave (PAW) method was used to describe the interaction between ionic cores and valence electrons, which is very accurate and efficient.<sup>23–25</sup> The generalized-gradient approximation (GGA), as parameterized by Perdew, Burke, and Ernzerhof,<sup>26</sup> was used to describe the exchange–correlation interaction of electron. The cut-off energy of plane-wave basis sets is set at 500 eV, and the energy convergence criterion was chosen to be  $10^{-6}$  eV. The Brillouin zone was sampled by the Monkhorst–Pack special  $k$ -point scheme with  $14 \times 14 \times 14$  grid meshes for  $\text{Ca}_2\text{YZ}$ . All atoms are relaxed until the residual forces on each of them is smaller than  $0.02 \text{ eV \AA}^{-1}$ .

The electronic structures of  $\text{Ca}_2\text{YZ}$  were calculated by the full potential-linearized augmented plane wave (FP-LAPW) methods<sup>27</sup> based on the density functional theory (DFT),<sup>28,29</sup> as implemented in the WIEN2k code.<sup>30–32</sup> The muffin-tin radii (RMT) were chosen 2.5 a.u. for all atoms. The calculations were performed with an energy cut-off such that  $R_{\text{MT}} \times K_{\text{max}} = 7$  and a  $k$  sampling with  $14 \times 14 \times 14$  Monkhorst–Pack mesh. Further increase in the cut-off value and the  $k$ -points number, the eigenvalues showed no significant change. The self-consistent cycles were stopped when the total energy difference between the cycles was less than 0.0001 eV. Since these compounds contains heavy atoms and so the scalar relativistic effect and spin–orbit coupling (SOC) effect

are taken into account in the computations. Tran and Blaha-modified Becke–Johnson potential (TB-mBJ)<sup>33,34</sup> with Perdew–Burke–Ernzerhof generalized-gradient approximation (PBEGGA)<sup>35</sup> are used to obtain a more accurate value of the band gap.

The electrical transport coefficients are derived from the DFT electronic structure by using the Boltzmann theory within the constant scattering time approximation,<sup>36–38</sup> as implemented in the BoltzTrap code.<sup>39</sup> This approximation, which is commonly applied for metals and degenerately doped semiconductors,<sup>40</sup> is based on the assumption that the scattering time determining the electrical conductivity does not vary strongly with energy on the scale of  $kT$ . It does not involve any assumption about the possibly strong doping and temperature dependence of  $\tau$ . This method has been wildly used to calculate the transport coefficients of thermoelectric materials.<sup>38,41,42</sup>

## III. Results and discussion

### A. Crystal structure

The main focus of this study is a new family of intermetallic compounds with ten valence electrons  $\text{Ca}_2\text{YZ}$  ( $Y = \text{Au}$  and  $\text{Hg}$ ;  $Z = \text{As}$ ,  $\text{Sb}$ ,  $\text{Bi}$ ,  $\text{Sn}$  and  $\text{Pb}$ ), which was discovered through high-throughput *ab initio* screening.<sup>17</sup> Most these compounds crystallize in the FH structure,<sup>17</sup> which is a cubic lattice with space group  $Fm\bar{3}m$  (no. 225). The Ca atom occupies the Wyckoff position  $8c$  ( $1/4, 1/4, 1/4$ ), Y and the Z atoms are located at  $4a$  ( $0, 0, 0$ ) and  $4b$  ( $1/2, 1/2, 1/2$ ), respectively. The FH structure can also be understood as the interpenetration of YZ face-centered-cubic (FCC) and  $\text{X}_2$  simple cubic (SC) sublattices, as shown in Fig. 1. The conventional cell contains 16 atoms with eight equivalent calcium atoms. The Heusler structure exhibits high symmetry and large isotropy, indicating the same transport properties along the three principal axes of the crystal, so we calculated transport coefficient by averaging over three principal crystal axes.

### B. Electronic structure

To calculate electrical transport properties, an accurate electronic structure is required. The electronic structures of these

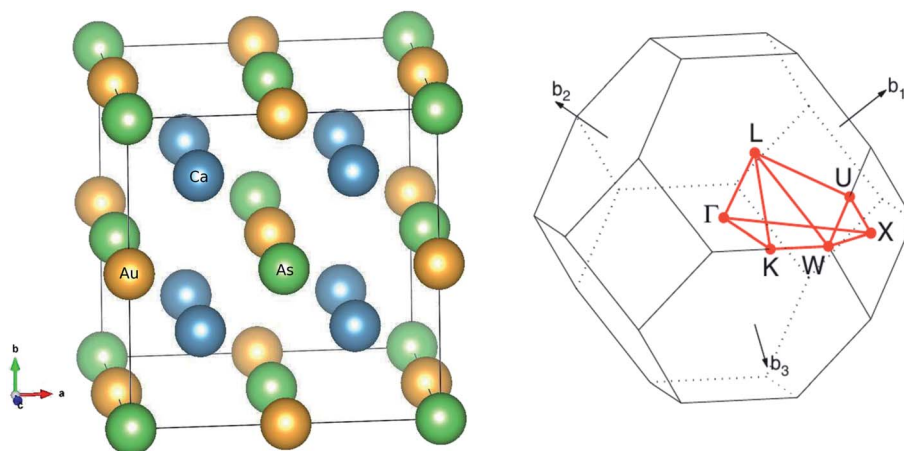


Fig. 1 The optimized crystal structure of  $\text{Ca}_2\text{YZ}$  ( $Y = \text{Au}$ ,  $\text{Hg}$ ;  $Z = \text{As}$ ,  $\text{Sb}$ ,  $\text{Bi}$ ,  $\text{Sn}$  and  $\text{Pb}$ ) in space group  $Fm\bar{3}m$  and Brillouin zone.



FH compounds are calculated with FP-LAPW, TB-mBJ exchange potential, and spin-orbit coupling (SOC). Fig. 2 shows the calculated band structures of  $\text{Ca}_2\text{YZ}$  ( $Y = \text{Au}$  and  $\text{Hg}$ ;  $Z = \text{Sn}$ ,  $\text{Pb}$ ,  $\text{As}$ ,  $\text{Sb}$ , and  $\text{Bi}$ ). The band gaps of these compounds are 0.389, 0.313, 0.160, 0.00 and 0.00 eV for  $\text{Ca}_2\text{AuAs}$ ,  $\text{Ca}_2\text{AuSb}$ ,  $\text{Ca}_2\text{AuBi}$ ,  $\text{Ca}_2\text{HgSn}$  and  $\text{Ca}_2\text{HgPb}$ , respectively. Of particular note is that  $\text{Ca}_2\text{HgSn}$  have metallic characteristic with very small cross band between the bottom of the conduction band and the top of the valence band. An overlap between hole and electron pockets gives rise to a semimetallic character for  $\text{Ca}_2\text{HgPb}$ . All these band gaps are quite different from previous study,<sup>17</sup> which is due to the different exchange-correction functionals and the contribution of SOC. We also note that both the valence band maximum (VBM) and conduction band minimum (CBM) of  $\text{Ca}_2\text{AuAs}$ ,  $\text{Ca}_2\text{AuSb}$ , and  $\text{Ca}_2\text{AuBi}$  are located at the  $L$  point, which has orbital degeneracy is 1. Considering the symmetry of the Brillouin zone, so the valley degenerate is 4. Interestingly enough, the VBM of  $\text{Ca}_2\text{HgSn}$  and  $\text{Ca}_2\text{HgPb}$  are also located at the  $L$  point and is flat along  $L-\Gamma$  direction, which possesses band degeneracy of  $N_v = 4$ , and CBM of  $\text{Ca}_2\text{HgSn}$  and  $\text{Ca}_2\text{HgPb}$  are located along  $\Gamma-L$  ( $A$ ) line, which possesses band degeneracy of  $N_c = 8$ . A larger band degeneracy is favorable for large PF. In order to confirm the results, we calculated the isoenergy surface for a Fermi level 0.12 eV below the valence band maximum and above the conduction band minimum and shown in Fig. 3. As is clearly shown in Fig. 3, for  $\text{Ca}_2\text{AuZ}$  ( $Z = \text{As}$ ,  $\text{Sb}$  and  $\text{Bi}$ ), the doped carrier arise from holes or electrons are located in small pockets centered at  $L$ , and associated with four fold degenerate valleys.

While for n-type  $\text{Ca}_2\text{HgZ}$  ( $Z = \text{Sn}$  and  $\text{Pb}$ ), eight triangular cones along  $\Gamma-L$  connected by bottom angles exhibiting metallic behavior have a high degeneracy with 8. For p-type  $\text{Ca}_2\text{HgZ}$  ( $Z = \text{Sn}$  and  $\text{Pb}$ ), the center of the irregular isoenergetic surface exhibiting semiconductor behaviors is located at  $L$  point with larger pockets, which yields a four fold degenerate valence band edge. The number results are in good agreement with those obtained from band structures. We further show the total density of states (TDOS) and partial density of states (PDOS) of these compounds in Fig. 4. The TDOSs show that the conduction band of the these five compounds rises from the band edge much more rapidly than that of the valence band, which suggests that the absolute value of the Seebeck coefficient for electron doping should be significantly greater than that of hole doping. The top of valence band rises faster for  $\text{Ca}_2\text{HgZ}$  ( $Z = \text{Sn}$  and  $\text{Pb}$ ) than the other three compounds, which means the Seebeck coefficient for hole doping for  $\text{Ca}_2\text{HgZ}$  ( $Z = \text{Sn}$  and  $\text{Pb}$ ) is larger than that of the other three compounds. In fact, there are many factors affecting the Seebeck coefficient, such as the band gap, temperature, and carrier concentration. The analysis of PDOS further reveals the top of valence band is formed mainly by the  $Y$   $s$  and  $Z$   $p$  orbitals and the conduction band is composed of the  $\text{Ca}$   $d$  and  $Y$   $p$  orbitals. The two most electro-positive atoms  $\text{Ca}$  donate their four  $5s$  electrons to the electronegative  $Y$  and  $Z$  atoms. The  $s$  states of the  $Z$  atom are extremely localized and far below the Fermi level, so it does not have contributions. These results can provide guidance for

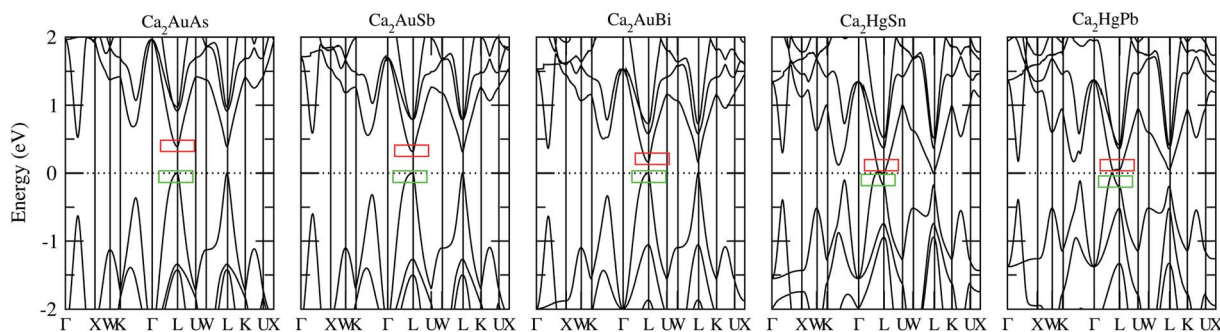


Fig. 2 Calculated band structure of  $\text{Ca}_2\text{AuAs}$ ,  $\text{Ca}_2\text{AuSb}$ ,  $\text{Ca}_2\text{AuBi}$ ,  $\text{Ca}_2\text{HgSn}$  and  $\text{Ca}_2\text{HgPb}$ . The Fermi level is at 0 eV. Top of the valence band is set to zero on the energy scale; the red and green squares labeled in the band structure denote the carrier valleys for hole and electronic transport, respectively.

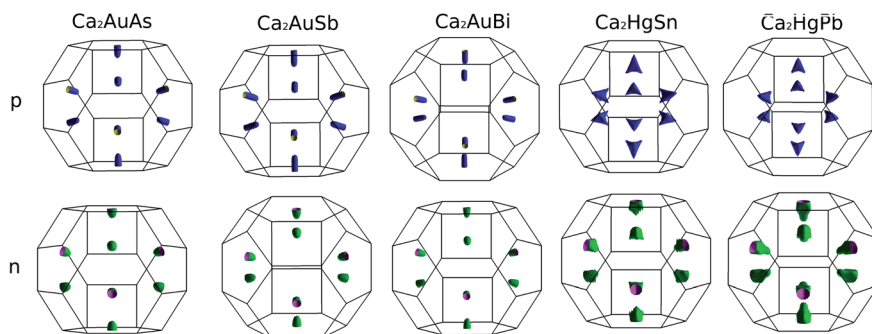


Fig. 3 Fermi surface for a Fermi level 0.12 eV below the valence band maximum and above the conduction band minimum.



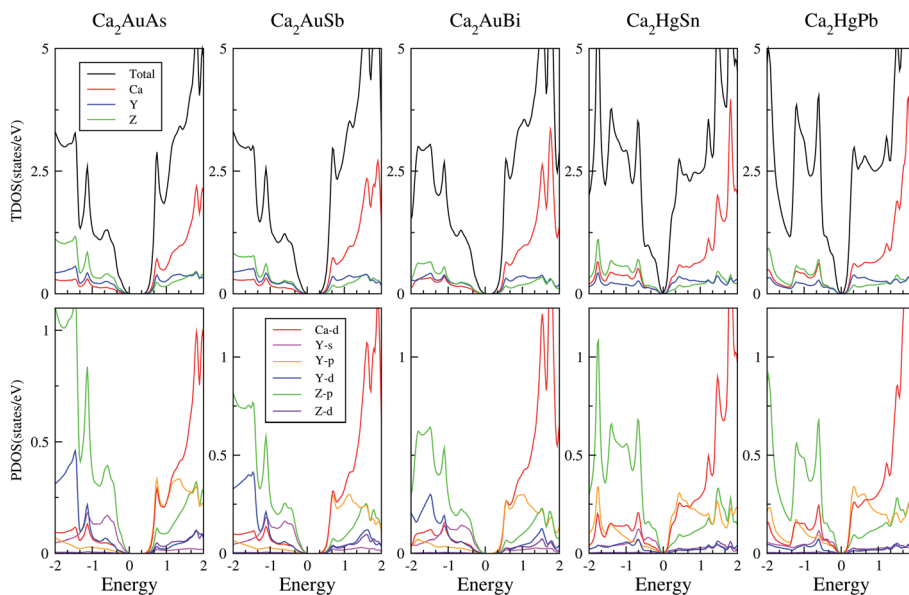


Fig. 4 Calculated total, X-total DOS, Y-total and Z-total of  $\text{Ca}_2\text{YZ}$ ; the projected DOS of  $\text{Ca}_2\text{YZ}$ . The Fermi level is at 0 eV.

further investigating the doping effect on  $\text{Ca}_2\text{YZ}$  with the appropriate atoms.

In order to have a deeper understanding of the electronic structure of  $\text{Ca}_2\text{YZ}$ , we provide more detailed study in the following aspects. Firstly, we researched the differences in electronegativity between elements (as shown in Table 1). We can see that a large electronegativity difference between Ca and the Y/Z cite elements. It is expected, therefore, there is considerable charge transfer from the electropositive element Ca to the electronegativity Au(Hg) and As(Sb/Bi), indicating  $\text{Ca}_2\text{YZ}$  are incline to be ionic compounds. However, the difference between Au and As(Sb/Bi) or Hg and Sn(Pb) is much smaller. So the type of chemical bond between Y and Z should be a polar covalent bond.

To further understand the mechanisms, we used Bader charge analysis<sup>43</sup> to monitor changes in the charges on each atom of  $\text{Ca}_2\text{YZ}$  compounds. As shown in Table 1, Ca apparently loses the charge, while both Y and Z gain electron, and the difference in charge obtained from X atom is not hug between the Y atom and Z atom: from 0.354 for  $\text{Ca}_2\text{AuBi}$  to 0.765 for  $\text{Ca}_2\text{HgSn}$ , which is consistent with the above analysis of electronegativity.

### C. Electrical transport properties

Based on the calculated electronic structures, the electrical transport properties of  $\text{Ca}_2\text{YZ}$  (Y = Au and Hg; Z = As, Sb, Bi, Sn, Pb)

and Pb) are evaluated by using the semiclassical Boltzmann transport theory and the rigid-band model. The calculated results show that the absolute value and variation trend for the transport coefficient along the three main directions are almost identical, which is in accordance with the above discussion of crystal symmetry. Thus, in this paper, we only study the electrical transport properties along the  $x$  direction.

Fig. 5 ( $a_1$ – $e_1$ ) show the calculated  $S$  as a function of carrier concentration at different temperature (300, 500, 700, and 900 K). We find that the  $S$  for  $\text{Ca}_2\text{AuZ}$  (Z = As, Sb and Bi) is larger than that of  $\text{Ca}_2\text{HgZ}$  (Z = Sn and Pb), which is mainly due to the metallicity of the latter, as we mentioned in the band structure analysis. It is worth mentioning that all the compounds have the maximal value of the absolute  $S$  greater than  $200 \mu\text{V K}^{-1}$  except for that of  $\text{Ca}_2\text{HgSn}$ . In further analysis, we found  $S$  decreases with the increasing of carrier concentration when at 300 K and 500 K, but increases at first and then decreases with the increasing of carrier concentration at 700 K and 900 K. It is worth noting that, the variation trend of  $S$  with temperature and carrier concentration for  $\text{Ca}_2\text{HgZ}$  (Z = Sn and Pb) in the whole temperature range under study is quite similar with that of  $\text{Ca}_2\text{AuZ}$  (Z = As, Sb and Bi) at 700 K and 900 K, which will be explained in the following. For a semiconductor with carriers including hole and electron, known as bipolar effect, the effective Seebeck coefficient ( $S_E$ ) is defined as:<sup>44</sup>

Table 1 The electronegativity of the elements (Pauling) ( $|\chi|$ ) and charge accumulation ( $Q > 0$ ) and depletion ( $Q < 0$ ) of the atoms in FH compounds  $\text{Ca}_2\text{YZ}$  (Y = Hg and Au; Z = As, Sb, Bi, Sn, and Pb) based Bader charge analysis

Comp.	$ \chi_x $	$ \chi_y $	$ \chi_z $	$ \chi_{xy} $	$ \chi_{xz} $	$ \chi_{yz} $	$ \chi_{x,yz} $	$Q_x$	$Q_y$	$Q_z$
$\text{Ca}_2\text{AuAs}$	1.00	2.54	2.18	1.54	1.18	0.36	1.9067	1.404	−1.122	−1.687
$\text{Ca}_2\text{AuSb}$	1.00	2.54	2.05	1.54	1.05	0.49	1.863	1.385	−1.123	−1.645
$\text{Ca}_2\text{AuBi}$	1.00	2.54	2.02	1.54	1.02	0.52	1.8533	1.363	−1.185	−1.539
$\text{Ca}_2\text{HgSn}$	1.00	2.00	1.96	1.00	0.96	0.04	1.6533	1.300	−0.917	−1.682
$\text{Ca}_2\text{HgPb}$	1.00	2.00	1.87	1.00	0.87	0.13	1.6233	1.306	−0.972	−1.637



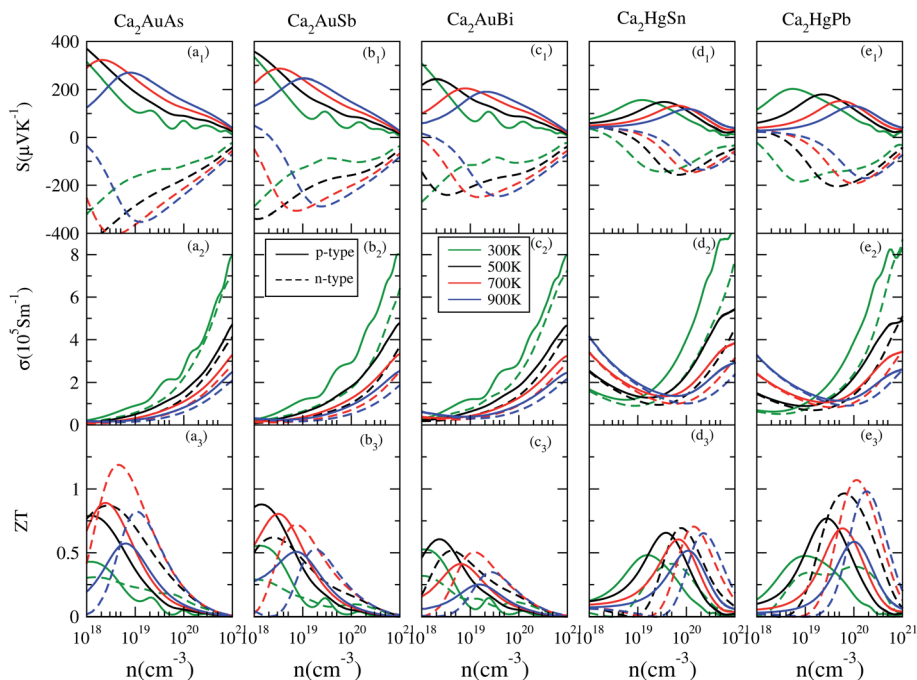


Fig. 5 Transport coefficients of  $\text{Ca}_2\text{AuAs}$  (a1–a3),  $\text{Ca}_2\text{AuSb}$  (b1–b3),  $\text{Ca}_2\text{AuBi}$  (c1–c3),  $\text{Ca}_2\text{HgSn}$  (d1–d3) and  $\text{Ca}_2\text{HgPb}$  (e1–e3) as a function of carrier concentration from  $10^{18}$  to  $10^{21}$   $\text{cm}^{-3}$  at 300 K, 500 K, 700 K and 900 K.

$$S_E = \frac{S_e \sigma_e + S_h \sigma_h}{\sigma_e + \sigma_h}, \quad (1)$$

where  $\sigma_h$  ( $\sigma_e$ ) is the electrical conductivity of hole (electron), and  $S_h$  ( $S_e$ ) is the Seebeck coefficient of hole (electron). At lower carrier concentration and higher temperatures, bipolar effect caused by thermal activation has a relatively large influence on the  $S$ . The bipolar effect is becoming more and more serious with the decreasing of band gap, which leads to the decreases gradually of  $S$ , as shown in Fig. 5 (a<sub>1</sub>) to (e<sub>1</sub>).

Interestingly, the absolute value of the  $S$  for p-type and n-type  $\text{Ca}_2\text{HgPb}$  are larger than that of  $\text{Ca}_2\text{HgSn}$ , which is mainly due to the larger degeneracy in the second and third conduction bands at the  $L$ -point for  $\text{Ca}_2\text{HgPb}$  than for  $\text{Ca}_2\text{HgSn}$ . Hence, it is very important to optimize carrier concentration, engineer band gap, and align band edge to achieve the largest  $S$ .

Here, we discuss  $S$  from a different view, taking  $\text{Ca}_2\text{AuAs}$  as an example. As Fig. 5 (a<sub>1</sub>) shows that at the same temperature, the maximum of  $|S|$  (absolute value of Seebeck coefficient) for n-type doping is greater than that of p-type, which can be explained as follows: the  $S$  of metals or degenerate semiconductors (parabolic band, energy-independent scattering approximation) is defined as:<sup>45</sup>

$$S = \frac{8\pi^2 k_B^2}{3eh^2} m_{\text{DOS}}^* T \left(\frac{\pi}{3n}\right)^{\frac{2}{3}}, \quad (2)$$

where  $n$  is the carrier concentration,  $k_B$  is the Boltzmann constant,  $h$  is the Planck constant,  $m_{\text{DOS}}^*$  is the density-of-states effective mass, which is defined as  $N_v^{2/3} (m_{b(x)} m_{b(y)} m_{b(z)})^{1/3}$ . For an isotropic material with a same band masses of  $m_b$  ( $m_{b(x)} = m_{b(y)} = m_{b(z)} = m_b$ ) along three principle directions,

$m_{\text{DOS}}^* = N_v^{2/3} m_b$ , where  $N_v$  is the band degeneracy of an energy band near the Fermi level. The above equation implies that  $S$  increases with the increasing of the slope of  $m_{\text{DOS}}^*$  under certain conditions of temperature and carrier concentration. In general,  $m_{\text{DOS}}^*$  is positively correlated to the steepness of the Fermi–Dirac distribution near the Fermi energy. And Fig. 4 just tells us that the steepness of the total DOS of the valence band near the Fermi energy level is larger than that of the conduction band, which could be another reason that the maximum  $|S|$  of electron doping is greater than that of hole doping.

In this section, we discuss the carrier concentration and temperature dependence of the electrical conductivity ( $\sigma$ ). It is impossible to obtain  $\sigma$  solely using the electronic structure information since the relaxation time  $\tau$  is unknown. To solve this question, we use the method of Ong and coworkers<sup>46</sup> to eliminate the effects of  $\tau$ . By comparing the experimental  $\sigma$  with our calculated  $\sigma/\tau$  values at the same temperature and carrier concentration, we can obtain  $\tau$ . However, there is little experimental research on  $\text{Ca}_2\text{YZ}$  ( $Y = \text{Au, Hg}$ ;  $Z = \text{As, Sb, Bi, Sn}$  and  $\text{Pb}$ ), we are having to replace them with  $\text{Fe}_2\text{VAL}$ .<sup>47</sup> In ref. 47, the electrical resistivity to the experimental value of 0.65 mΩ cm for  $\text{Fe}_2\text{VAL}_{1-x}\text{M}_x$  ( $M = \text{Si, Ge}$ ) systems at doping  $x = 0.03$  and 300 K, which combined with the calculated  $\sigma/\tau$  yields  $\tau = 3.62 \times 10^{-15}$  s for  $\text{Fe}_2\text{V}_{1-x}\text{Al}_x$  at 300 K. Near the temperature, the experimental data for this sample and others follow an approximate electron–phonon temperature dependence  $\sigma \propto \frac{1}{T}$ . On the other hand, we take into account the impact of doping on electric–phonon form. This yields  $\tau = 8.73 \times 10^{-6} T^{-1} n^{-1/3}$ . We then estimate  $\sigma$  as  $\frac{\sigma}{\tau} \times \tau$ . Fig. 5 (a<sub>2</sub>–e<sub>2</sub>) show the relationship between the  $\sigma$  and the carrier concentration. At higher carrier



concentration, regardless of n-type or p-type doping, electrical conductivities increase with increasing carrier concentration, which is in agreement with electrical conductivity proportional to the carrier concentration. These figures also shows that at the same doping concentration, the conductivity decreases with the increasing of temperature, which is due to the carrier mobility decreasing with the increase of temperature. However, at low carrier concentration, the electrical conductivities of  $\text{Ca}_2\text{HgZ}$  ( $Z = \text{Sn}$  and  $\text{Pb}$ ) increase with the increasing of temperature and the decreasing of carrier concentration, which may be due to the influence of minority carrier. It is worth noting that for the same carrier concentration and temperature, the electrical conductivities of  $\text{Ca}_2\text{HgZ}$  ( $Z = \text{Sn}$  and  $\text{Pb}$ ) are generally larger than that of  $\text{Ca}_2\text{AuZ}$  ( $Z = \text{As}$ ,  $\text{Sb}$  and  $\text{Bi}$ ). This is a result of the semimetallic properties of  $\text{Ca}_2\text{HgZ}$  ( $Z = \text{Sn}$  and  $\text{Pb}$ ). Therefore, it is possible for semimetal materials to be good thermoelectric materials. It should be noted that we have calculated the electron transport properties by the method used in this paper, and the results show that good agreement is obtained between calculated and experimental values, which proves the reliability of our calculation.

We also calculated the PF of these materials. Results show that the maximum PFs at an optimal carrier concentration are more than  $3 \text{ mW m}^{-1} \text{ K}^{-2}$ , which is very close to that of  $\sim 3 \text{ mW m}^{-1} \text{ K}^{-2}$  for  $\text{Bi}_2\text{Te}_3$  (ref. 20) and  $\sim 4 \text{ mW m}^{-1} \text{ K}^{-2}$  for  $\text{Fe}_2\text{VAL}$ .<sup>9–11</sup> On the other hand, the theoretical  $\kappa_1$  of  $\text{Ca}_2\text{YZ}$  ( $Y = \text{Au}$  and  $\text{Hg}$ ;  $Z = \text{As}$ ,  $\text{Sb}$ ,  $\text{Bi}$ ,  $\text{Sn}$  and  $\text{Pb}$ ) is estimated to be about  $0.85\text{--}1.6 \text{ W m}^{-1} \text{ K}^{-1}$  (ref. 17) at 300 K. The value is comparable to those of known thermoelectric materials *i.e.*,  $1.4 \text{ W m}^{-1} \text{ K}^{-1}$  for  $\text{Bi}_2\text{Te}_3$  (ref. 21) and  $28 \text{ W m}^{-1} \text{ K}^{-1}$  for  $\text{Fe}_2\text{VAL}$ <sup>16</sup> at the same temperature. So  $\text{Ca}_2\text{YZ}$  should be a very promising material for thermoelectric applications.

#### D. Thermal conductivity

A valid theoretical approach to compute the thermal conductivity in thermoelectrics is of tremendous importance in material optimization for efficient thermoelectric refrigeration and power generation. As mentioned above, thermal conductivity in materials comes from two sources: (1) phonons travelling by the vibrating lattice ( $\kappa_1$ ); (2) electrons and holes transporting heat ( $\kappa_e$ ):

$$\kappa = \kappa_1 + \kappa_e. \quad (3)$$

We adopt  $\kappa_1$  of  $\text{Ca}_2\text{YZ}$  ( $Y = \text{Au}$  and  $\text{Hg}$ ;  $Z = \text{As}$ ,  $\text{Sb}$ ,  $\text{Bi}$ ,  $\text{Sn}$  and  $\text{Pb}$ ) from ref. 17. The electronic thermal conductivity  $\kappa_e$  is calculated through the Wiedemann–Franz law:<sup>48</sup>

$$\kappa_e = L\sigma T = ne\mu LT \quad (4)$$

where  $L$  is the Lorenz constant.<sup>30</sup> The value of the Lorentz constant is approximately  $\sim 2.45 \times 10^{-8} \text{ V}^{-2} \text{ K}^{-2}$  for metals or a degenerate semiconductor, and  $1.5 \times 10^{-8} \text{ V}^{-2} \text{ K}^{-2}$  for non-degenerate semiconductor.<sup>49</sup> We take the value of the Lorentz constant as  $1.5 \times 10^{-8} \text{ V}^{-2} \text{ K}^{-2}$  for  $\text{Ca}_2\text{AuZ}$  ( $Z = \text{As}$ ,  $\text{Sb}$  and  $\text{Bi}$ )<sup>50</sup> because of their semiconductor properties, and  $2.45 \times 10^{-8} \text{ V}^{-2} \text{ K}^{-2}$  for  $\text{Ca}_2\text{HgZ}$  ( $Z = \text{Sn}$  and  $\text{Pb}$ ) because of their metal properties.

#### E. Optimized ZT value

With all of the transport coefficients available, we calculated the  $ZT$  values of  $\text{Ca}_2\text{YZ}$  for different carrier-concentration at 300, 500, 700, and 900 K and shown in Fig. 5 ( $a_3\text{--}e_3$ ). From these figures, we can see that the optimal  $ZT$  values of n-type  $\text{Ca}_2\text{YZ}$  are larger than that of p-type except 300 K, although the electrical conductivities of p-type  $\text{Ca}_2\text{YZ}$  are larger than that of n-type. The optimal carrier concentration for  $\text{Ca}_2\text{HgZ}$  ( $Z = \text{Sn}$  and  $\text{Pb}$ ) are larger than that of  $\text{Ca}_2\text{AuZ}$  ( $Z = \text{As}$ ,  $\text{Sb}$  and  $\text{Bi}$ ). We also found that the magnitude of the optimal  $ZT$  values reduces firstly and increases afterward with the decrease of the energy gap. Very interestingly, the optimal  $ZT$  value for n-type  $\text{Ca}_2\text{HgPb}$  is much larger than that of  $\text{Ca}_2\text{HgSn}$ , which is mainly due to the absolute value of the Seebeck coefficient for n-type  $\text{Ca}_2\text{HgPb}$  are larger than that of  $\text{Ca}_2\text{HgSn}$ . It is noteworthy that the optimal  $ZT$  value for n-type  $\text{Ca}_2\text{HgPb}$  is comparable with those of  $\text{Ca}_2\text{AuAs}$ . And the values of maximum  $ZT$ s are close to each other at different temperatures and carrier concentrations, which provides ideal conditions for the application of  $\text{Ca}_2\text{HgPb}$  in the thermoelectric material field. It's remarkable that the maximum  $ZT$  value of  $\text{Ca}_2\text{AuAs}$  and  $\text{Ca}_2\text{HgPb}$  at optimum carrier concentration are 1.23 and 1.1 respectively at 700 K.

## IV. Conclusion

In summary, we studied a new class of thermo-dynamically stable FH compound with excellent thermoelectric properties using the first principles calculations and semi-classical Boltzmann theory. Our calculation results show that the band gap decreases with the decreasing of the average electronegativity. The analysis of the band structure shows that  $\text{Ca}_2\text{AuZ}$  ( $Z = \text{As}$ ,  $\text{Sb}$  and  $\text{Bi}$ ) exhibit semiconductor properties, however,  $\text{Ca}_2\text{HgSn}$  and  $\text{Ca}_2\text{HgPb}$  exhibit metallic and semimetallic characteristic, respectively. The thermally activated behavior has been clearly observed for  $\text{Ca}_2\text{HgSn}$  and  $\text{Ca}_2\text{HgPb}$  at low carrier concentration, pointing out the existence of a pseudogap at around the Fermi level, which has been confirmed by the analysis of the TDOS. It is worth noting that for the same carrier concentration and temperature, the electrical conductivities of  $\text{Ca}_2\text{HgZ}$  ( $Z = \text{Sn}$  and  $\text{Pb}$ ) are generally larger than that of  $\text{Ca}_2\text{AuZ}$  ( $Z = \text{As}$ ,  $\text{Sb}$  and  $\text{Bi}$ ), which then lead to the close proximity of the thermoelectric conversion efficiency for n-type  $\text{Ca}_2\text{HgPb}$  and  $\text{Ca}_2\text{AuAs}$ . What's interesting is, for  $\text{Ca}_2\text{HgPb}$ , the maximum  $ZT$  and the corresponding optimal n-type doping concentration are close to each other from 500 K to 900 K, which suggests that semimetallic material can also be used as an excellent candidate for thermoelectric materials. It is noteworthy that the maximum  $ZT$  value of  $\text{Ca}_2\text{AuAs}$  and  $\text{Ca}_2\text{HgPb}$  at optimum carrier concentration are 1.23 and 1.1 respectively at 700 K. On the other hand, at room temperature, the maximum value of PFS for  $\text{Ca}_2\text{YZ}$  are greater than  $3 \text{ mW m}^{-1} \text{ K}^{-2}$ , which is equivalent to  $\sim 3 \text{ mW m}^{-1} \text{ K}^{-2}$  for  $\text{Bi}_2\text{Te}_3$  and  $\sim 4 \text{ mW m}^{-1} \text{ K}^{-2}$  for  $\text{Fe}_2\text{VAL}$ . And at room temperature, the theoretical  $\kappa_1$  of  $\text{Ca}_2\text{YZ}$  is only about  $0.85\text{--}1.6 \text{ W m}^{-1} \text{ K}^{-1}$ , which is comparable to those of known thermoelectric materials *i.e.*,  $1.4 \text{ W m}^{-1} \text{ K}^{-1}$  for  $\text{Bi}_2\text{Te}_3$  and  $28 \text{ W m}^{-1} \text{ K}^{-1}$  for  $\text{Fe}_2\text{VAL}$  at 300 K. As a conclusion, it is reasonable to believe that



Ca<sub>2</sub>YZ (Y = Au and Hg; Z = As, Sb, Bi, Sn and Pb) should be a very promising thermoelectric material.

## Author contributions

Yuli Yan carried out the calculations and is responsible for organizing the manuscript. Yang Hu and Yurong Jin contributed equally to this work. All authors participated in the discussion.

## Conflicts of interest

There are no conflicts of interest to declare.

## Acknowledgements

This research was sponsored by the Henan Province Scientific and Technological Cooperation Project (No. 182106000023); the National Natural Science Foundation of China (No. 11674083).

## References

- J. D. Lei, D. Zhang, W. D. Guan, Z. Ma, Z. X. Cheng, C. Wang and Y. X. Wang, Enhancement of Thermoelectric Figure of Merit by the Insertion of Multi-Walled Carbon Nanotubes in MgAgSb, *Appl. Phys. Lett.*, 2018, **113**, 083901.
- J. F. Yang, J. Y. Li, C. Zhang, Z. Z. Feng, B. B. Shi, W. Y. Zhai, Y. L. Yan and Y. X. Wang, Excellent thermoelectric performance of BaMgSi driven by low lattice thermal conductivity: a promising thermoelectric material, *J. Alloys Compd.*, 2020, **827**, 154342.
- Z. Z. Feng, X. L. Zhang, Y. X. Wang, J. H. Zhang, T. T. Jia, B. Q. Cao and Y. S. Zhang, Thermoelectric optimization of AgBiSe<sub>2</sub> by defect engineering for room-temperature applications, *Phys. Rev. B*, 2019, **99**, 155203.
- Z. Z. Feng, Y. H. Fu, Y. S. Zhang and D. J. Sing, Characterization of rattling in relation to thermal conductivity: ordered half-Heusler semiconductor, *Phys. Rev. B*, 2020, **101**, 064301.
- S. Sk, P. Devi, S. Singh and S. K. Pandey, Exploring the best scenario for understanding the high temperature thermoelectric behaviour of Fe(2)VAI, *Mater. Res. Express*, 2019, **6**, 026302.
- N. V. Du, J. U. Rahman, E. J. Meang, C. H. Lim, W. H. Shin, W. S. Seo, *et al.*, Synthesis and thermoelectric properties of Ti-substituted (Hf<sub>0.5</sub>Zr<sub>0.5</sub>)<sub>(1-x)</sub>Ti<sub>x</sub>NiSn<sub>0.998</sub>Sb<sub>0.002</sub> half-Heusler compounds, *J. Alloys Compd.*, 2019, **773**, 1141.
- Y. Huang, H. Nagai, K. Hayashi and Y. Miyazaki, Preparation and thermoelectric properties of pseudogap intermetallic (Ti<sub>1-x</sub>V<sub>x</sub>) NiSi solid solutions, *J. Alloys Compd.*, 2019, **771**, 111.
- M. J. Arahamneh, A. A. Mousa and J. M. Khalifeh, First principles study of the structural, electronic, magnetic and thermoelectric properties of Zr<sub>2</sub>RhAl, *Phys. B*, 2019, **552**, 227.
- E. J. Skoug, C. Zhou, Y. Pei and D. T. Morelli, High thermoelectric power factor near room temperature in full-Heusler alloys, *J. Electron. Mater.*, 2009, **38**, 1221.
- C. S. Lue, C. F. Chen, J. Y. Lin and Y. K. Kuo, Thermoelectric properties of quaternary Heusler alloys Fe<sub>2</sub>VAL<sub>1-x</sub>Si<sub>x</sub>, *Phys. Rev. B: Condens. Matter Mater. Phys.*, 2007, **75**, 064204.
- M. Mikami, M. Inukai, H. Miyazaki and Y. Nishino, Thermoelectric Properties of Heusler-Type Fe<sub>2</sub>VAL Sintered Alloys, *J. Electron. Mater.*, 2016, **45**, 1284.
- K. Berland, N. Shulumba, O. Hellman, C. Persson and O. Martin Lrvik, Thermoelectric transport trends in group 4 half-Heusler alloys, *J. Appl. Phys.*, 2019, **126**, 145102.
- H. Zhu, J. Mao, Y. Li, J. Sun, Y. Wang, Q. Zhu, G. Li, Q. Song, J. Zhou, Y. Fu, R. He, T. Tong, Z. Liu, W. Ren, L. You, Z. Wang, J. Luo, A. Sotnikov, J. Bao, K. Nielsch, G. Chen, D. J. Singh and Z. F. Ren, *Nat. Commun.*, 2019, **10**, 270.
- H. Tarkhanyan Roland and G. Niarchos Dimitris, Effect of hierarchically distributed nano-to microscale skutterudite inclusions on the lattice thermal conductivity of TiNiSn-based half-Heusler alloys, *J. Alloys Compd.*, 2018, **732**, 928.
- A. Karati, V. S. Hariharan, S. Ghosh, A. Prasad, M. Nagini, K. Guruvidyathri, R. Chandra Mallik, R. Shabadi, L. Bichler, B. S. Murty and U. V. Varadaraju, Thermoelectric properties of half-Heusler high-entropy Ti<sub>2</sub>NiCoSn<sub>1-x</sub>Sb<sub>1+x</sub> (x = 0.5, 1) alloys with VEC18, *Scr. Mater.*, 2020, **186**, 375.
- Y. Nishino, S. Deguchi and U. Mizutani, Thermal and transport properties of the Heusler-type Fe<sub>2</sub>VAL<sub>1-x</sub>Ge<sub>x</sub> (0 ≤ x ≤ 0.20) alloys: effect of doping on lattice thermal conductivity, electrical resistivity, and Seebeck coefficient, *Phys. Rev. B: Condens. Matter Mater. Phys.*, 2006, **74**, 115115.
- J. He, M. Amsler, Y. Xia, S. S. Naghavi, V. I. Hegde, S. Hao, *et al.*, Ultralow thermal conductivity in full Heusler semiconductors, *Phys. Rev. Lett.*, 2016, **117**, 046602.
- D. I. Bilc, G. Hautier, D. Waroquiers, G. M. Rignanese and P. Ghosez, Low-dimensional transport and large thermoelectric power factors in bulk semiconductors by band engineering of highly directional electronic states, *Phys. Rev. Lett.*, 2015, **114**, 136601.
- Y. Terazawa, M. Mikami, T. Itoh and T. Takeuchi, Effects of heavy element substitution on electronic structure and lattice thermal conductivity of Fe<sub>2</sub>VAL thermoelectric material, *J. Electron. Mater.*, 2012, **41**, 1348.
- L. Cheng, H. J. Liu, J. Zhang, J. Wei, J. H. Ling, J. Shi, *et al.*, Effects of van der Waals interactions and quasiparticle corrections on the electronic and transport properties of Bi<sub>2</sub>Te<sub>3</sub>, *Phys. Rev. B: Condens. Matter Mater. Phys.*, 2014, **90**, 085118.
- B. Qiu and X. Ruan, Molecular dynamics simulations of lattice thermal conductivity of bismuth telluride using two-body interatomic potentials, *Phys. Rev. B: Condens. Matter Mater. Phys.*, 2009, **80**, 165203.
- G. Kresse and J. Hafner, Norm-conserving and ultrasoft pseudopotentials for first-row and transition elements, *J. Phys.: Condens. Matter*, 1994, **6**, 8245.
- P. E. Böchl, Projector augmented-wave method, *Phys. Rev. B: Condens. Matter Mater. Phys.*, 1994, **50**, 17953.
- H. B. Yin, C. Liu, G. P. Zheng, Y. X. Wang and F. Z. Ren, Ab initio simulation studies on the room-temperature



- ferroelectricity in two-dimensional-phase GeS, *Appl. Phys. Lett.*, 2019, **114**, 192903.
- 25 B. Wang, X. W. Zhang, Y. H. Zhang, S. J. Yuan, Y. L. Guo, S. Dong and J. L. Wang, Prediction of a two-dimensional high- $T_c$  f-electron ferromagnetic semiconductor, *Mater. Horiz.*, 2020, **7**, 1623.
- 26 D. M. Ceperley and B. Alder, Ground state of the electron gas by a stochastic method, *Phys. Rev. Lett.*, 1980, **45**, 566.
- 27 D. J. Singh and W. E. Pickett, Skutterudite antimonides: quasilinear bands and unusual transport, *Phys. Rev. B: Condens. Matter Mater. Phys.*, 1994, **50**, 11235.
- 28 V. Marinca and R. D. Ene, Analytical approximate solutions to the Thomas-Fermi equation, *Cent. Eur. J. Phys.*, 2014, **12**, 503.
- 29 E. Z. Fermi, Statistical method to determine some properties of atoms, *Z. Phys.*, 1927, **48**, 73.
- 30 P. Blaha, K. Schwarz, G. Madsen, D. Kvasnicka and J. Luitz, *An augmented plane wave local orbitals program for calculating crystal properties*, 2001.
- 31 P. Hohenberg and W. Kohn, Inhomogeneous electron gas, *Phys. Rev.*, 1964, **136**, B864.
- 32 D. Koelling and B. Harmon, A technique for relativistic spin-polarised calculations, *J. Phys. C: Solid State Phys.*, 1977, **10**, 3107.
- 33 F. Tran and P. Blaha, Accurate band gaps of semiconductors and insulators with a semilocal exchange-correlation potential, *Phys. Rev. Lett.*, 2009, **102**, 226401.
- 34 E. Engel and S. H. Vosko, Exact exchange-only potentials and the virial relation as microscopic criteria for generalized gradient approximations, *Phys. Rev. B: Condens. Matter Mater. Phys.*, 1993, **47**, 13164.
- 35 J. P. Perdew, K. Burke and M. Ernzerhof, Generalized Gradient Approximation Made Simple, *Phys. Rev. Lett.*, 1996, **77**, 3865.
- 36 J. M. Ziman, *Electrons and phonons: the theory of transport phenomena in solids*, Oxford University Press, 1960.
- 37 W. Jone and N. H. March, *Theoretical Solid State Physics*, Courier Dover, New York, 1973.
- 38 M. J. Alrahamneh, A. A. Mous and J. M. Khalifeh, First principles study of the structural, electronic, magnetic and thermoelectric properties of  $Zr_2RhAl$ , *Phys. B*, 2019, **552**, 227.
- 39 G. K. H. Madsen and D. J. Singh, BoltzTraP. A code for calculating band-structure dependent quantities, *Comput. Phys. Commun.*, 2006, **175**, 67.
- 40 Y. L. Yan, G. B. Zhang, C. Wang, C. X. Peng, P. H. Zhang, Y. X. Wang, *et al.*, Optimizing the Dopant and Carrier Concentration of  $Ca_5Al_2Sb_6$  for High Thermoelectric Efficiency, *Sci. Rep.*, 2016, **6**, 29550.
- 41 C. Y. WuL, S. H. R. Gong and S. F. Zhou, Influence of internal displacement on band structure, phase transition, and thermoelectric properties of bismuth, *J. Mater. Sci.*, 2019, **54**, 6347.
- 42 B. Ul Haq, S. AlFaify and A. Laref, Design and characterization of novel polymorphs of single-layered tin-sulfide for direction-dependent thermoelectric applications using first-principles approaches, *Phys. Chem. Chem. Phys.*, 2019, **21**, 4624–4632.
- 43 G. Henkelamn, A. Arnaldsson and H. Jonsson, A fast and robust algorithm for Bader decomposition of charge density, *Comput. Mater. Sci.*, 2006, **36**, 354–360.
- 44 M. Chen, A quick thermoelectric technique for typing HgCdTe at liquid nitrogen temperature, *J. Appl. Phys.*, 1992, **71**, 3636.
- 45 N. Wang, H. Li, Y. Ba, Y. Wang, C. Wan, K. Fujinami, *et al.*, Effects of YSZ Additions on Thermoelectric Properties of Nb-Doped Strontium Titanate, *J. Electron. Mater.*, 2010, **39**, 1777.
- 46 K. P. Ong, D. J. Singh and P. Wu, Analysis of the thermoelectric properties of n-type ZnO, *Phys. Rev. B: Condens. Matter Mater. Phys.*, 2011, **83**, 115110.
- 47 M. Vasundhara, V. Srinivas and V. V. Rao, Electronic transport in Heusler-type  $Fe_2Val_{(1-x)}M_x$  alloys (M = B, In, Si), *Phys. Rev. B: Condens. Matter Mater. Phys.*, 2008, **77**, 224415.
- 48 G. J. Snyder and E. S. Toberer, Complex thermoelectric materials, *Nat. Mater.*, 2008, **7**, 105.
- 49 J. K. Lee, S. D. Park, B. S. Kim, M. W. Oh, S. H. Cho, *et al.*, Control of thermoelectric properties through the addition of Ag in the  $Bi_{0.5}Sb_{1.5}Te_3$  Alloy, *Electron. Mater. Lett.*, 2010, **6**, 201.
- 50 X. J. Tan, W. Liu, H. J. Liu, J. Shi, X. F. Tang and C. Uher, Multiscale calculations of thermoelectric properties of n-type  $Mg_2Si_{(1-x)}Sn_x$  solid solutions, *Phys. Rev. B: Condens. Matter Mater. Phys.*, 2012, **85**, 1992.

