


 Cite this: *RSC Adv.*, 2020, **10**, 24994

Received 11th May 2020

Accepted 4th June 2020

DOI: 10.1039/d0ra04208k

[rsc.li/rsc-advances](http://rsc.li/rsc-advances)

# Two decades of the synthesis of mono- and bis-aminomercapto[1,2,4]triazoles

 Sayed M. Riyadh<sup>ab</sup> and Sobhi M. Gomha<sup>id</sup>\*<sup>bc</sup>

4-Amino-5-mercapto[1,2,4]triazole and its 3-substituted derivatives have proven to be of biological interest and provide access to a new class of biologically active heterocyclic compounds for biomedical applications. This study will be helpful for scientific researchers interested in the chemistry of bifunctional versatile compounds as it provides a collection of all the methods for the preparation of 3-substituted-4-amino-5-mercapto[1,2,4]triazoles with aliphatic, aromatic, and heterocyclic moieties during the period from 2000 to mid-2020.

## 1. Introduction

[1,2,4]Triazoles and their fused heterocyclic derivatives have occupied a unique position as novel biologically active agents with remarkably diverse pharmacological properties such as antimicrobial, antifungal, anticancer, anticonvulsant, antiviral, anti-inflammatory, anti-HIV, and anti-mycobacterial activities.<sup>1–8</sup> A large number of ring systems containing [1,2,4]triazoles have been incorporated into a wide variety of therapeutically interesting drug candidates such as fluconazole, ravuconazole, itraconazole, voriconazole, posaconazole, vorozole, letrozole, ribavirin, triazolam, alprazolam, etizolam, furacylin, hexaconazole, triadimefon, myclobutanil, rizatriptan, propiconazole, and flutrimazole (Chart 1).<sup>9</sup> Moreover, the synthesis of bis-heterocyclic compounds containing triazole rings has attracted attention due to the diverse applications of these compounds in numerous pharmacological and biological fields.<sup>10–13</sup>

Bis-[4-amino-5-mercapto[1,2,4]triazoles] (**1**) and 3-substituted-4-amino-5-mercapto[1,2,4] triazoles (**2–4**) (Chart 2) contain both amino and mercapto groups as ready-made nucleophilic centers for the synthesis of condensed heterocyclic rings. The introduction of these groups in different nuclei enhances their biological activities. Accordingly, the objective of the present review is to highlight the synthetic methods used to obtain 3-substituted-4-amino-5-mercapto[1,2,4]triazoles and bis-[4-amino-5-mercapto[1,2,4]triazoles] from 2000 until mid-2020.

## 2. Synthetic routes using thiocarbohydrazide as the precursor

### 2.1. Reactions with carboxylic acids

3-Substituted-4-amino-5-mercapto[1,2,4]triazoles **2–4** were prepared from the treatment of thiocarbohydrazide (**5**) with carboxylic acids (Scheme 1) (Table 1).

A series of dicarboxylic acids such as tartaric, malic,<sup>41–43</sup> succinic,<sup>44</sup> glutaric,<sup>45</sup> and others<sup>46</sup> were treated with thiocarbohydrazide (**5**) to afford the respective series of bis-(4-amino-5-mercapto[1,2,4]triazoles) **8**, **9** (Scheme 2).

Similarly, a condensation reaction between 5-(3-formyl-4-methoxybenzyl)-2-methoxybenzoic acid (**10**) and thiocarbohydrazide (**5**) at the melt temperature afforded bis[4-methoxy-3-[4-amino-5-sulfanyl-4*H*-1,2,4-triazol-3-yl]phenyl]methane (**11**) (Scheme 3).<sup>47</sup>

### 2.2. Reactions with esters

In addition, Demirbas *et al.*<sup>48</sup> reported the treatment of ethyl(3-alkyl-4-amino-5-oxo-4,5-dihydro-1*H*-1,2,4-triazol-1-yl) acetates (**12**) with thiocarbohydrazide (**5**), which furnished 5-alkyl-4-amino-2-[(4-amino-5-mercapto-4*H*-1,2,4-triazol-3-yl)methyl]-2,4-dihydro-3*H*-1,2,4-triazol-3-ones (**13**) (Scheme 4).

Moreover, refluxing thiocarbohydrazide (**5**) with diethyl terephthalate **14** using magnetic iron oxide (Fe<sub>3</sub>O<sub>4</sub>) nanoparticles as an eco-friendly catalyst yielded the respective 3,3'-(1,4-phenylene)bis(4-amino-1*H*-1,2,4-triazole-5(4*H*)-thione) (**15**) (Scheme 5).<sup>49</sup>

### 2.3. Reactions with lactones

4-Amino-3-(3-hydroxypropyl)-5-mercapto[1,2,4]triazole (**17**) was prepared *via* the treatment of thiocarbohydrazide (**5**) with lactone **16**, as reported by Zhang *et al.*<sup>50</sup> [Scheme 6].

The synthetic routes for the preparation of 4-amino-3-(D-galactopentitol-1-yl)-5-mercapto[1,2,4]triazole (**21**),<sup>51</sup> 4-

<sup>a</sup>Department of Chemistry, Faculty of Science, Taibah University, Al-Madinah Al-Munawarah, 30002, Saudi Arabia

<sup>b</sup>Department of Chemistry, Faculty of Science, Cairo University, Giza, 12613, Egypt. E-mail: s.m.gomha@gmail.com

<sup>c</sup>Department of Chemistry, Faculty of Science, Islamic University in Al-Madinah Al-Munawarah, 42351, Saudi Arabia



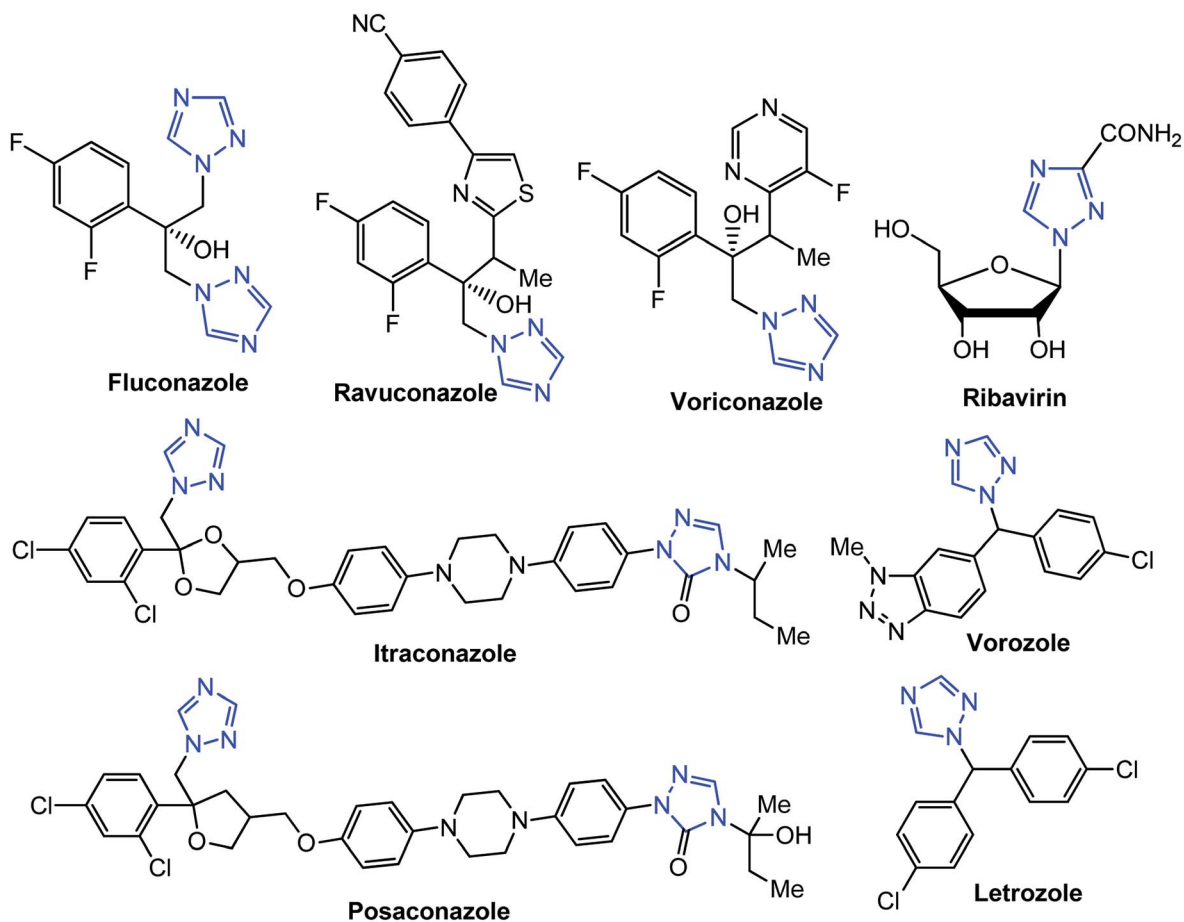


Chart 1 Examples of [1,2,4]triazole bearing drugs.

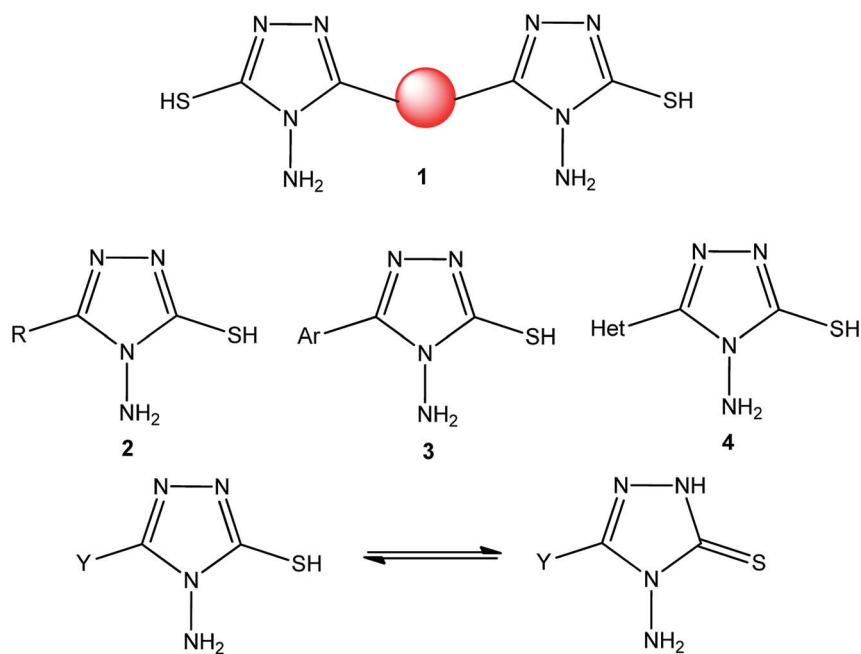
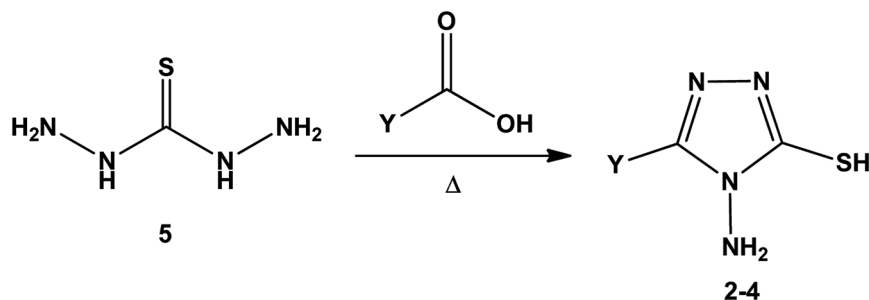


Chart 2 Structures of bis-[4-amino-5-mercapto[1,2,4]triazoles] (1) and 3-substituted-4-amino-5-mercapto[1,2,4]triazoles (2–4).





Scheme 1 Synthesis of triazoles 2–4.

Table 1 Derivatives of 3-substituted-4-amino-5-mercapto[1,2,4]triazoles

Y	Ref.
H, -CH <sub>3</sub> , -C <sub>2</sub> H <sub>5</sub>	14
-CH <sub>3</sub>	15 and 16
-CH <sub>3</sub> , -CF <sub>3</sub>	17
H, -C <sub>2</sub> H <sub>5</sub> , ,	18
	19
-CH <sub>3</sub> , -CF <sub>3</sub> , -C <sub>2</sub> H <sub>5</sub> , , , ,	20
Substituted phenyl	21–23
Ar-CH <sub>2</sub> -CH <sub>2</sub> - & cyclohexyl-CH <sub>2</sub> -CH <sub>2</sub> -	24
Ar-O-CH <sub>2</sub> - & Ar-NH-CH <sub>2</sub> - & Ar-S-CH <sub>2</sub> - & Ar-SO <sub>2</sub> NH-CH <sub>2</sub> - & Ar-CONH-CH <sub>2</sub> - & Ar-CH(CH <sub>3</sub> )- & triazole-CH <sub>2</sub> -	25
	26
	26
	26 and 27



Table 1 (Contd.)

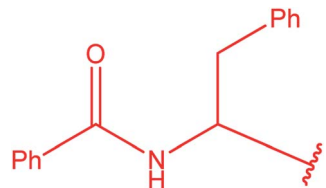
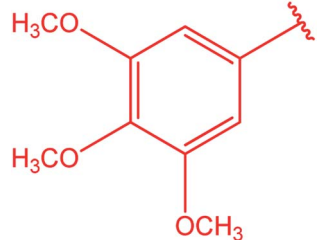
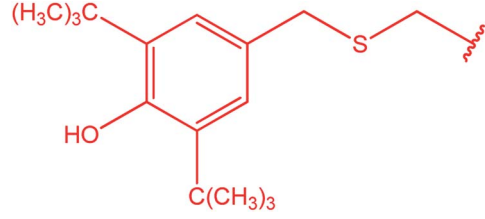
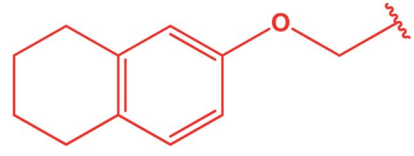
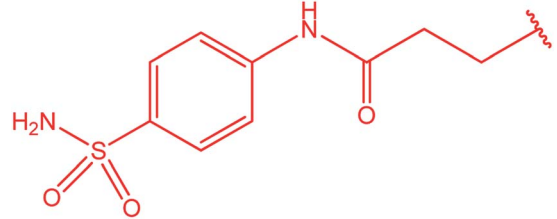
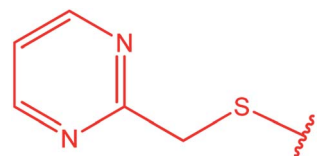
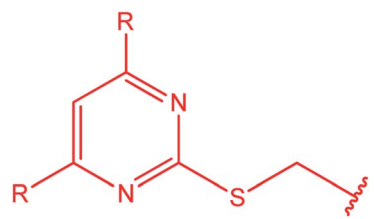
Y	Ref.
	28
	29
	30
	31
	32
	33
	34



Table 1 (Contd.)

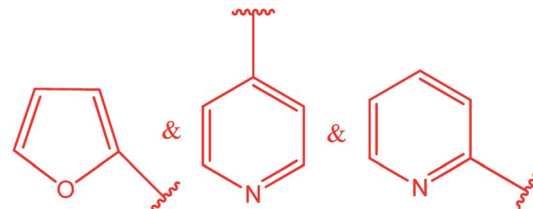
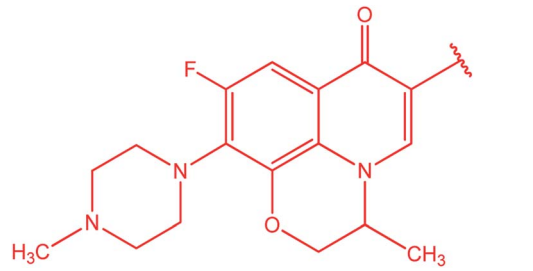
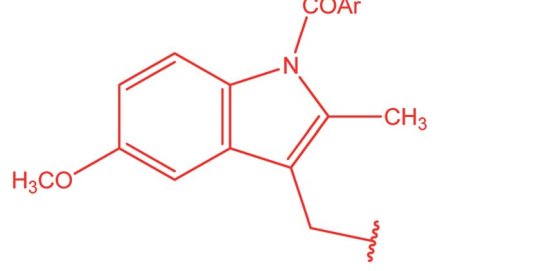
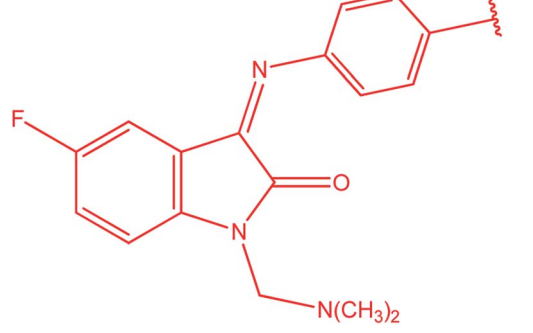
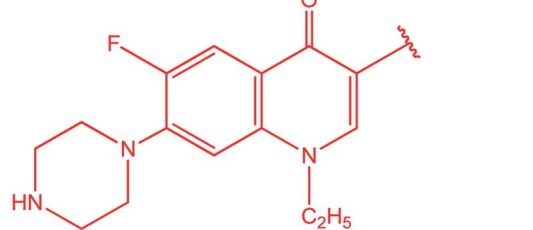
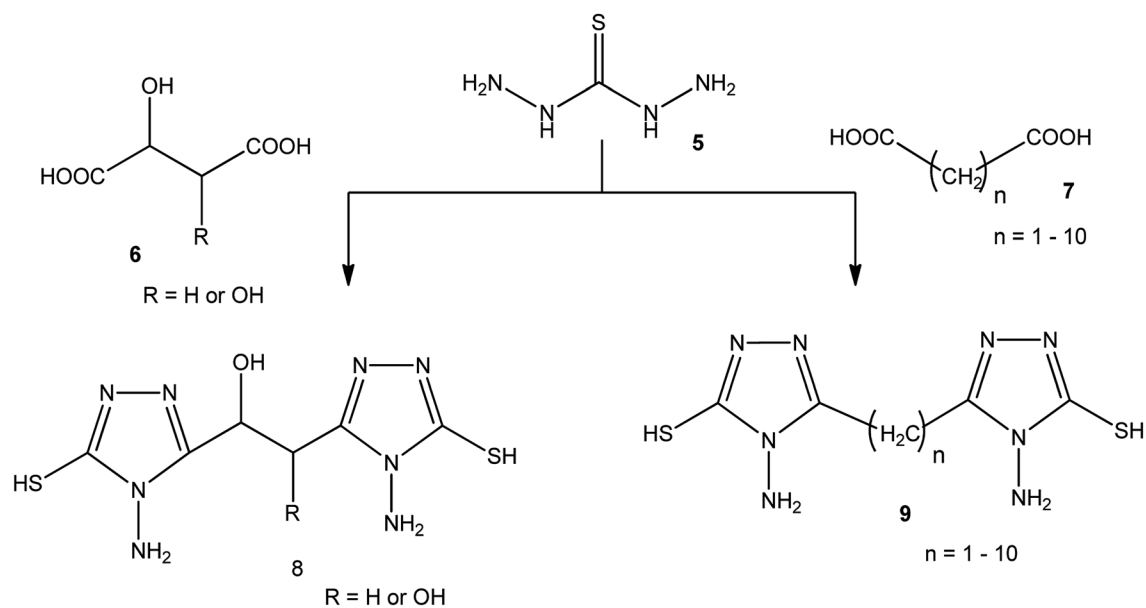
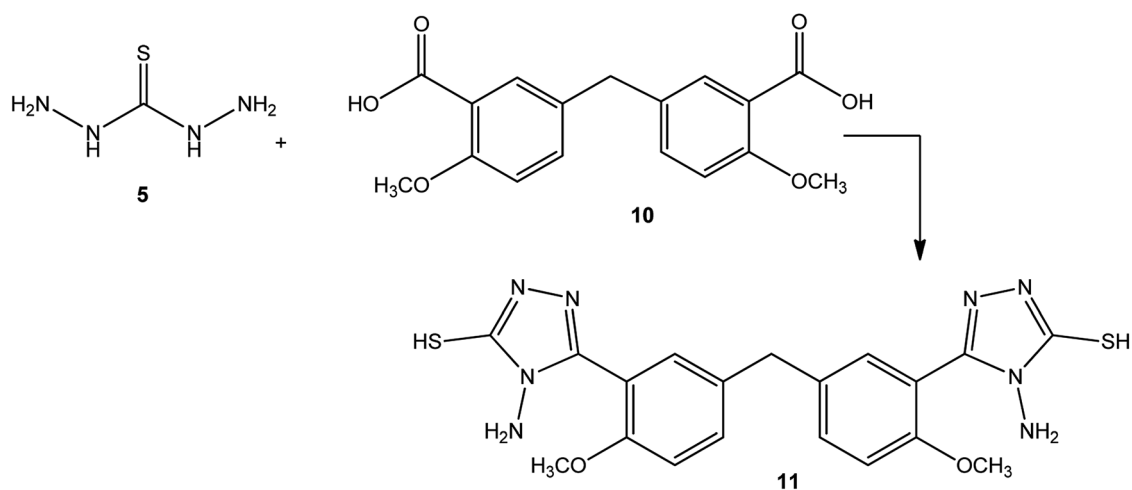
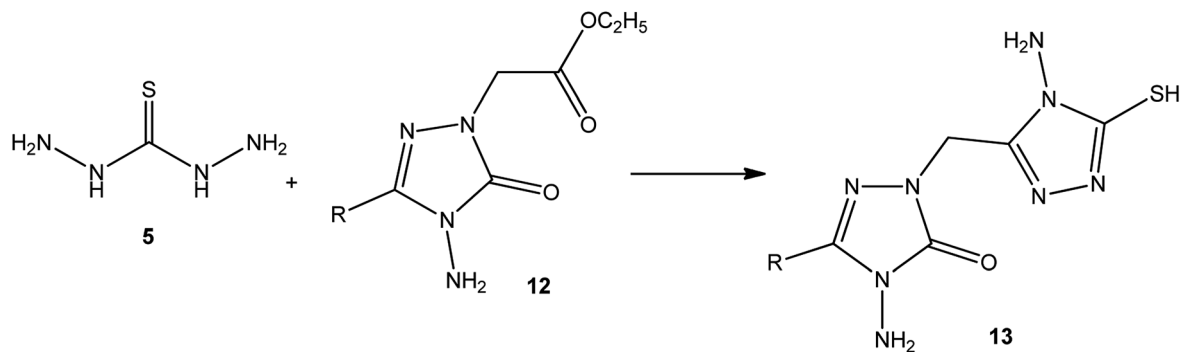
Y	Ref.
	35
	36
	37
	38
	39



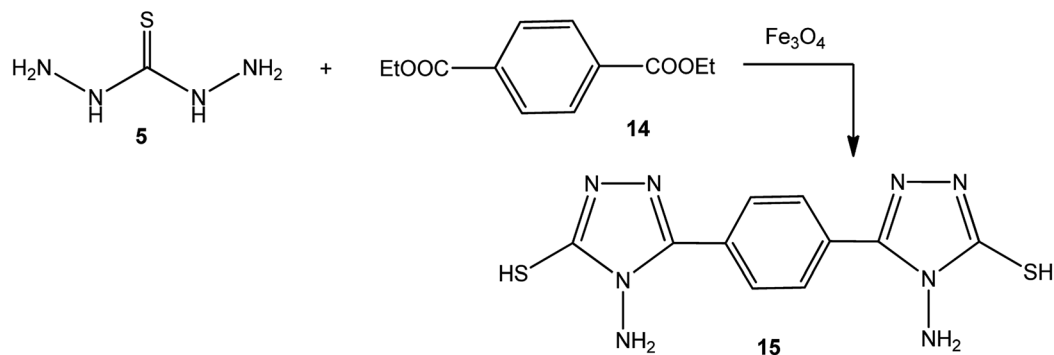
Table 1 (Contd.)

Y	Ref.
	40
	9

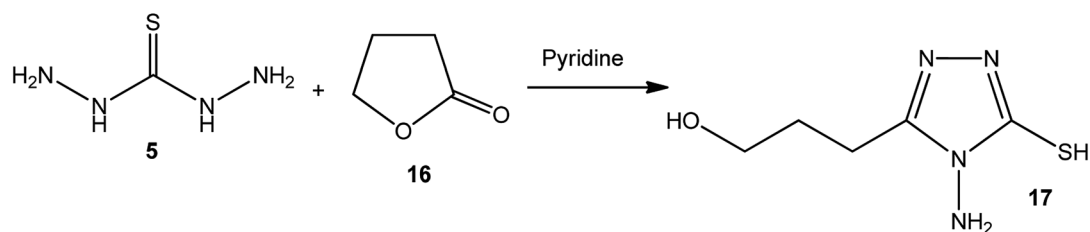
Scheme 2 Synthesis of bis-triazoles **8** and **9**.Scheme 3 Synthesis of bis-triazole **11**.



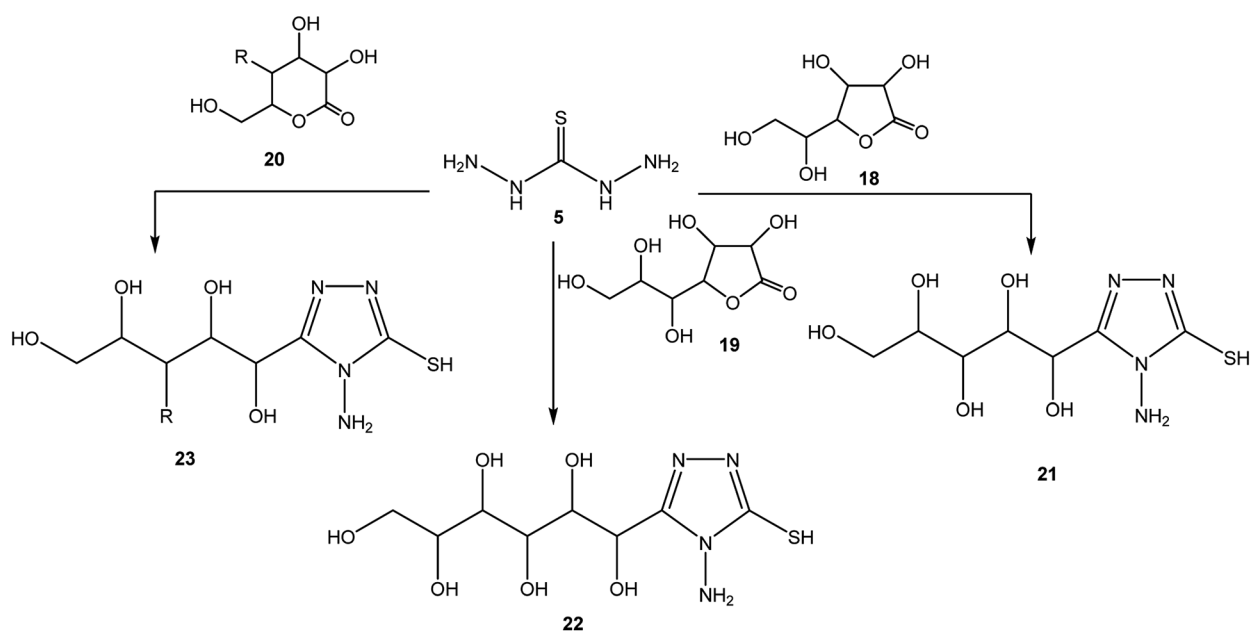
Scheme 4 Synthesis of triazoles 13.



Scheme 5 Synthesis of bis-triazole 15.

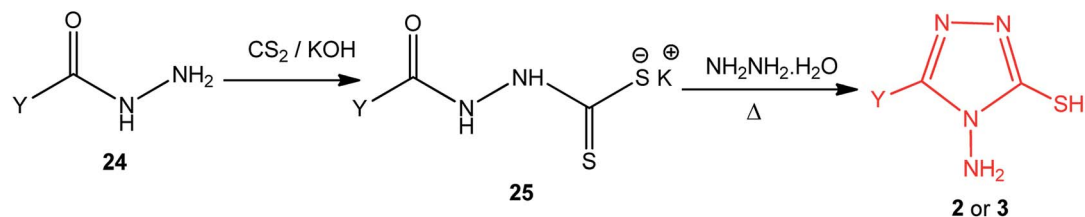


Scheme 6 Synthesis of triazole 17.



Scheme 7 Synthesis of triazoles 21–23.





Scheme 8 Synthesis of triazoles 2 and 3.

Table 2 Derivatives of 3-substituted-4-amino-5-mercaptop[1,2,4]triazoles

Y	Ref.
-CH <sub>3</sub> , -C <sub>2</sub> H <sub>5</sub> , -C <sub>3</sub> H <sub>7</sub>	54
CH <sub>3</sub> -(CH <sub>2</sub> ) <sub>13</sub> -CH <sub>2</sub> -	55
CH <sub>3</sub> -(CH <sub>2</sub> ) <sub>15</sub> -CH(SO <sub>3</sub> Na)-	56
C <sub>6</sub> H <sub>5</sub> -	57–60
3-ClC <sub>6</sub> H <sub>4</sub> -	8
4-CH <sub>3</sub> OC <sub>6</sub> H <sub>4</sub> -	61
2-HOC <sub>6</sub> H <sub>4</sub> -	62
2-CH <sub>3</sub> C <sub>6</sub> H <sub>4</sub> - & 2-CH <sub>3</sub> -4-ClC <sub>6</sub> H <sub>3</sub> -	63
C <sub>6</sub> H <sub>5</sub> - & 2-HOC <sub>6</sub> H <sub>4</sub> -	64
2-C <sub>2</sub> H <sub>5</sub> OC <sub>6</sub> H <sub>4</sub> -	65
3-Br-4-CH <sub>3</sub> OC <sub>6</sub> H <sub>3</sub> -	66
2-HOC <sub>6</sub> H <sub>4</sub> - & 4-HOC <sub>6</sub> H <sub>4</sub> - & 4-C <sub>2</sub> H <sub>5</sub> OC <sub>6</sub> H <sub>4</sub> - & 2-HO-5-ClC <sub>6</sub> H <sub>3</sub> - & 4-HOC <sub>6</sub> H <sub>4</sub> -CH <sub>2</sub> - & 4-C <sub>2</sub> H <sub>5</sub> OC <sub>6</sub> H <sub>4</sub> -CH <sub>2</sub> -	67
2-FC <sub>6</sub> H <sub>4</sub> -CH <sub>2</sub> - & 2-BrC <sub>6</sub> H <sub>4</sub> -CH <sub>2</sub> - & 4-HOC <sub>6</sub> H <sub>4</sub> -CH <sub>2</sub> - & 2-CH <sub>3</sub> OC <sub>6</sub> H <sub>4</sub> -CH <sub>2</sub> - & 4-NO <sub>2</sub> C <sub>6</sub> H <sub>4</sub> -CH <sub>2</sub> -	68
C <sub>6</sub> H <sub>5</sub> - & 2-ClC <sub>6</sub> H <sub>4</sub> - & 2-NO <sub>2</sub> C <sub>6</sub> H <sub>4</sub> - & 2-HOC <sub>6</sub> H <sub>4</sub> - & 2-furyl	69
C <sub>6</sub> H <sub>5</sub> - & 4-ClC <sub>6</sub> H <sub>4</sub> - & 4-BrC <sub>6</sub> H <sub>4</sub> - & 4-CH <sub>3</sub> OC <sub>6</sub> H <sub>4</sub> - & 2-naphthyl-CH <sub>2</sub> -	70
2-HOC <sub>6</sub> H <sub>4</sub> - & 4-HOC <sub>6</sub> H <sub>4</sub> - & 2-NH <sub>2</sub> C <sub>6</sub> H <sub>4</sub> - & 4-NH <sub>2</sub> C <sub>6</sub> H <sub>4</sub> - & 3,4,5-(HO) <sub>3</sub> C <sub>6</sub> H <sub>2</sub> -	71
C <sub>6</sub> H <sub>5</sub> -CH <sub>2</sub> -CH <sub>2</sub> -	72
2-(CH <sub>3</sub> ) <sub>2</sub> NC <sub>6</sub> H <sub>4</sub> - & 4-CH <sub>3</sub> NHC <sub>6</sub> H <sub>4</sub> - & 1-naphthyl-CH <sub>2</sub> -	73
	74
	75
	76
	77
	77





Table 2 (Contd.)

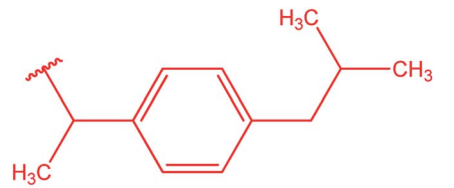
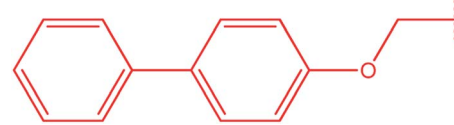
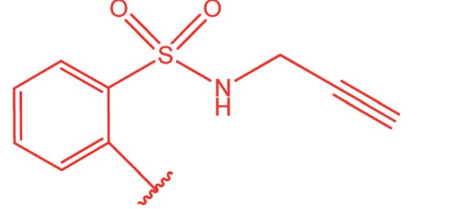
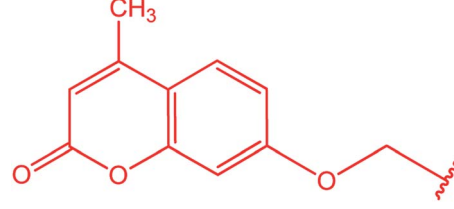
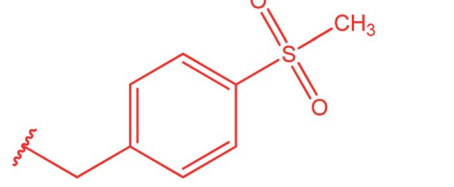
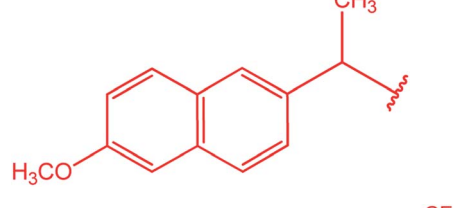
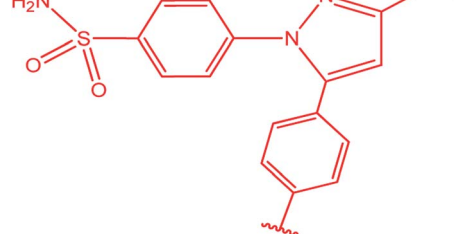
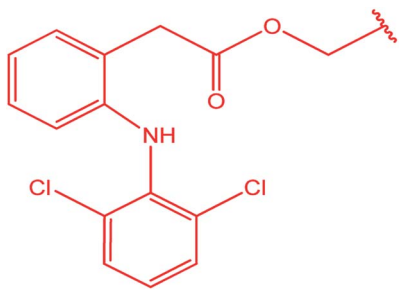
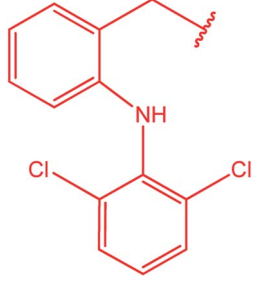
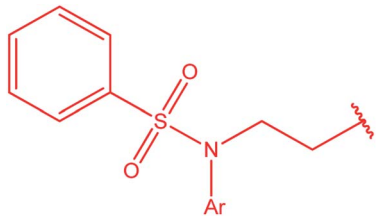
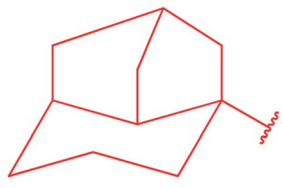
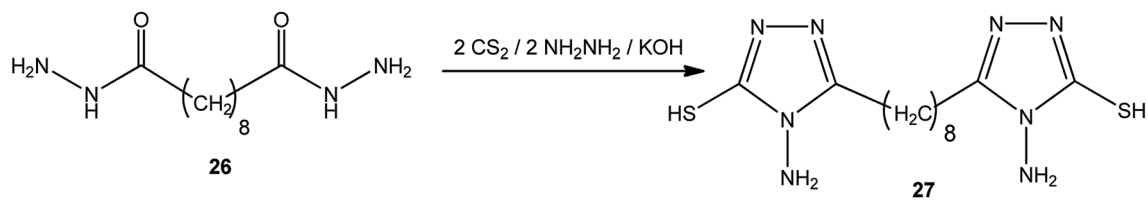
Y	Ref.
	78 and 79
	79
	80
	81
	82
	83
	84

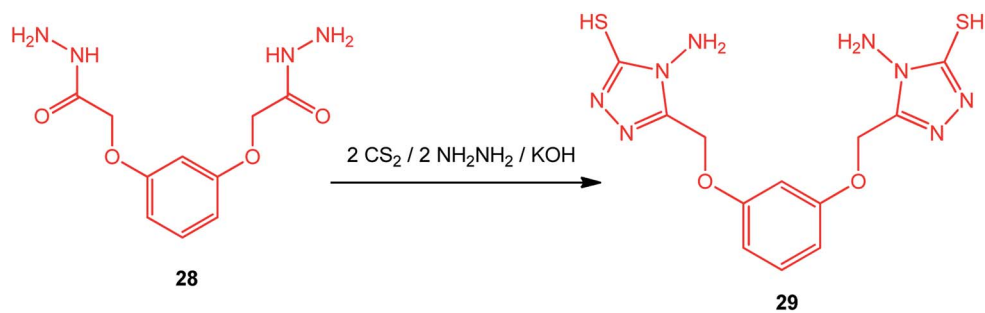


Table 2 (Contd.)

Y	Ref.
	85
	85 and 86
	87
	88

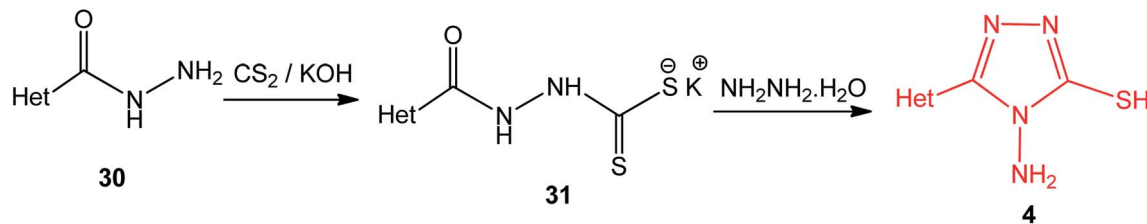


Scheme 9 Synthesis of bis-triazole 27.



Scheme 10 Synthesis of bis-triazole 29.





Scheme 11 Synthesis of triazoles 4.

Table 3 Derivatives of 3-substituted-4-amino-5-mercapto[1,2,4] triazoles

Het	Ref.
	91
	92
	93
	94
	95
	96
	97

Table 3 (Contd.)

Het	Ref.
	98
	99
	20
	100–106
	107
	108



Table 3 (Contd.)

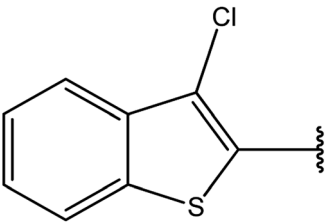
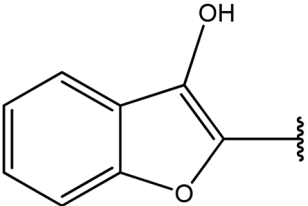
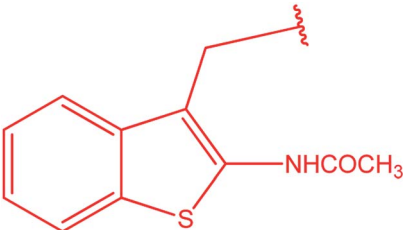
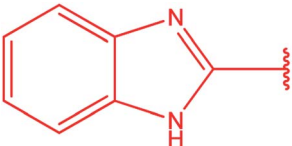
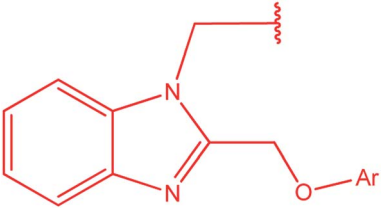
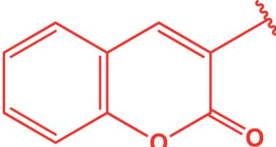
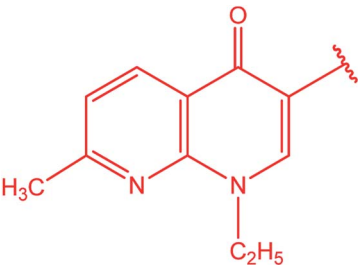
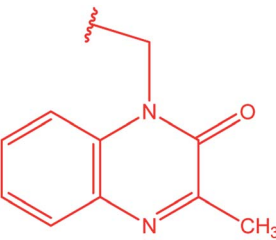
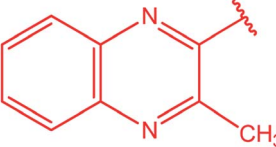
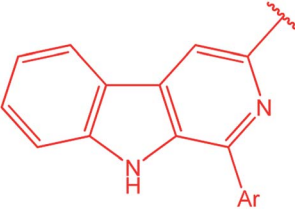
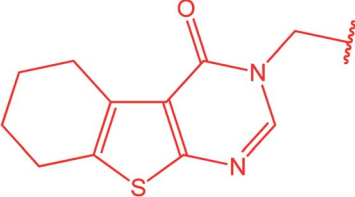
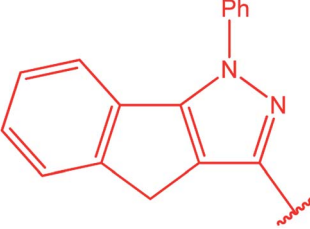
Het	Ref.
	109
	110
	111
	112
	113
	114
	115

Table 3 (Contd.)

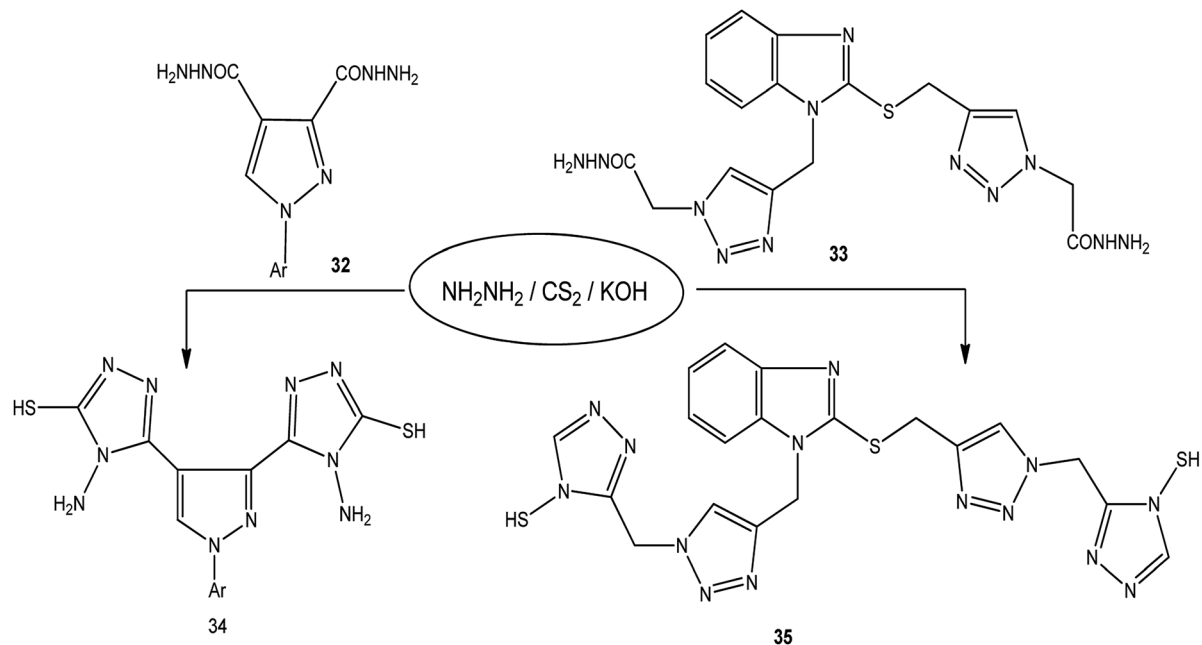
Het	Ref.
	116
	117
	118
	119
	120

amino-3-(D-glucosyl)-1H-[1,2,4]triazole-5-thione (**22**),<sup>52</sup> and 3-(D-alditol-1-yl)-4-amino-5-mercapto-[1,2,4]triazole (**23**)<sup>53</sup> were reported through reactions of thiocarbohydrazide (**5**) with D(-)galactono-1,4-lactone (**18**), D-glucosyl-γ-lactone (**19**), and D-galactono-1,5-lactones (**20**), respectively (Scheme 7).

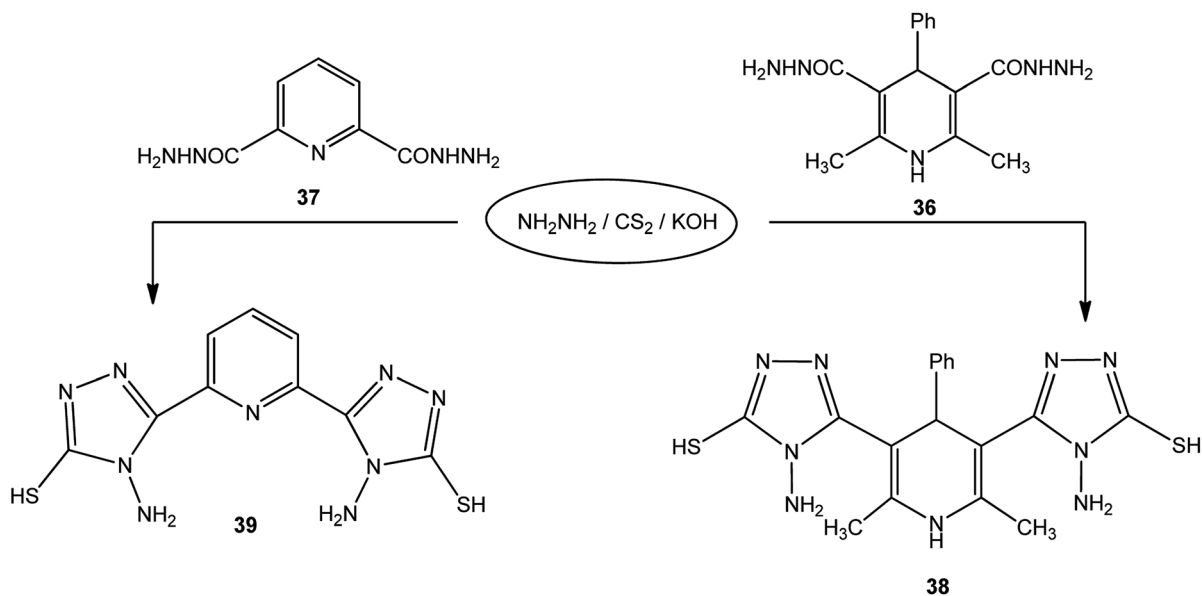
### 3. Use of potassium acyldithiocarbazates with hydrazine hydrate

Potassium acyldithiocarbazates **25** is usually prepared by a reaction between the corresponding acid hydrazides **24** and carbon disulfide in an ethanolic potassium hydroxide solution.





Scheme 12 Synthesis of bis-triazoles 34 and 35.



Scheme 13 Synthesis of bis-triazoles 38 and 39.

This method was extensively used in the synthesis of numerous derivatives of 4-amino-5-mercapto[1,2,4]triazoles **2** (**3**) upon treatment with hydrazine hydrate (Scheme 8) (Table 2).

1,8-Bis-(3-mercapto-4-amino-[1,2,4]-triazol-5-yl)-octane (**27**) was achieved *via* the reaction of sebacic acid dihydrazide (**26**)

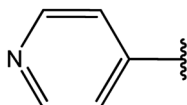
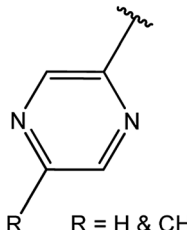
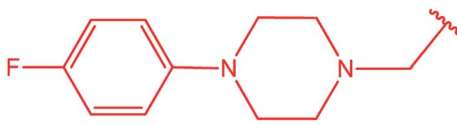
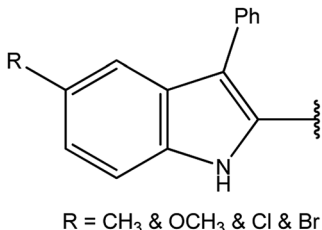
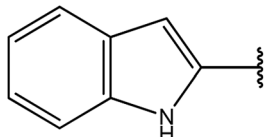
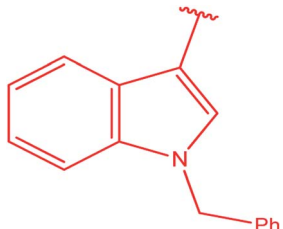
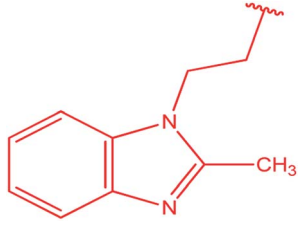
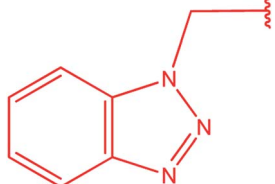
with carbon disulfide and hydrazine hydrate in a molar ratio of 1 : 2 : 2 in the presence of potassium hydroxide<sup>89</sup> (Scheme 9).

Bis-(3-mercapto-4-amino-[1,2,4]-triazole) with an aromatic moiety was prepared under similar conditions by Zhao *et al.*<sup>90</sup> Thus, the reaction of 2,2'-[1,3-phenylenebis(oxy)]bis-acetic hydrazide (**28**) with CS<sub>2</sub>/NH<sub>2</sub>NH<sub>2</sub> afforded 2,2'-[1,3-





Table 4 (Contd.)

Y	Ref.
	134
	135
	136
	137
	138
	139
	140
	141

phenylenebis(oxymethylene)]bis-(4-amino-3-mercapto-[1,2,4] triazole) (29) (Scheme 10).

3-Heteroaryl-4-amino-5-mercapto[1,2,4]triazoles (4) were synthesized by the treatment of the corresponding dithiocarbamate 31 with hydrazine hydrate (Scheme 11) (Table 3).

The treatment of dicarbohydrazides 32 (ref. 121) and 33 (ref. 122) with CS<sub>2</sub>/NH<sub>2</sub>NH<sub>2</sub> in the presence of KOH proceeded smoothly to afford the respective bis-triazoles 34 and 35 (Scheme 12).

In addition, pyridine dicarbohydrazide derivatives 36 (ref. 123) and 37 (ref. 124 and 125) were reacted with the above reagents under similar conditions to give 38 and 39, respectively (Scheme 13).

Moreover, the reactions of dicarbohydrazide of triazole 40 (ref. 126) or indole derivatives 41 (ref. 127) with the same reagents in an alkaline solution furnished 42 or 43, respectively (Scheme 14).

## 4. Synthesis of 5-mercapto[1,3,4]oxadiazoles with hydrazine hydrate via ring transformation reactions

An alcoholic solution of hydrazine hydrate achieves the ring transformation of 3-substituted-5-mercapto[1,3,4]oxadiazoles (43) to 3-substituted-4-amino-5-mercapto[1,3,4]triazoles 2–4 (Scheme 15) (Table 4).

5,5'-[1,4-Phenylenebis(oxymethylene)]-bis(1,3,4-oxadiazole-2-thiol) (44) was converted into 5,5'-[[1,4-phenylenebis(oxymethylene)]-bis(4-amino-4*H*-1,2,4-triazole-3-thiol) (45) upon treatment with hydrazine hydrate in dry pyridine under thermal conditions (Scheme 16).<sup>142</sup>

Similarly, the conversion of 5,5'-methylenebis(1,3,4-oxadiazole-2-thiol) (46) into 5,5'-methylenebis(4-amino-4*H*-1,2,4-triazole-3-thiol) (47) was achieved using an alcoholic hydrazine solution under refluxing conditions (Scheme 17).<sup>1</sup>

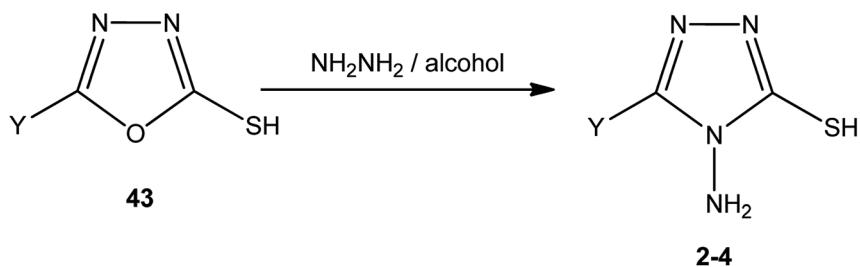
In addition, the same procedure (alcoholic hydrazine solution) was applied to the conversion of 1,4-bis(2-mercapto-1,3,4-oxadiazol-5-yl)butane-1,2,3,4-tetrol (48) to 1,4-bis(4-amino-5-mercapto-4*H*-1,2,4-triazol-3-yl)butane-1,2,3,4-tetrol (49) (Scheme 18).<sup>143</sup>

4-Amino-5-mercapto[1,2,4]triazole 1 and its 3-substituted derivatives 2–4 (Chart 2) contain both amino and mercapto groups as ready-made nucleophilic centers for the synthesis of condensed heterocyclic rings.

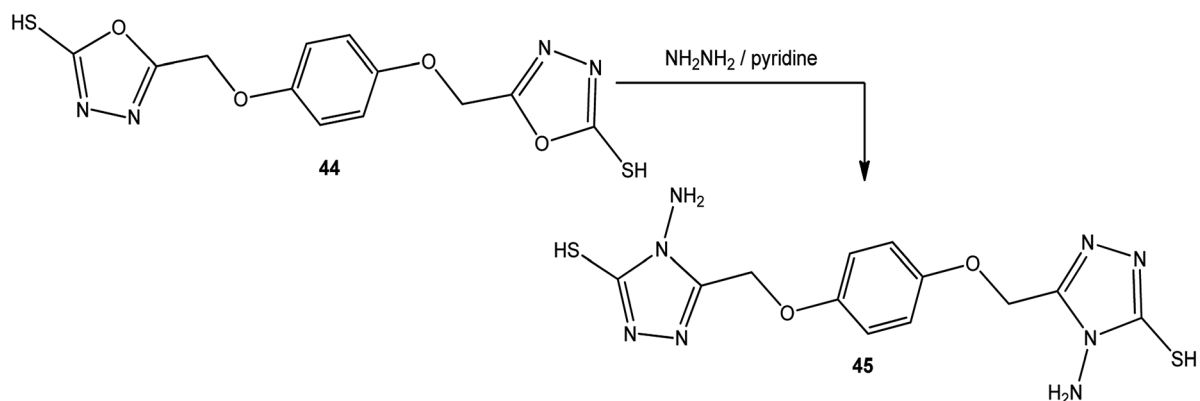
## 5. Conclusions and future directions

The reports in this review clearly demonstrate the elevated synthetic potential of 3-substituted-4-amino-5-mercapto[1,2,4] triazoles and bis-[4-amino-5-mercapto[1,2,4]triazoles]. Numerous scientific researchers in the fields of chemistry and pharmaceutical science are interested in the study and utilization of these compounds as building blocks in the synthesis of important bioactive compounds.

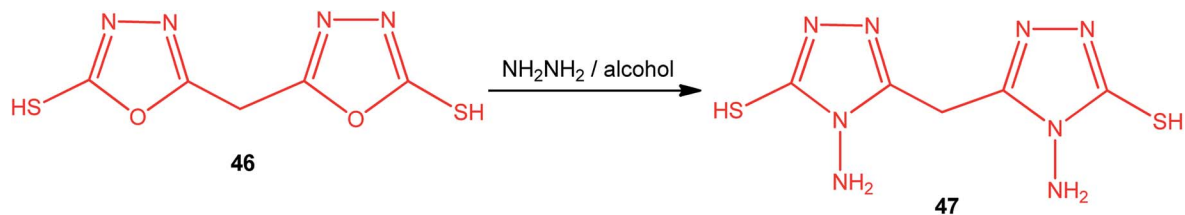




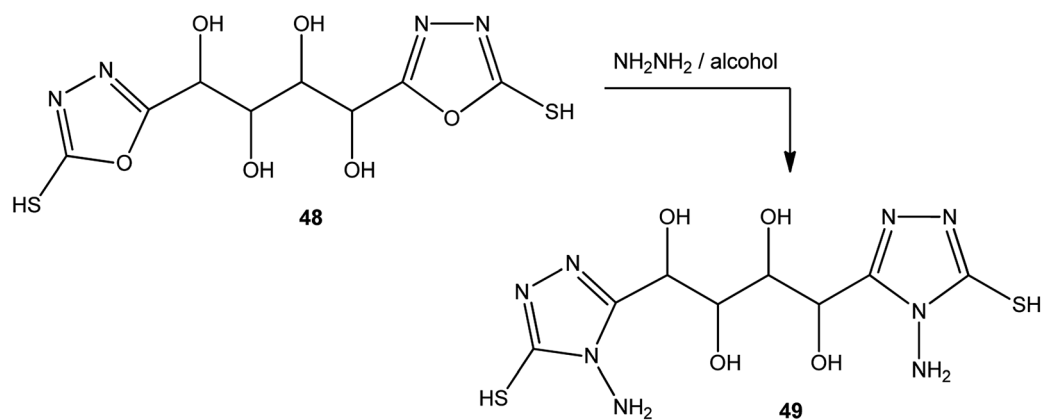
Scheme 15 Synthesis of triazoles 2–4.



Scheme 16 Synthesis of bis-triazole 45.



Scheme 17 Synthesis of bis-triazole 47.



Scheme 18 Synthesis of bis-triazole 49.





## Conflicts of interest

The authors declare that there is no conflict of interests regarding the publication of this paper.

## References

- S. Rani, B. Agaiah and M. Sarangapani, *Int. J. Pharm. Technol.*, 2010, **2**, 366.
- S. M. Gomha, H. M. Abdel-aziz, T. Z. Abolibda, S. A. Hassan and M. M. Abdalla, *J. Heterocycl. Chem.*, 2020, **57**, 1034.
- M. A. Abdallah, S. M. Riyadh, I. M. Abbas and S. M. Gomha, *J. Chin. Chem. Soc.*, 2005, **52**, 987.
- S. M. Gomha and S. M. Riyadh, *Molecules*, 2011, **16**, 8244.
- S. M. Sondhi, S. Arya, R. Rani, N. Kumar and P. Roy, *Med. Chem. Res.*, 2012, **21**, 3620.
- X. Q. Deng, M. X. Song, B. Shu, Sh. B. Wang, Z. Sh. Quan and Z. Dong, *Arch. Pharmazie*, 2012, **345**, 565.
- B. Jiang, X. Huang, H. Yao, J. Jiang, X. Wu, S. Jiang, Q. Wang, T. Lu and J. Xu, *Org. Biomol. Chem.*, 2014, **12**, 2114.
- S. M. Gomha, *Int. J. Pharm. Pharmaceut. Sci.*, 2013, **5**, 42.
- D. J. Prasad, M. Ashok, P. Karegoudar, B. Poojary, B. S. Holla and N. S. Kumari, *Eur. J. Med. Chem.*, 2009, **44**, 551.
- D. K. Kim, J. Kim and H. J. Park, *Bioorg. Med. Chem. Lett.*, 2004, **14**, 2401.
- B. M. Banachiewicz, J. Banachiewicz, A. Chodkowska, E. J. Wojtowicz and L. Mazur, *Eur. J. Med. Chem.*, 2004, **39**, 873.
- L. Tian, Y. Sun and H. Li, *J. Inorg. Biochem.*, 2005, **99**, 1646.
- J. Liu, L. Li, H. Dai, Z. Liu and J. Fang, *J. Organomet. Chem.*, 2006, **691**, 2686.
- A. Dandia, S. L. Gupta, M. Sudheer and A. Quraishi, *J. Mater. Environ. Sci.*, 2012, **3**, 993.
- F. M. Abdelrazek, S. M. Gomha, M. E. B. Shaaban, A. I. Iotfi and H. N. El-Shemy, *Synth. Commun.*, 2018, **34**, 32.
- P. A. Castelino, J. P. Dasappa, K. G. Bhat, S. A. Joshi and S. Jalalpure, *Med. Chem. Res.*, 2016, **25**, 83.
- B.-L. Wang, Y.-Z. Zhan, L.-Y. Zhang, Y. Zhang, X. Zhang and Z.-M. Li, *Phosphorus, Sulfur, Silicon Relat. Elem.*, 2016, **191**, 48.
- R. Jin, J. Liu, G. Zhang, J. Li, S. Zhang and H. Guo, *Chem. Biodiversity*, 2018, **15**, e1800263.
- R. Liu, Z. Hu, G. Liu, Y. Huang and Z. Zhang, *Miner. Process. Extr. Metall. Rev.*, 2020, **41**, 96.
- L. Liu, J. Ye, M. Xiao, K. Yuan, M. He, A. Hu, H. Jia and A. Liu, *J. Heterocycl. Chem.*, 2019, **56**, 2192.
- N. Kaushik, N. Kumar and A. Kumar, *Int. J. Pharm. Pharmaceut. Sci.*, 2015, **7**, 120.
- M. R. Aouad, *Molecules*, 2014, **19**, 18897.
- A. K. Gupta, S. P. Prachand, A. Patel and S. Jain, *International Journal of Pharmaceutical and Life Science*, 2012, **3**, 1848.
- M. K. Altıntopa, Z. A. Kaplancıklı, G. Turan-Zitouni, A. Özdemir, G. Iscan, G. Akalin and S. U. Yıldırım, *Eur. J. Med. Chem.*, 2011, **46**, 5562.
- M. M. Ghorab, A. M. S. El-Sharief, Y. A. Ammar and S. I. Mohamed, *Phosphorus, Sulfur, Silicon Relat. Elem.*, 2001, **173**, 223.
- P. S. Aytaç, I. Durmaz, D. R. Houston, R. Cetin-Atalay and B. Tozkoparan, *Bioorg. Med. Chem.*, 2016, **24**, 858.
- A. Nithinchandra, B. Kalluraya, S. Aamir and A. R. Shabaraya, *Eur. J. Med. Chem.*, 2012, **54**, 597.
- A. Saeed, F. Larik, P. A. Channar, H. Mehfooz, M. H. Ashraf, Q. Abbas and S.-Y. Seo, *Chem. Biol. Drug Des.*, 2017, **90**, 764.
- A. Ameril, G. Khodarahmi, F. Hassanzadeh, H. Forootanfar and G.-H. Hakimelahi, *Arch. Pharm. Chem. Life Sci.*, 2016, **349**, 662.
- W. Yehye, N. Abdul Rahman, O. Saad, A. Ariffin, S. B. Abd Hamid, A. A. Alhadi, F. A. Kadir, M. Yaeghoobi and A. Matlob, *Molecules*, 2016, **21**, 847.
- I. Khan, A. Ibrar and N. Abbas, *Eur. J. Med. Chem.*, 2013, **63**, 854.
- A. G. M. Al-Sehemi, *Phosphorus, Sulfur, Silicon Relat. Elem.*, 2009, **148**, 1991.
- K.-M. Sim, P.-Q. Chan, X.-L. Boo, K.-S. Heng, K.-W. Lye and K.-C. Teo, *Lett. Org. Chem.*, 2018, **15**, 575.
- B. Lingappa, K. S. Girisha, B. Kalluraya and N. S. Rai, *Indian J. Chem., Sect. B*, 2008, **47**, 1858.
- A. Y. Hassan, *Phosphorus, Sulfur, Silicon Relat. Elem.*, 2009, **184**, 2759.
- T. S. F. Al-Mathkuri, H. M. S. Al-Jubori and A. Saleh, *Orient. J. Chem.*, 2018, **34**, 2031.
- B. Sever, M. D. Altıntop, G. Kus, M. Ozkurt, A. Ozdemir and Z. A. Kaplancıklı, *Eur. J. Med. Chem.*, 2016, **113**, 179.
- C. R. Prakash, S. Raja and G. Saravanan, *Int. J. Pharm. Pharmaceut. Sci.*, 2014, **6**, 539.
- Chandramouli, M. R. Shivanand, T. B. Nayanbhai, Bheemachari and R. H. Udupi, *J. Chem. Pharm. Res.*, 2012, **4**, 1151.
- B. Kalluraya, B. Lingappa and S. R. Nooji, *Phosphorus, Sulfur, Silicon Relat. Elem.*, 2007, **182**, 1393.
- S. Pavurala, K. Vaarl, R. Kesharwani, L. Naesens, S. Liekens and R. R. Vedula, *Synth. Commun.*, 2018, **48**, 1494.
- A. H. Moustafa, R. A. Haggam, M. E. Younes and E. S. H. El-Ashry, *Phosphorus, Sulfur, Silicon Relat. Elem.*, 2006, **181**, 2361.
- A. H. Moustafa, R. A. Haggam, M. E. Younes and E. S. H. El-Ashry, *Nucleosides, Nucleotides Nucleic Acids*, 2005, **24**, 1885.
- R. A. Haggam, *Res. Chem. Intermed.*, 2016, **42**, 7313.
- S. Subashchandrabose, V. Thanikachalam, G. Manikandan, H. Saleem and Y. Erdogdu, *Spectrochim. Acta Mol. Biomol. Spectrosc.*, 2016, **157**, 96.
- S. A. Chavan, A. G. Ulhe, S. A. Gharad and B. N. Berad, *Phosphorus, Sulfur, Silicon Relat. Elem.*, 2015, **190**, 2315.
- A. Srinivas, *Acta Chim. Slov.*, 2016, **63**, 173.
- N. Demirbas, A. Demirbas, S. A. Karaoglu and E. Celik, *Arkivoc*, 2005, **i**, 75.
- N. Nami, D. Zareyee, M. Ghasemi, A. Asgharzadeh, M. Forouzani, S. Mirzad and S. M. Hashemi, *J. Sulfur Chem.*, 2017, **38**, 279.
- J.-Y. Jin, L.-X. Zhang, X.-X. Chen and A.-J. Zhang, *Molecules*, 2007, **12**, 297.



- 51 J.-Y. Jin, L.-X. Zhang, A.-J. Zhang, X.-X. Lie and J.-H. Zhu, *Molecules*, 2007, **12**, 1596.
- 52 X. Ye, Z. Chen, A. Zhang and L. Zhang, *J. Chem. Res.*, 2007, 244.
- 53 E. S. H. El-Ashry, L. F. Awad and H. M. Abdel-Hamid, *Nucleos Nucleot. Nucleic Acids*, 2006, **25**, 325.
- 54 W. Xie, J. Zhang, X. Ma, W. Yang, Y. Zhou, X. Tang, Y. Zou, H. Li, J. He, S. Xie, Y. Zhao and F. Liu, *Chem. Biol. Drug Des.*, 2015, **86**, 1087.
- 55 M. Chehrouri and A. A. Othman, *Synth. Commun.*, 2019, **49**, 1301.
- 56 R. J. Singh, *J. Chem. Soc. Pak.*, 2011, **33**, 485.
- 57 P. K. Sahoo, R. Sharma and P. Pattanayak, *Med. Chem. Res.*, 2010, **19**, 127.
- 58 A. K. Singh and K. R. Kandel, *J. Nepal Chem. Soc.*, 2012, **30**, 174.
- 59 A. A. Hamed and F. Hassan, *J. Appl. Sci. Technol.*, 2014, **4**, 202.
- 60 K. Parmar, S. Prajapati, R. Patel, S. Joshi and R. Patel, *Int. J. Chemtech. Res.*, 2011, **3**, 761.
- 61 N. Upmanyu, J. K. Gupta, K. Shah and P. Mishra, *J. Pharm. BioAllied Sci.*, 2011, **3**, 259.
- 62 N. Lechani, M. Hamdi, B. Kheddis-Boutemeur, O. Talhi, Y. Laichi, K. Bachari and A. M. S. Silva, *Synlett*, 2018, **29**, 1502.
- 63 C. Aswathanarayanappa, E. Bheemappa, Y. D. Bodke, P. S. Krishnegowda, S. P. Venkata and R. Ningegowda, *Arch. Pharm. Chem. Life Sci.*, 2013, **346**, 922.
- 64 P. K. Sahoo, R. Sharma and P. Pattanayak, *Med. Chem. Res.*, 2010, **19**, 127.
- 65 S.-N. Zhou, L.-X. Zhang, A.-J. Zhang, J.-S. Sheng and H.-L. J. Zhang, *Heterocycl. Chem.*, 2007, **44**, 1019.
- 66 K. C. Patel and J. A. Maroliwala, *J. Chem. Pharm. Res.*, 2010, **2**, 392.
- 67 K. Colanceska-Ragenovic, V. Dimova, D. G. Molnar and A. Buzarovska, *Molecules*, 2001, **6**, 815.
- 68 M. Rafiq, M. Saleem, M. Hanif, S. K. Kang, S.-Y. Seo and K. H. Lee, *Arch. Pharm. Res.*, 2016, **39**, 161.
- 69 J. Khalafy, M. Mohammadlou, M. Mahmoody, F. Salami and A. P. Marjani, *Tetrahedron Lett.*, 2015, **56**, 1528.
- 70 Z. Li, X. Bai, Q. Deng, G. Zhang, L. Zhou, Y. Liu, J. Wang and Y. Wang, *Med. Chem.*, 2017, **25**, 213.
- 71 V.-N. Bercean, A.-A. Creanga, V. Badea, C. Deleanu and C. Csunderlik, (*New*) *Revista de Chim.*, 2011, **62**, 47.
- 72 A. F. Alghamdi and N. Rezki, *J. Taibah Univ. Sci.*, 2017, **11**, 759.
- 73 V. Mathew, D. Giles, J. Keshavayya and V. P. Vaidya, *Arch. Pharm. Chem. Life Sci.*, 2009, **342**, 210.
- 74 P. Puthiyapurayil, B. Poojary, S. Kumar and R. Hunnur, *J. Heterocycl. Chem.*, 2011, **48**, 998.
- 75 R. H. Udupi and C. J. Manjunath, *J. Pharmaceut. Sci. Res.*, 2019, **11**, 44.
- 76 A. V. Patel, J. H. Tailor and G. M. Malik, *Int. J. Pharma Bio Sci.*, 2014, **5**, 552.
- 77 K. Sujatha, B. Kalluraya and S. D. Joshi, *Rasayan J. Chem.*, 2019, **12**, 1405.
- 78 K. Raviprabha, B. Poojary, K. Manjunatha, K. Vasanth, N. J. Fernandes and N. S. Kumari, *Der Pharma Chem.*, 2016, **8**, 1.
- 79 M. Amir, H. Kumar and S. Javed, *Eur. J. Med. Chem.*, 2008, **43**, 2056.
- 80 A. W. Naser, M. S. Farhan and K. A. Abdulqader, *Der Pharma Chem.*, 2018, **10**, 145.
- 81 M. A. I. Elbastawesy, B. G. M. Youssif, M. H. Abdelrahman and A. M. Hayallah, *Chem*, 2015, **7**, 337.
- 82 V. Sumangala, B. Poojary, N. Chidananda, T. Arulmoli and S. Shenoy, *Eur. J. Med. Chem.*, 2012, **54**, 59.
- 83 M. Amir, H. Kumar and S. A. Javed, *Bioorg. Med. Chem. Lett.*, 2007, **17**, 4504.
- 84 G. Mustafa, A. Angeli, M. Zia-ur-Rehman, N. Akbar, S. Ishtiaq and C. T. Supuran, *Bioorg. Chem.*, 2019, **91**, 103110.
- 85 K. Ilango and P. Valentina, *Eur. J. Chem.*, 2010, **1**, 50.
- 86 K. Ilango and P. Valentina, *Der Pharma Chem.*, 2010, **2**, 16.
- 87 S. R. Desai, U. Laddi, R. S. Bennur, P. A. Patil and A. S. Bennur, *Indian J. Pharm. Sci.*, 2011, **73**, 115.
- 88 M. A. Al-Omar, E. S. Al-Abdullah, I. A. Shehata, E. E. Habib, T. M. Ibrahim and A. A. El-Emam, *Molecules*, 2010, **15**, 2526.
- 89 R. M. Kharate, P. P. Deohate and B. N. Berad, *Der Pharma Chem.*, 2012, **4**, 2434.
- 90 Q. Mei, J. Yang, Y. Peng and Z. Zhao, *J. Chem. Res.*, 2011, **35**, 386.
- 91 J. Wu, X. Liu, X. Cheng, Y. Cao, D. Wang, Z. Li, W. Xu, C. Pannecouque, M. Witvrouw and E. De-Clercq, *Molecules*, 2007, **12**, 2003.
- 92 N. B. Saidov, V. A. Georgiyants and E. Y. Lipakova, *Pharm. Chem. J.*, 2017, **51**, 26.
- 93 A. M. Dhiman, K. N. Wadodkar and S. D. Patil, *Indian J. Chem., Sect. B*, 2001, **40**, 640.
- 94 A. Stana, A. Enache, D. C. Vodnar, C. Nastasa, D. Benedec, I. Ionut, C. Login, G. Marc, O. Oniga and B. Tipericiu, *Molecules*, 2016, **21**, 1595.
- 95 B. A. Baviskar, M. R. Shiradkar, S. S. Khadabadi, S. L. Deore and K. G. Bothara, *Indian J. Chem., Sect. B*, 2011, **50**, 321.
- 96 M. Kakadiya, B. Parmar, G. H. Chethan, S. Deka, J. Saravanan and S. Mohan, *Int. J. PharmTech Res.*, 2013, **3**, 633.
- 97 A. Demirbas, D. Ahin, N. Demirbas, S. A. Karaoglu and H. Bektas, *J. Cheminf.*, 2010, **34**, 347.
- 98 A. Mandal, T. K. Dutta and R. L. Gupta, *Indian J. Chem., Sect. B*, 2015, **54**, 228.
- 99 S. Vijayaraghavan and P. Y. Shirodkar, *Indian J. Chem., Sect. B*, 2015, **54**, 1149.
- 100 S. Majumder, B. M. Bashyal and R. L. Gupta, *Indian J. Chem., Sect. B*, 2015, **54**, 1260.
- 101 M. E. Bhanojirao and V. G. Rajurkar, *Asian J. Chem.*, 2009, **21**, 4733.
- 102 P. Pathak, P. K. Shukla, V. Naumovich, M. Grishina, A. Verma and V. Potemkin, *Arch. Pharm. Chem. Life Sci.*, 2020, **353**, 1900233.
- 103 S. Garrepalli, S. Katherasala, B. Yamini and A. Mounika, *J. Pharm. Res.*, 2014, **3**, 20.



- 104 I. Khan, S. Zaib, A. Ibrar, N. H. Rama, J. Simpson and J. Iqbal, *Eur. J. Med. Chem.*, 2014, **78**, 167.
- 105 M. M. Kamel and N. Y. M. Abdo, *Eur. J. Med. Chem.*, 2014, **86**, 75.
- 106 P. P. Deohate, *Der Pharma Chem.*, 2012, **4**, 2042.
- 107 N. Nami and M. Hosseinzadeh, *Heterocycl. Commun.*, 2007, **13**, 403.
- 108 D. S. Donawade, A. V. Raghu and G. S. Gadaginamath, *Indian J. Chem., Sect. B*, 2006, **45**, 689.
- 109 E. S. H. El Ashry, A. A. Kassem, H. Abdel-Hamid, F. F. Louis, S. A. N. Khattab and M. R. Aouad, *Arkivoc*, 2006, **XIV**, 119.
- 110 A. Singh, V. Parmar and S. K. Saraf, *Der Pharma Chem.*, 2016, **8**, 39.
- 111 R. D. Dighe, M. R. Shiradkar, S. S. Rohom and P. D. Dighe, *Chem. Sin.*, 2011, **2**, 70.
- 112 L. Jiang, M.-Y. Wang, F.-X. Wan and Z.-Q. Qu, *Phosphorus, Sulfur, Silicon Relat. Elem.*, 2015, **190**, 1599.
- 113 Y. J. Li, L. J. Liu, K. Jin, Y. T. Xu and S. Q. Sun, *Chin. Chem. Lett.*, 2010, **21**, 293.
- 114 M. A. Raslan and M. A. Khalil, *Heteroat. Chem.*, 2003, **14**, 114.
- 115 N. Aggarwal, R. Kumar, P. Dureja and J. M. Khurana, *Eur. J. Med. Chem.*, 2011, **46**, 4089.
- 116 S. Wagle, A. V. Adhikari and N. S. Kumari, *Asian J. Chem.*, 2008, **20**, 629.
- 117 T. R. Devi, E. Laxminarayana and T. Chary, *J. Heterocycl. Chem.*, 2019, **29**, 125.
- 118 A. S. N. Formagio, L. T. D. Tonin, M. A. Foglio, C. Madjarof, J. E. de Carvalho, W. F. da Costa, F. P. Cardoso and M. H. Sarragiotto, *Med. Chem.*, 2008, **16**, 9660.
- 119 K. Nagaraju, Y. Kotaiah, C. Sampath, N. Harikrishna and C. V. Rao, *J. Sulfur Chem.*, 2013, **34**, 264.
- 120 B. Hegazi, H. Abdel-Gawad, H. A. Mohamed, F. A. Badria and A. M. Farag, *Chem. Inf.*, 2013, **50**, 355.
- 121 Asma, B. Kalluraya and N. Manju, *Heterocycl. Lett.*, 2018, **8**, 69.
- 122 N. Rezk, *Org. Prep. Proced. Int.*, 2017, **49**, 525.
- 123 S. M. Gomha, M. M. Edrees, Z. A. Muhammad, N. A. Kheder, S. Abu-Melha and A. M. Saad, *Polycyclic Aromat. Compd.*, 2020, DOI: 10.1080/10406638.2020.1720751.
- 124 H. Xiao, P. Li, D. Guo, J. Hu, Y. Chai and W. He, *Med. Chem. Res.*, 2014, **23**, 1941.
- 125 H. Xiao, P. Li, J. Hu, R. Li, L. Wu and D. Guo, *Appl. Biochem. Biotechnol.*, 2013, **172**, 2188.
- 126 M. Ozil, O. Bodur, S. Ulker and B. Kahveci, *Chem. Heterocycl. Compd.*, 2015, **51**, 88.
- 127 M. G. Bhovi and G. S. Gadaginamath, *Asian J. Chem.*, 2005, **17**, 518.
- 128 A. Hasan, N. F. Thomas and S. Gopil, *Molecules*, 2011, **16**, 1297.
- 129 M. Kalhor and A. Dadras, *J. Heterocycl. Chem.*, 2013, **50**, 220.
- 130 W. M. El-Husseiny, M. A. A. El-Sayed, N. I. Abdel-Aziz, A. S. El-Azab, Y. A. Asiri and A. A. M. Abdel-Aziz, *Eur. J. Med. Chem.*, 2018, **158**, 134.
- 131 C. S. Reddy, L. S. Rao, G. R. Kumar and A. Nagaraj, *Chem. Pharm. Bull.*, 2010, **58**, 1328.
- 132 D.-Q. Qi, C.-M. Yu, J.-Z. You, G.-H. Yang, X.-J. Wang and Y.-P. Zhang, *Phosphorus, Sulfur Silicon Relat. Elem.*, 2016, **191**, 70.
- 133 D. Szulczyk, P. Tomaszewski, M. Jozwiak, A. E. Koziol, T. Lis, D. Collu, D. Iuliano and M. Struga, *Molecules*, 2009, **22**, 409.
- 134 A. M. Manikrao, P. N. Khatale, T. Sivakumar, D. R. Chaple, P. M. Sable and R. D. Jawarkar, *Der Pharma Chem.*, 2011, **3**, 334.
- 135 K. Siddoju and J. K. Ega, *J. Pharm. Chem. Biol. Sci.*, 2018, **8**, 139–146.
- 136 S. B. Ozdemir, N. Demirbas, A. Demirbas, F. A. Ayaz and N. Çolak, *J. Heterocycl. Chem.*, 2018, **55**, 2744.
- 137 R. D. Patil and J. S. Biradar, *Indian J. Chem., Sect. B*, 2000, **39**, 929.
- 138 P. K. Dubey and B. Babu, *Indian J. Heterocycl. Chem.*, 2007, **16**, 357.
- 139 T. A. Farghaly, *J. Chin. Chem. Soc.*, 2004, **51**, 147–156.
- 140 A. H. El-masry, H. H. Fahmy and S. H. A. Abdelwahed, *Molecules*, 2000, **5**, 1429.
- 141 A. Nema and S. K. Srivastava, *J. Indian Chem. Soc.*, 2007, **84**, 1037.
- 142 S. Dwivedi and P. K. Singh, *Asian J. Chem.*, 2017, **29**, 19.
- 143 S. Amara and A. A. Othman, *Arab. J. Chem.*, 2016, **9**, S1840.

