


 Cite this: *RSC Adv.*, 2020, **10**, 10879

 Received 12th February 2020
 Accepted 6th March 2020

DOI: 10.1039/d0ra01369b

rsc.li/rsc-advances

Alumina-promoted oxodefluorination†

 Akhmetov Vladimir, *^a Feofanov Mikhail ^a and Konstantin Amsharov ^{ab}

A simple protocol for the clean preparation of heterocyclic compounds containing dibenzofuran's core *via* oxodefluorination of fluoroarenes on activated γ - Al_2O_3 is reported. Alumina can be considered as a reliable oxygen source enabling one-pot substitution of fluorine atoms and yielding benzoannulated furan derivatives. The corresponding C–F bond activation is selective towards less stable C–Br/C–I and occurs under metal- and solvent-free conditions.

Dibenzo[*b,d*]furan is an important moiety as its derivatives constitute a long list of natural products.^{1,2} Moreover, multiple synthetic compounds bearing such a fragment also show biological activity^{3–5} *e.g.* mimic fragments of complex biological structures.^{6,7} Due to its rigidity, dibenzofuran is oftentimes used as a bridge fixing fragment of the molecule at a desired distance giving rise to various chelating ligands,^{8–13} cryptands,¹⁴ and other supramolecular hosts.^{15–19} Furthermore, the stable dibenzofuran core enables different patterns of substitution. These features, in combination with appropriate electronic properties, make dibenzofuran and its derivatives potentially valuable components of phosphorescent OLEDs^{20–22} thermally activated delayed fluorescence emitters,^{23–25} perovskite solar cells²⁶ *etc.* Thus, functionalized dibenzofurans appear to be important building blocks.

Despite numerous synthetic approaches to this class of compounds, the construction of functionalized dibenzofurans is far from being trivial since all existing methods are generally reduced to either C–O or C–C coupling (Fig. 1). This is mainly connected to the fact that oxygen has to be present in the precursor's structure because there is no reliable oxygen source that would enable double C–O bond incorporation. The majority of the available methods are based on Pd-catalysis,^{27–34} while others exploit strong bases/acids and toxic solvent.^{35–38} In addition, these methods rarely tolerate C–Br and C–I functionalities, which could have been used for further modifications.

Herein, we report a transformation of fluorinated biphenyls into dibenzofuran's derivatives. The reaction occurs on the surface of activated γ - Al_2O_3 and does not require other reagents. The scope and limitations of the reactions are considered: the technique is compatible with C–Br and C–I functionalities,

enables double oxodefluorination and incorporation of hexagons, thus yielding ladder-type π -conjugated heteroacenes and xanthene's derivatives, respectively.

As a part of our ongoing research on alumina mediated C–F activation,^{39,40} we have observed an interesting competition between C(aryl)–C(aryl) coupling and formation of oxygen-containing side products.⁴¹ In certain cases (*i.e.* when two fluorine atoms are dislocated in bay-region) the side products turned out to contain dibenzofuran's moiety.⁴² Some additional data on this competition are briefly discussed in ESI.†

To investigate the formation of dibenzofuran's core in more details, we have excluded one of the competitors *i.e.* the possibility for intramolecular C(aryl)–C(aryl) coupling. The simplest model meeting the requirements is 2,2'-difluorobiphenyl (**1a**),

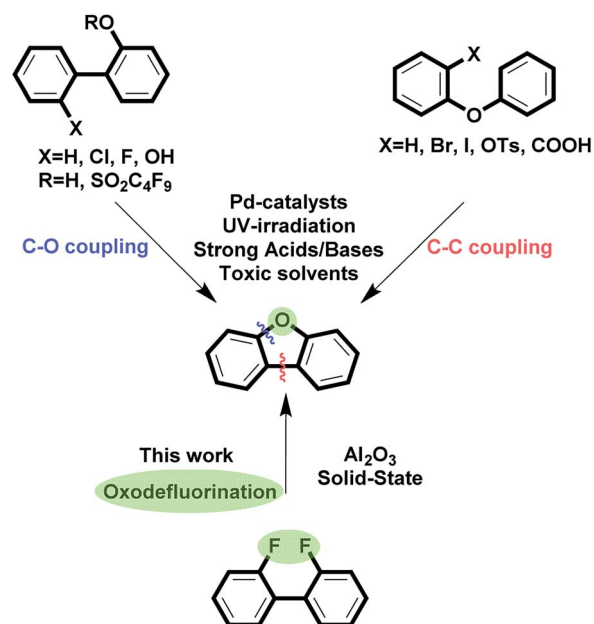


Fig. 1 Synthesis of dibenzofuran. Existing approaches vs. oxodefluorination.

^aFriedrich-Alexander University Erlangen-Nuernberg, Department of Chemistry and Pharmacy, Organic Chemistry II, Nikolaus-Fiebiger Str. 10, 91058 Erlangen, Germany. E-mail: vladimir.akhmetov@fau.de

^bInstitute of Chemistry, Organic Chemistry, Martin-Luther-University Halle-Wittenberg, Kurt-Mothes-Strasse 2, D-06120 Halle, Germany

† Electronic supplementary information (ESI) available. See DOI: 10.1039/d0ra01369b



which upon exposure to activated alumina transforms into dibenzofuran **1** in 65% yield. As a matter of fact, the desired **1** is the only product that can be extracted from the reactionary mixture with aprotic solvent such as toluene (Fig. 2). Thus, flash chromatography is not required, since reactionary alumina already plays the role of a plug enabling effective separation from intermediate and side products, which can be extracted with methanol afterwards (see ESI†). Notably, eliminated fluorine atoms are most likely to be bound to alumina in the form of extremely strong and naturally occurring Al-F bond yielding partially fluorinated alumina, which is of interest in multiple fields including catalysis.^{43,44}

As any other heterogeneous process, this reaction is quite likely to have a complicated manner. However, some pieces of evidence on C(aryl)-F polarization^{41,45,46} allow us to suggest the key steps of the transformation. Alumina induces a partial positive charge on carbon generating incipient phenyl cation species,⁴⁷ which are to interact with proximal moieties. In the case of 2,2'-difluorobiphenyl, no aryl functionalities are available for intramolecular C(aryl)-C(aryl) coupling; therefore oxygen on alumina surface serves as an alternative nucleophile interacting with cation-like species. Such hydrolysis of C-F bond has already been observed as a side process.⁴¹ Unlike the reported transformation, the current precursor contains two fluorine atoms, whereas the polarization of the second C(aryl)-F bond induces the second C-O coupling, this time intramolecular, and subsequent covalent detachment of the product. Some other possible mechanisms occurring *via* arylene-particles

or dehydration were excluded (see ESI†). Noteworthy, the outcome of the reaction resembles double S_NAr, which can be generally achieved in activated arenes *i.e.* containing multiple electron-withdrawing groups. Such restriction does not apply to the alumina-promoted oxodefluorination due to its cationic nature.

An interesting aspect of C(aryl)-F bond is that it can be used as both directing and functional groups, although it is seldom considered as the latter. In accordance with Table 1, *para*-substituted fluorobenzenes undergo directed *ortho*-metalation enabling simple one-pot synthesis of functionalized biphenyls bearing two fluorine atoms in 2,2'-positions. This gives a facile approach to several precursors, which were used to investigate the scope and limitation of the alumina-promoted oxodefluorination. After heating with activated alumina at 190 °C under vacuum, the reactionary mixture was extracted with toluene. The obtained extract containing the target molecule did not require flash chromatography unless stated otherwise.

While tolerance to methyl group comes as no surprise, selective C-F activation in presence of C-Br and more interestingly C-I is a quite notable feature since fluorine forms stronger bonds with carbon in comparison to other halogens. At the same time, the reaction has a rather poor selectivity to C(aryl)-F bonds since only traces of **5** were extracted, whereas the rest of the precursor has remained on the surface in forms of hydrolyzed side products. A similar, although anticipated, outcome was observed in the case of **6**, where nothing could be extracted with toluene due to the rapid hydrolysis of CF₃

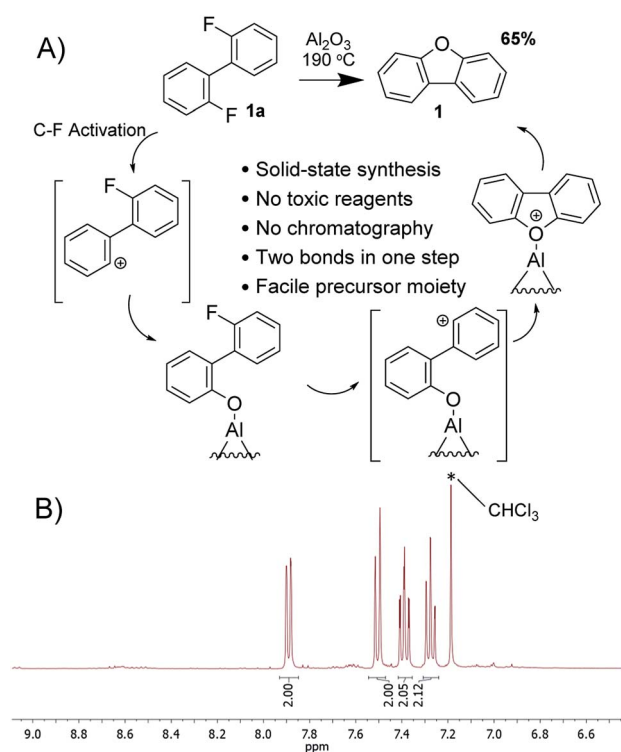
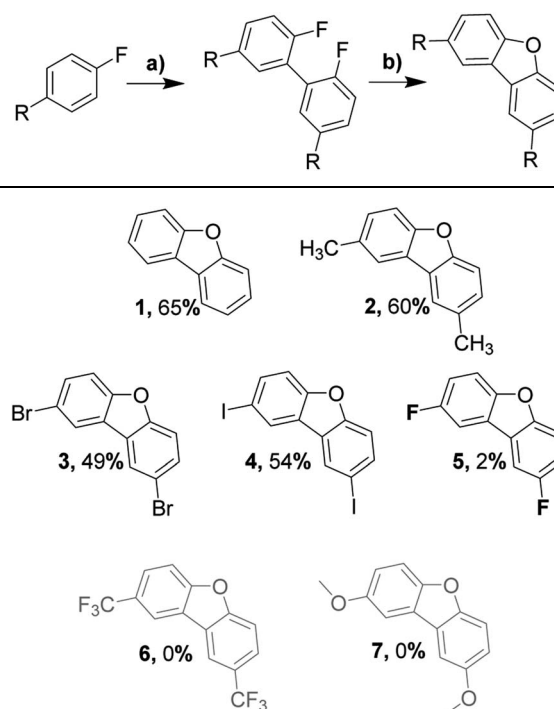


Fig. 2 (A) Synthesis of dibenzofuran and suggested mechanism of the reaction. (B) ¹H NMR of the reactionary mixture as obtained after extraction with toluene.

Table 1 Synthesis of 2,8-substituted dibenzofurans. (a) *n*-BuLi, (1.5 eq.), tetramethylpiperidine (1.5 eq.), CuBr₂ (1 eq.), PhNO₂ (1 eq.), THF, -78 °C; (b) γ-Al₂O₃, 190 °C, 12 h



groups.⁴⁸ As of methoxy groups, the corresponding toluene extract revealed no desired product **7**. Presumably, it is connected to the fact that OCH₃ occupies reactive sites of alumina more rapidly than C–F polarization takes place.

This observation is especially interesting in light of the following evidence. Oligophenylenes **8a**, **9a**, and **10a** synthesized in one step *via* Suzuki coupling undergo double annulation yielding respective ladder-type π -conjugated compounds **8–10**, which are promising candidates as organic semiconductors (Scheme 1).³⁷ Here, the formation of the first dibenzofuran's moiety, apparently, does not prevent the second region from annulation.

To investigate whether the approach is applicable to the synthesis of xanthene's derivatives such as benzo[*k*]xanthene (**11**), we have designed the corresponding precursor **11a** having a choice between C–F and C–C couplings. Due to this competition, several products were extracted with toluene in this particular case. Therefore, toluene and methanol extracts were combined and separated by means of flash chromatography to reveal three major products **11b**, **11c**, and **11**. To preclude the variability, we have synthesized rigid precursor **12a** with two

fluorine atoms in cove region. Thus, **12a** transforms into **12** in considerable 75% yield enabling the synthesis of elusive naphtho[2,1,8,7-*klmn*]xanthene's core.⁴⁹

Conclusions

In summary, we have occasionally come across an attractive method enabling the incorporation of oxygen in place of two C(aryl)–F bonds, where alumina serves as a reliable oxygen source. The simplicity of the required fluorinated moiety makes precursors, in general, readily available *via* facile one-step synthesis. The method allows the synthesis of dibenzofuran's, xanthene's, and ladder-type π -conjugated derivatives under metal- and solvent-free conditions. In principle, alumina-promoted oxodefluorination tolerates such useful functionalities as C–Br and C–I. The synthetic procedure is straightforward and requires activated γ -Al₂O₃ as a reagent and simple extraction to yield high purity target products without flash chromatography and respective solvent and silica wastes.

Conflicts of interest

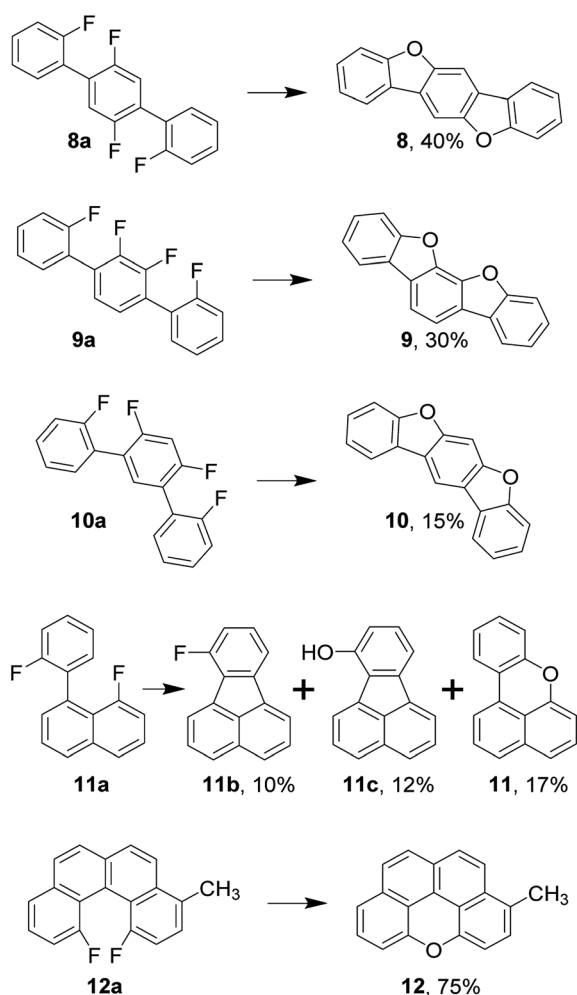
There are no conflicts to declare.

Acknowledgements

Funded by the Deutsche Forschungsgemeinschaft (DFG) – Projektnummer 182849149 – SFB 953, AM407.

References

- C.-H. Lin, H.-S. Chang, C.-H. Liao, T.-H. Ou, I.-S. Chen and I.-L. Tsai, *J. Nat. Prod.*, 2010, **73**, 1628–1631.
- M. Millot, A. Dieu and S. Tomasi, *Nat. Prod. Rep.*, 2016, **33**, 801–811.
- L. Yurttas, U. Abu Mohsen, Y. Ozkan, S. Cobanoglu, S. Levent and Z. A. Kaplancikli, *J. Enzyme Inhib. Med. Chem.*, 2016, **31**, 1177–1183.
- Y. Ma, H.-Y. Wei, Y.-Z. Zhang, W.-Y. Jin, H.-L. Li, H. Zhou, X.-C. Cheng and R.-L. Wang, *Oncotarget*, 2017, **8**(24), 38466–38481.
- N. Goyal, J. P. Donahue, C. Do, T. Perry, K. Bongay-Williams and M. Foroozesh, *IUCrData*, 2018, **3**, x181306.
- F. Jean, E. Buisine, O. Melnyk, H. Drobecq, B. Odaert, M. Hugues, G. Lippens and A. Tartar, *J. Am. Chem. Soc.*, 1998, **120**, 6076–6083.
- H. M. Petrassi, S. M. Johnson, H. E. Purkey, K. P. Chiang, T. Walkup, X. Jiang, E. T. Powers and J. W. Kelly, *J. Am. Chem. Soc.*, 2005, **127**, 6662–6671.
- P. L. Caradoc-Davies and L. R. Hanton, *Dalton Trans.*, 2003, 1754–1758.
- M. L. Hlavinka and J. R. Hagadorn, *Chem. Commun.*, 2003, 2686.
- E. Deschamps, B. Deschamps, J. Laure Dormieux, L. Ricard, N. Mézailles and P. Le Floch, *Dalton Trans.*, 2006, 594–602.
- S. He, F. Wang, W.-L. Tong, S.-M. Yiu and M. C. W. Chan, *Chem. Commun.*, 2016, **52**, 1017–1020.



Scheme 1 Synthesis of ladder-type π -conjugated compounds, benzo[*k*]xanthene and incorporation of oxygen into cove region.



- 12 S. T. Li, B. Braun-Cula, S. Hoof and C. Limberg, *Dalton Trans.*, 2018, **47**, 544–560.
- 13 K. Itoh and M. P. Sibi, *Org. Biomol. Chem.*, 2018, **16**, 5551–5565.
- 14 C. Bazzicalupi, A. Bencini, S. Ciattini, F. Denat, P. Désogère, C. Goze, I. Matera and B. Valtancoli, *Dalton Trans.*, 2010, **39**, 11643.
- 15 M. Asakawa, P. R. Ashton, C. L. Brown, M. C. T. Fyfe, S. Menzer, D. Pasini, C. Scheuer, N. Spencer, J. F. Stoddart, A. J. P. White and D. J. Williams, *Chem.–Eur. J.*, 1997, **3**, 1136–1150.
- 16 B. J. Pistorio, C. J. Chang and D. G. Nocera, *J. Am. Chem. Soc.*, 2002, **124**, 7884–7885.
- 17 K. M. Kadish, L. Frémond, Z. Ou, J. Shao, C. Shi, F. C. Anson, F. Burdet, C. P. Gros, J.-M. Barbe and R. Guillard, *J. Am. Chem. Soc.*, 2005, **127**, 5625–5631.
- 18 L. E. Garner, H. Zhu, M. L. Hlavinka, J. R. Hagadorn and E. Y.-X. Chen, *J. Am. Chem. Soc.*, 2006, **128**, 14822–14823.
- 19 J. Rosenthal, T. D. Luckett, J. M. Hodgkiss and D. G. Nocera, *J. Am. Chem. Soc.*, 2006, **128**, 6546–6547.
- 20 F. May, M. Al-Helwi, B. Baumeier, W. Kowalsky, E. Fuchs, C. Lennartz and D. Andrienko, *J. Am. Chem. Soc.*, 2012, **134**, 13818–13822.
- 21 J. H. Yun, Y. J. Kang, S. H. Han and J. Y. Lee, *J. Mater. Chem. C*, 2018, **6**, 320–325.
- 22 J. H. Yun, Y. J. Kang, S. H. Han and J. Y. Lee, *Dyes Pigm.*, 2019, **162**, 1–7.
- 23 J. G. Yu, S. H. Han, H. L. Lee, W. P. Hong and J. Y. Lee, *J. Mater. Chem. C*, 2019, **7**, 2919–2926.
- 24 M. Jung, K. H. Lee, W. P. Hong and J. Y. Lee, *J. Mater. Chem. C*, 2019, **7**, 7760–7767.
- 25 W.-W. Tao, K. Wang, J.-X. Chen, Y.-Z. Shi, W. Liu, C.-J. Zheng, Y.-Q. Li, J. Yu, X.-M. Ou and X.-H. Zhang, *J. Mater. Chem. C*, 2019, **7**, 4475–4483.
- 26 Y. Shi, K. Hou, Y. Wang, K. Wang, H. Ren, M. Pang, F. Chen and S. Zhang, *J. Mater. Chem. A*, 2016, **4**, 5415–5422.
- 27 M. Parisien, D. Valette and K. Fagnou, *J. Org. Chem.*, 2005, **70**, 7578–7584.
- 28 K. Kawaguchi, K. Nakano and K. Nozaki, *J. Org. Chem.*, 2007, **72**, 5119–5128.
- 29 B. Liégault, D. Lee, M. P. Huestis, D. R. Stuart and K. Fagnou, *J. Org. Chem.*, 2008, **73**, 5022–5028.
- 30 C. Wang, I. Piel and F. Glorius, *J. Am. Chem. Soc.*, 2009, **131**, 4194–4195.
- 31 B. Xiao, T.-J. Gong, Z.-J. Liu, J.-H. Liu, D.-F. Luo, J. Xu and L. Liu, *J. Am. Chem. Soc.*, 2011, **133**, 9250–9253.
- 32 C. S. Nervig, P. J. Waller and D. Kalyani, *Org. Lett.*, 2012, **14**, 4838–4841.
- 33 T. Okazaki, M. Nakagawa, T. Futemma and T. Kitagawa, *J. Phys. Org. Chem.*, 2016, **29**, 107–111.
- 34 H. Kaida, T. Satoh, Y. Nishii, K. Hirano and M. Miura, *Chem. Lett.*, 2016, **45**, 1069–1071.
- 35 T. Yamato, C. Hideshima, G. K. S. Prakash and G. A. Olah, *J. Org. Chem.*, 1991, **56**, 3192–3194.
- 36 K. Nakanishi, D. Fukatsu, K. Takaishi, T. Tsuji, K. Uenaka, K. Kuramochi, T. Kawabata and K. Tsubaki, *J. Am. Chem. Soc.*, 2014, **136**, 7101–7109.
- 37 M. A. Truong and K. Nakano, *Beilstein J. Org. Chem.*, 2016, **12**, 805–812.
- 38 P. Camargo Solórzano, F. Brigante, A. B. Pierini and L. B. Jimenez, *J. Org. Chem.*, 2018, **83**, 7867–7877.
- 39 O. Papaianina, V. A. Akhmetov, A. A. Goryunkov, F. Hampel, F. W. Heinemann and K. Y. Amsharov, *Angew. Chem., Int. Ed.*, 2017, **56**, 4834–4838.
- 40 V. Akhmetov and K. Amsharov, *Phys. Status Solidi*, 2019, **256**, 1900254.
- 41 V. Akhmetov, M. Feofanov, O. Papaianina, S. Troyanov and K. Amsharov, *Chem.–Eur. J.*, 2019, **25**, 11609–11613.
- 42 V. Akhmetov, M. Feofanov, S. Troyanov and K. Amsharov, *Chem.–Eur. J.*, 2019, **25**, 7607–7612.
- 43 T. Skapin, *J. Mater. Chem.*, 1995, **5**, 1215–1222.
- 44 R. Padhye, A. J. A. Aquino, D. Tunega and M. L. Pantoya, *ACS Appl. Mater. Interfaces*, 2017, **9**, 24290–24297.
- 45 O. Allemann, K. K. Baldrige and J. S. Siegel, *Org. Chem. Front.*, 2015, **2**, 1018–1021.
- 46 M. Lu, O. Allemann, J. Xu, A. Linden, K. K. Baldrige and J. S. Siegel, *Org. Chem. Front.*, 2019, **6**, 2640–2646.
- 47 D. Sharapa, A.-K. Steiner and K. Amsharov, *Phys. Status Solidi*, 2018, **1800189**, 1800189.
- 48 O. Papaianina and K. Y. Amsharov, *Chem. Commun.*, 2016, **52**, 1505–1508.
- 49 P. M. Donovan and L. T. Scott, *J. Am. Chem. Soc.*, 2004, **126**, 3108–3112.

