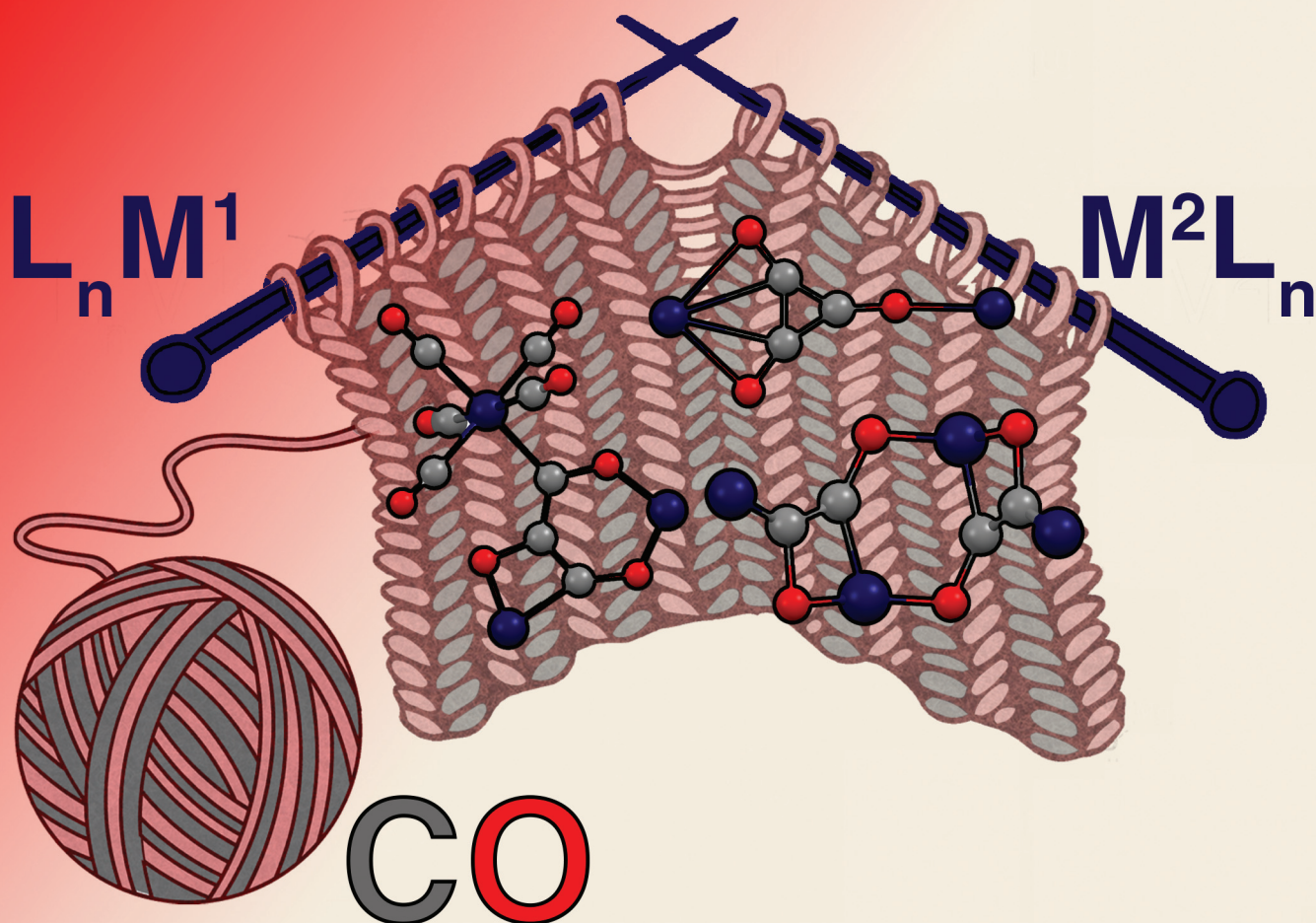


Dalton Transactions

An international journal of inorganic chemistry

rsc.li/dalton



ISSN 1477-9226

Cite this: *Dalton Trans.*, 2020, **49**, 16587Received 29th April 2020,
Accepted 6th June 2020

DOI: 10.1039/d0dt01564d

rsc.li/dalton

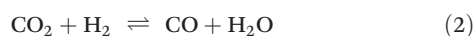
Cooperative strategies for CO homologation

Richard Y. Kong * and Mark R. Crimmin *

Recent approaches in which at least two metal or main-group centres are involved in the homologation of CO are reviewed. We have characterised the strategies into three broad areas: (i) the reductive homologation of atmospheric CO at a metal or main group centre (ii) the reductive homologation of metal–carbonyl CO units and (iii) reductive homologation of CO with M–M, B–Li, Si=Si, and B≡B bonds.

Introduction

In response to concerns over anthropogenic CO₂, interest in developing methods to produce liquid hydrocarbons from renewable resources has heightened in recent years. One established technology to achieve this is the Fischer–Tropsch (F–T) process. The F–T process converts syngas mixtures (H₂/CO) into short-to-medium chain hydrocarbons using heterogeneous transition metal catalysts (eqn (1)). CO₂ can be incorporated through the water–gas shift reaction (eqn (2)).



Although syngas is typically produced from coal or natural gas, biomass has also been identified as viable source.¹ F–T catalysis produces hydrocarbons with a range of carbon chain-lengths determined by the Anderson–Schulz–Flory distribution.²

Carbon monoxide (CO) is a diatomic molecule with bond order of 3. The HOMO is a σ -orbital with a major contribution from the carbon atom, while the LUMO consists of two degenerate π^* orbitals (Fig. 1). Accordingly, CO is capable of either acting as a Lewis base or Lewis acid through HOMO and LUMO based reactivity respectively. The reduction of CO is also possible through electron transfer to the LUMO from a suitable reductant.

While homogeneous F–T catalysis remains significantly underdeveloped with respect to the heterogeneous commercial process, there is growing interest in this area. Homogeneous models are amenable to study by solution techniques (NMR, IR, UV-vis spectroscopy) and can offer unique insight into fundamental reactivity that may be of relevance to heterogeneous F–T catalysis. In the longer term, using homogeneous catalysis

to direct the selectivity of F–T reactions to high-value products is an attractive target.

In this frontier article, we summarise contemporary research in CO homologation using cooperative strategies. That is reactions in which two or more components (typically transition metal or main group complexes) react with CO to form carbon chains by forming new C–C bonds. These reactions typically involve three stages: initiation, propagation, and termination. Cooperative effects have been observed in each of the separate stages of chain growth.

The initiation step often involves the reduction of CO with electrons from a transition metal or main group complex. Reduction forms a high energy intermediate. The propagation step involves further reaction of this high energy intermediate with CO to form C₂ fragments or less commonly C₃/C₄ chains. Termination involves the sequestration of reactive intermediates into stable, isolable products which do not react with further equivalents of CO. The available mechanisms for CO homologation are diverse, as is the range of compounds used. There are, however, some general themes that emerge. We have classified the cooperative approaches to CO homologation into three categories:

- Reduction of CO at a metal or main-group centre.
- Reduction of transition metal carbonyls (M–CO) with an external reductant
- Reduction of CO with M–M, B–Li, Si=Si and B≡B bonds.

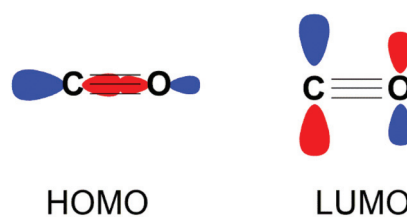


Fig. 1 Frontier molecular orbitals of CO depicted as combinations of their constituent atomic orbitals. A second degenerate LUMO orthogonal to the plane of the page is not shown for clarity.

Department of Chemistry, Molecular Sciences Research Hub, Imperial College London, White City, Shepherds Bush, London, W12 0BZ, UK.
E-mail: r.kong17@imperial.ac.uk



We focus on defined reactions in which CO units react to form carbon chains. Most of these reactions do not involve H₂ and in only a few cases can the carbon chain be liberated from the reagents. Others have summarised reactions of CO/H₂ mixtures with transition metal complexes including reactions that involve the insertion of CO into M–H bonds.³

Results and discussion

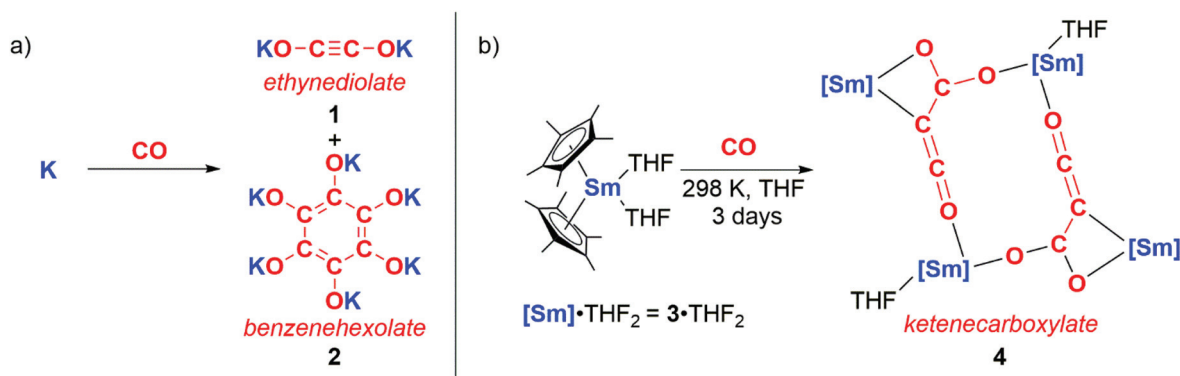
(i) Reduction of CO at a metal or main-group centre

The reductive homologation of CO was first observed by Justus von Liebig in 1834 through reaction with molten potassium to form “potassium carbonyl” (KCO).⁴ In 1960, “potassium carbonyl” was shown to be a mixture of potassium ethynediolate (**1**) and potassium benzehexolate (**2**) salts (Scheme 1a).⁵ In 1985 Evans, Atwood and co-workers reported a homogeneous metal complex that could perform a similar reaction with CO to form coupled products (Scheme 1b). Hence, the samarium(II) sandwich complex **3**·THF₂ reacted with CO at ambient temperatures and pressures to yield multiple products including **4**. **4** con-

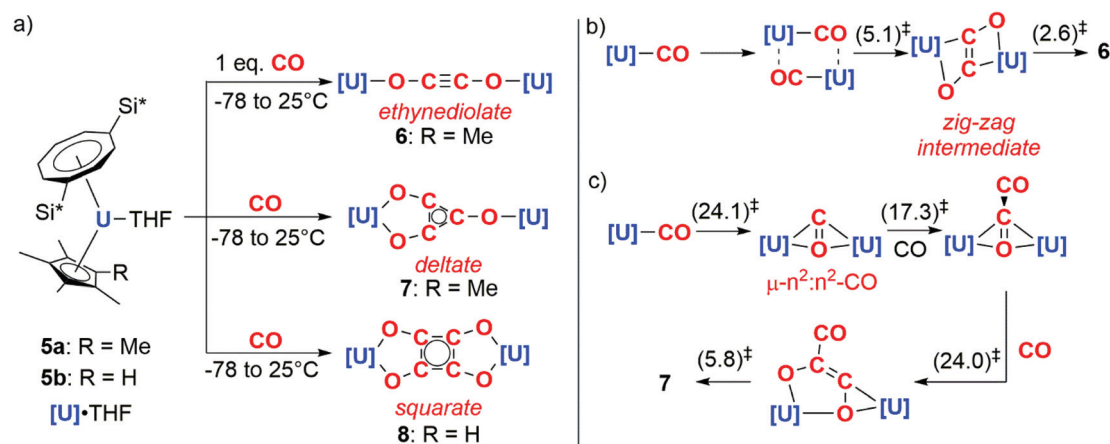
tains a ketenecarboxylate motif derived from three CO units that bridges two samarium(III) centres.⁶ Similar reactivity is accessed through the lanthanum congener of **3**, in this case resulting in a diamagnetic product that is amenable to characterisation by multinuclear NMR spectroscopy.⁷ Evans noted that the inability of f-block complexes to form stable CO adducts alongside their high oxophilicity affords this unique chain growth reactivity. Both reactions occur with oxidation of Ln(II) to Ln(III) (Ln = Sm, La).

In 2006, Cloke and co-workers reported the reductive cyclotrimerisation of CO with the uranocene(III) complex **5a** to form a deltate anion (**7**).⁸ The reaction occurs with oxidation of U(III) to U(IV) and requires cooperative action of two equiv. of the actinide complex. Remarkably, further studies showed that acyclic and cyclic carbon chains of different lengths and shapes – ethynediolate (**6**) and squarate (**8**) – could be accessed by controlling either the stoichiometry of the reaction or the steric profile of the ligands on the uranium centre (Scheme 2a).^{9–11}

DFT calculations have been used to study how carbon chain growth occurs with this well-defined system. These calcu-



Scheme 1 a) Formation of ‘potassium carbonyl’ reported by Liebig, confirmed by Büchner and Weiss. (b) Reductive homologation of CO by samarium to form a ketenecarboxylate.



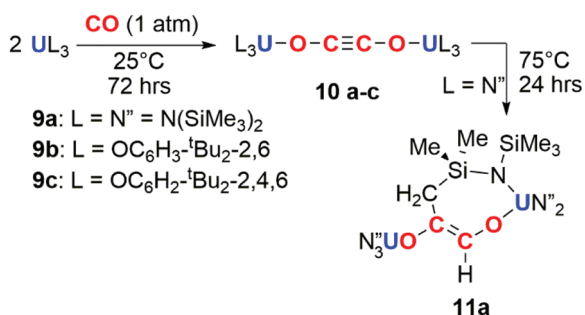
Scheme 2 a) Experimental CO homologation. Si* = SiⁱPr₃ (b) computational pathway towards the formation of ethynediolate. (c) Computational pathway towards the formation of deltate. Calculations performed using the B3PW91 functional. (Gibbs free energies in kcal mol⁻¹).



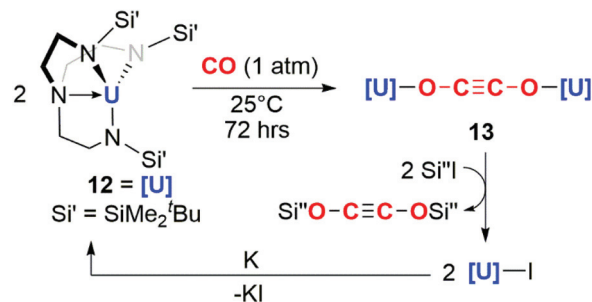
lations suggest that two distinct mechanisms are in operation, one leads to the formation of the ethynediolate and the other the deltate. In the case of ethynediolate, calculations by Green and co-workers suggest that an intermediate uranium(III) *mono*(carbonyl) is formed which can undergo sequential dimerisation and electron transfer steps, forming a 'zig-zag' intermediate which isomerises to the experimentally-observed linear ethynediolate (Scheme 2b).¹⁰ In the case of the deltate, Maron and co-workers propose that the same uranium(III) *mono*(carbonyl) is reduced by a second equivalent of the uranium(III) starting material resulting in the formation of a μ - η^2 : η^2 -CO ligand bridging two uranocene centres. A second CO equivalent reacts with this bridging CO ligand to directly form a new C–C bond and a $\{\mu$ - η^2 : η^2 -C₂O₂\}²⁻ moiety that spans two uranium centres. A third equivalent of CO inserts into the U–C bond of this intermediate which, following a series of isomerisation steps, results in the formation of the deltate product (Scheme 2c).¹² While the proposed uranium(III) carbonyl intermediates have not been isolated, closely related structurally characterised uranium(III) carbonyl complexes are known.^{13,14}

The potential for f-block reductants to couple CO units together has been further elaborated by other groups, though exclusively towards the formation of ethynediolate products. Arnold and co-workers showed that simple uranium(III) alkoxide and amide complexes (**9a–c**) reduce CO under ambient conditions to ethynediolate containing products (**10a–c**). In the case of the amide (**9a**), further reactivity of the ethynediolate is observed; C–H activation of a methyl group of the ligand occurs by addition across the C≡C bond, forming metallocycle **11a** (Scheme 3).^{15,16} A uranium(III) complex supported by a tripodal *tris*(amido)amine ligand (**12**) also reacts with CO to form an ethynediolate (**13**), as reported by Liddle and co-workers. Notably **12** can be regenerated from the ethynediolate uranium(IV) species through further silylation and reduction steps. This creates a closed chemical loop with respect to the uranium fragment (Scheme 4).¹⁷

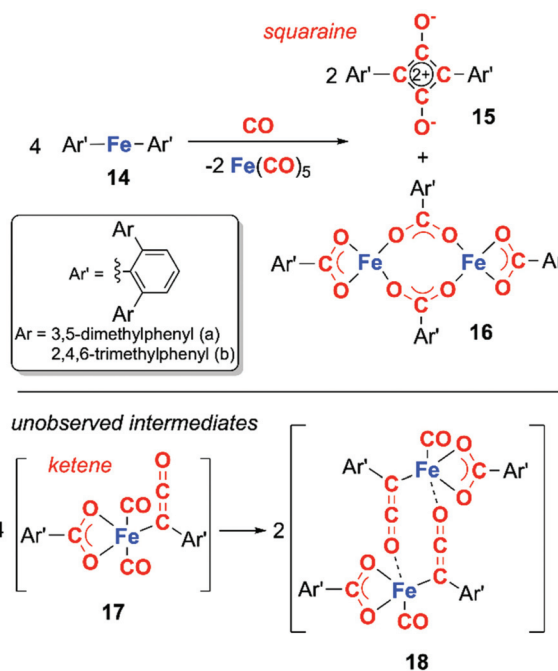
Transition metal analogues of this type reactivity are far rarer, those that are known often involve direct participation of metal–ligand bonds. For example, in 2018, Kays and co-workers reported the deoxygenative coupling of CO using *bis*(terphenyl) iron(II) complex **14** to form squaraine **15**, and



Scheme 3 Reduction of CO by uranium *tris*(amide) (**9a**) and *tris*(aryloxide) (**9b–c**) complexes to the ethynediolate (**10a–c**). Further reactivity observed for **10a** to **11a**.



Scheme 4 Reductive homologation of CO by a *tris*(amido)amine uranium(III) complex **12**. Si' = SiMe₃ or SiMe₂Ph.



Scheme 5 Deoxygenative coupling of CO to form a squaraine using *bis*(terphenyl) iron complex **14**.

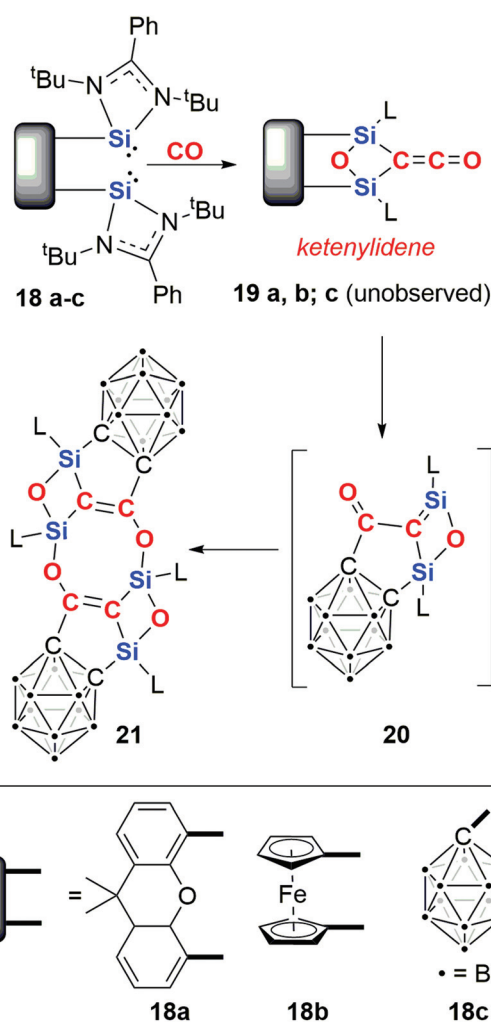
iron carboxylate complex **16** along with concomitant formation of iron pentacarbonyl (Scheme 5).¹⁸ The reaction is proposed to proceed through the ketene intermediate **17**, which derives from the fragmentation of CO into C and CO₂. Dimerisation of **17** forms **18**, which reacts with excess CO to yield the products **15** and **16**, along with concomitant elimination of iron pentacarbonyl. This system is unusual as the organometallic reagent does not reduce CO but facilitates a disproportionation of CO. Cooperativity between the two iron centres is critical in formation of the squaraine.

While the reaction of low-valent f-block compounds with CO has been studied in detail in the last two decades, analogous chemistry with main-group reagents has only recently come into focus through the study of silylenes. In contrast to the $1e^-$ reduction per metal centre of f-block complexes, silylenes function as $2e^-$ reductants per silicon(II) centre. Early



work in this area demonstrated that the addition of transient silylenes $[R_2Si:]$ ($R = \text{alkyl, aryl}$) to CO results in the formation of simple adducts of the form $[R_2Si:(CO)]$, stable only at $-196\text{ }^\circ\text{C}$.^{19–21} The CO adduct of a gallium-substituted silylene has been isolated.²² No coupling products were observed. Only through the inclusion of cooperative strategies has CO coupling been observed with these reagents.

In 2019, Driess and co-workers reported the silicon-mediated coupling of CO with a *bis*(silylene) compounds supported by dinucleating ligands incorporating either a xanthenyl (**18a**) or ferrocenyl (**18b**) backbone (Scheme 6).²³ The resultant products are 1,3-disilyloxetanes (**19a–b**) in which two silicon(IV) centres are bridged by a ketenylidene and an oxo ligand. The oxo ligand is derived from complete cleavage of a $C\equiv O$ bond. A total of $4e^-$ are transferred to two molecules of CO. Crucially, cooperativity between the silylene units is necessary for CO reduction: this type of reactivity is not observed using analogous amidinate or β -diketiminato *mono*(silylene) reagents or when the silicon sites of the *bis*(silylene) compound are separated by a distance of 6 \AA .



Scheme 6 Reductive homologation of CO to a ketenylidene ligand by a (bis)silylene.

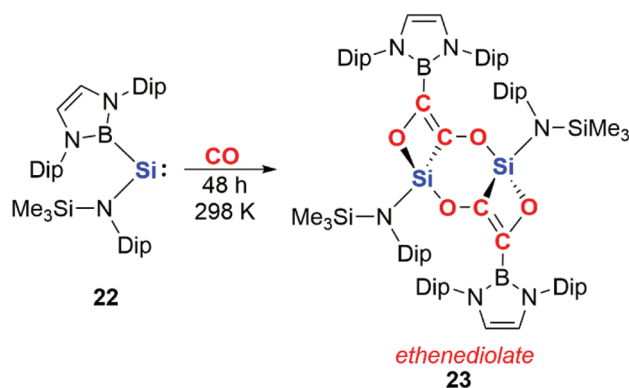
Upon modifying the dinucleating ligand to include an *ortho*-carborane backbone, a different outcome was observed.²⁴ Hence, **18c** reacts to form **21** *via* a multistep process (Scheme 6). The first step is proposed to form an identical intermediate to those observed with xanthenyl- and ferrocenyl-based ligands. In the case of the carborane-based ligand, this intermediate is unstable and reacts further with cleavage of the $Si-C_{\text{carborane}}$ bond and concomitant $C_{\text{ketene}}-C_{\text{carborane}}$ bond formation, resulting in monomer **20**. Dimerisation of **20** results in the crystallographically and spectroscopically characterised product, **21**.

More recently, it has been shown that dinuclear systems are not required for CO homologation and that cooperative effects can be achieved through intermolecular rather than intramolecular assistance. Aldridge and co-workers reported the reductive coupling of CO using a boryl-substituted acyclic silylene **22** to form an ethenediolate species **23** (Scheme 7).²⁵ The acyclic silylene **22** has previously been reported to activate H_2 ; the high reactivity of **22** has been ascribed to the strong σ -donating ability of the boryl ligand and the resultant small HOMO–LUMO gap.²⁶

(ii) Reduction of M–CO with an external reductant

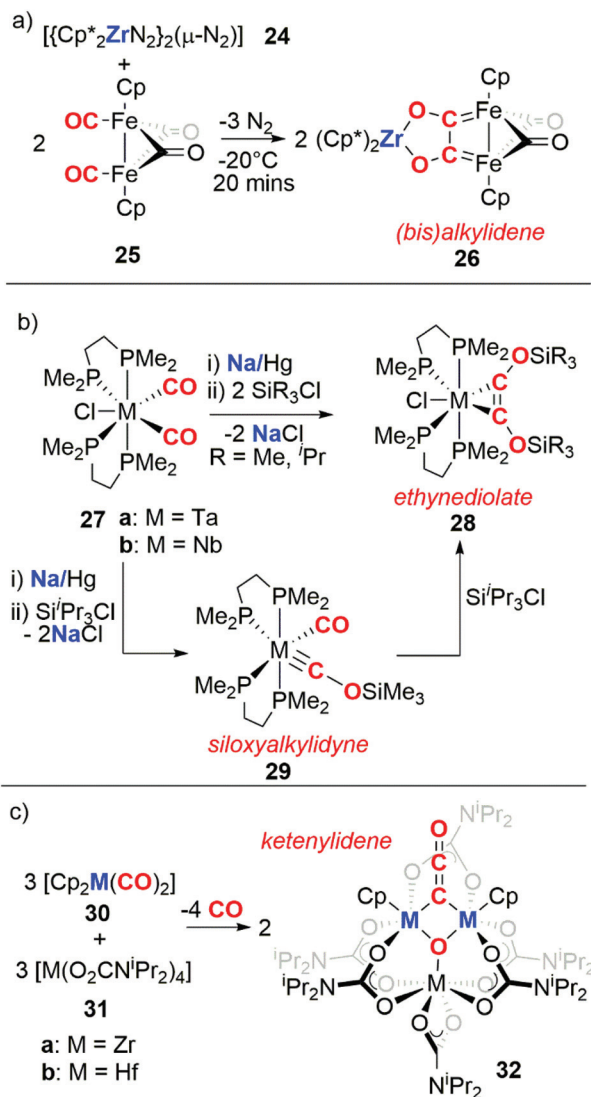
The previous section highlighted the capability of some redox-active metal centres to reduce atmospheric CO as a first step for carbon chain growth. An alternative cooperative strategy is to separate the CO binding event from the reduction and chain growth steps. To achieve this, transition metal carbonyls are typically used as the CO source, while a second low-oxidation state reagent is used as a reductant.

In 1982 Bercaw, Mertes, and co-workers reported the reaction of a zirconocene(II) reductant (**24**) with an iron carbonyl dimer (Scheme 8a).²⁷ In this reaction, **24** performs the $2e^-$ reduction of two *cis*-oriented CO ligands in **25** to form the *bis*(alkylidene) moiety **26**. Interestingly, the coupling of CO is reversible as reaction of **26** with CO regenerates **25** with concomitant formation of $[(Cp^*)_2Zr(CO)_2]$. In 1986, Lippard and co-workers reported the reductive coupling of two *cis*-disposed carbonyl ligands of a group 5 metal complex (**27**) using



Scheme 7 CO homologation by an acyclic silylene. Dip = 2,6-di-*iso*-propylphenyl.





Scheme 8 Reductive coupling of transition metal bound CO by (a) a zirconocene(ii) reductant, (b) sodium/mercury amalgam, and (c) group 4 metallocenes.

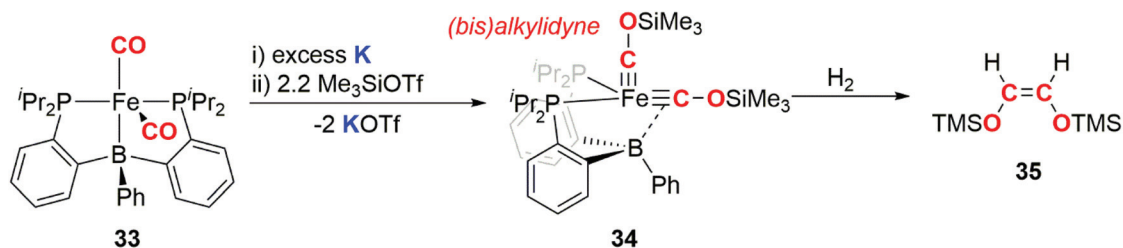
sodium amalgam as the reducing agent (Scheme 8b). Subsequent addition of two equivalents of a tri-alkylsilyl chloride (SiR_3Cl , R = Me, ^iPr) resulted in a η^2 -coordinated silylated ethynediolate (**28**).^{28,29} Reduction of **27** followed by addition of one

equivalent of tri-*iso*-propylsilyl chloride affords the siloxyalkylidyne complex **29**. Addition of a further equivalent of tri-*iso*-propylsilyl chloride to **29** confirmed it to be an intermediate *en route* to **28**.^{30,31} In 1996, Pampaloni and co-workers reported the reductive coupling of CO in which group 4 complexes played the role of both the transition metal carbonyl and the reductant (Scheme 8c). Hence, reaction of a group 4 metallocene dicarbonyl (**30a–b**) with the respective homoleptic group 4 *N,N*-dialkylcarbamate complex (**31a–b**) resulted in the formation of trinuclear metal clusters with ketenylidene ligands (**32**). The origin of the ketenylidene ligand is likely two *cis*-disposed CO units which are coupled with concomitant reductive cleavage of a CO triple bond to form a μ_3 -oxo ligand.^{32,33}

In 2013, Suess and Peters demonstrated that an iron *bis*(alkylidyne) complex derived from a metal carbonyl is capable of releasing an alkene upon hydrogenation (Scheme 9). The carbon atoms in the alkylidyne ligands originate from CO.³⁴ Reduction of iron dicarbonyl complex **33** using potassium, followed by addition of trimethylsilyl triflate resulted in generation of the *bis*(alkylidyne) complex **34**. Reaction of **34** with dihydrogen gas resulted in liberation of the C_2 fragment **35**, as exclusively the *Z*-alkene. Paramagnetic iron-containing products from the hydrogenation have eluded characterisation and are yet to be isolated. This example is notable as H_2 , a key component of syngas used in F–T catalysis, is used to achieve the dissociation of a CO derived hydrocarbon from the transition metal fragment.

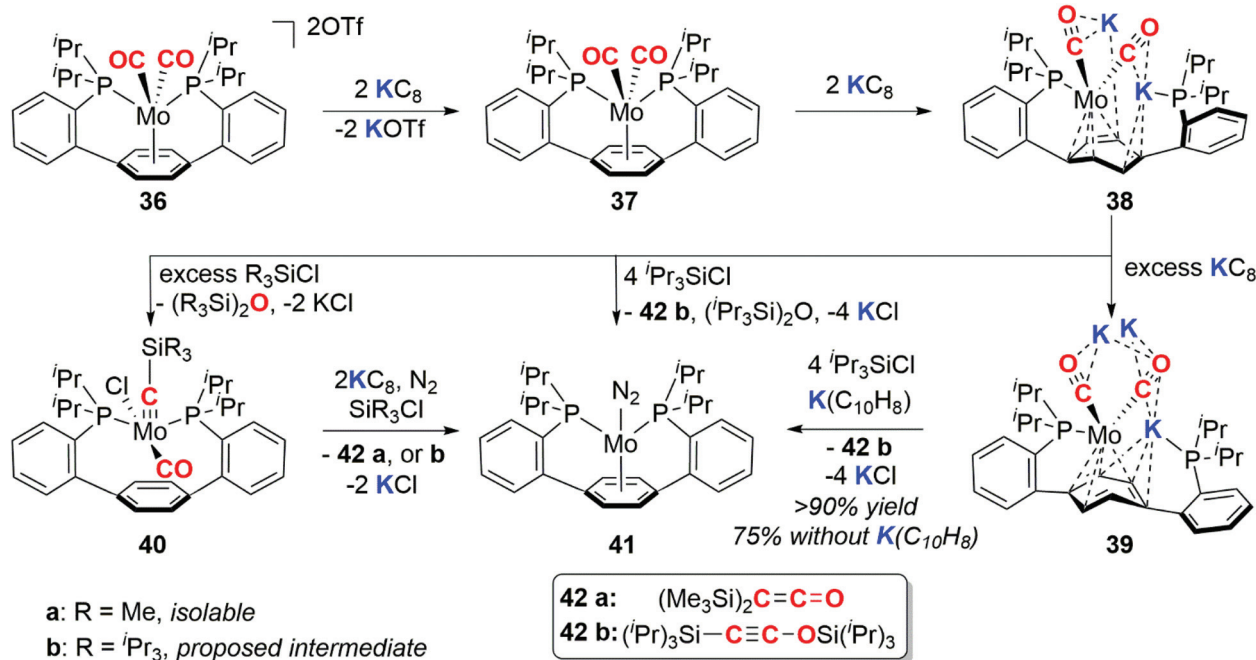
In 2016, Buss and Agapie reported the $4e^-$ deoxygenative coupling of CO using a molybdenum complex (Scheme 10).³⁵ The Mo(II) dicarbonyl complex **36** can be successively reduced to the Mo(0) **37**, Mo(–II) **38**, and Mo(–III) **39** species with 2, 4, and 7 (excess) equiv. of KC_8 respectively. The deoxygenative coupling of the CO ligands in the reduced complexes to form C_2 fragments is effected by addition of trialkylsilyl chloride and further equivalents of reductant to form either disilaketene (**42a**, R = Me) or a disilaethynolate (**42b**, R = ^iPr) products and the molybdenum dinitrogen complex **41**.

During the course of these experiments the siloxyalkylidyne intermediate **40a** was isolated. Both the structure and reactivity of **40a** parallel the reactivity of siloxyalkylidyne complexes explored by Lippard and co-workers (*vide supra*).³⁰ The P–Ar–P pincer ligand is a key design motif in this chemistry as the arene functions as a ‘reservoir of electrons’ capable of stabilising the myriad of oxidation states of molybdenum through a



Scheme 9 Reduction of CO to form a (*bis*)alkylidyne complex and reductive coupling of the (*bis*)alkylidyne to liberate a hydrocarbon fragment.





Scheme 10 Four-electron deoxygenative coupling of CO at molybdenum.

range of coordination (η^6 -, η^4 -, η^0 -) modes.³⁵ Subsequent computational and synthetic studies on the mechanism show that the C–C bond formation step proceeds *via* a (bis)alkylidene-type complex.³⁶

In 2018, our group reported the reductive homology of CO by reaction of an aluminium(i) reductant **43** with $[\text{W}(\text{CO})_6]$ (**44**), in the presence of CO gas (Scheme 11a). Three CO units are catenated from the transition-metal and chelated by the aluminium(iii) ligands, forming a [4,6] *ortho*-fused bicyclic ring system in compound **45**. Labelling experiments show that the chain contains CO units from both the tungsten hexacarbonyl reagent and atmospheric CO.³⁷

Heating **45** under an atmosphere (1 atm) of CO gas at 100 °C for 18 h results in further chain-growth from the $\{\text{C}_3\text{O}_3\}^{4-}$ to the $\{\text{C}_4\text{O}_4\}^{4-}$ species **46**. Alternatively, reaction of **45** with CO_2 at room temperature results in the observation of the reversible insertion of CO_2 into an Al–O bond of **45** forming the kinetic product **47**. The same reaction at 100 °C yields the thermodynamic product **48**, a four-carbon chain derived from the heterocoupling of CO and CO_2 . DFT calculations have been used to explore the chain-growth process. A single transition state was found to connect **45** and **46** (Scheme 11b). Likewise, the conversion of **45** to **48** involves a single step (Scheme 11c). Both can be conceptualised in terms of insertion of CO or CO_2 into the Al–C bond of the carbon chain. The interaction of CO and CO_2 with the Lewis acidic aluminium centre plays a key role in the chain-growth processes. This reaction is remarkable in that chain growth occurs with the formation of C_3 and C_4 intermediates that still have reactive sites in the form of reactive M–C bonds. This allowed the defined steps of chain-growth C_n to the C_{n+1} homologue (n

≥ 2) in a homogeneous F–T model to be observed for the first time.³⁷

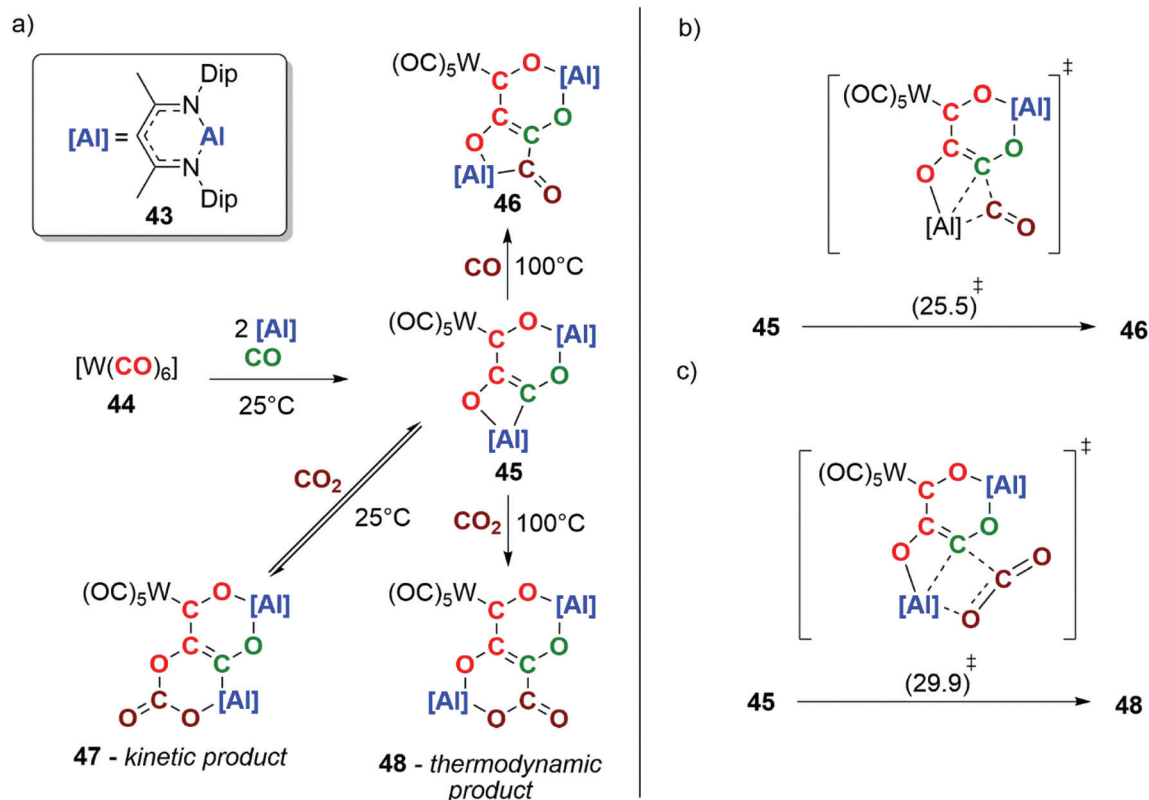
In 2019, Roesky and co-workers documented carbon chain growth of the CO ligands of $[\text{Re}_2(\text{CO})_{12}]$ using a samarium(ii) reductant, 3-2THF (Scheme 12). While 3-2THF has been shown to reductively couple two CO units to the ketenecarboxylate (*vide supra*),⁶ altering the source of CO to a rhenium carbonyl cluster **49** results in four CO units being coupled together. The coupled CO units form a bis(alkylidene) ligand bound to the rhenium centre in **50** (Scheme 12). Interestingly, CO coupling is only observed in the case of samarocene and the rhenium carbonyl: variation of the CO source to $[\text{Mn}_2(\text{CO})_{10}]$ or reductant to a bis(amidinate) supported lanthanide complex ($\text{Ln} = \text{Sm}, \text{Yb}$) yielded a suite of isocarbonyl bridged complexes but provided no evidence for carbon chain growth from CO.³⁸

(iii) Reduction of CO with M–M, B–Li, Si=Si and B=B bonds

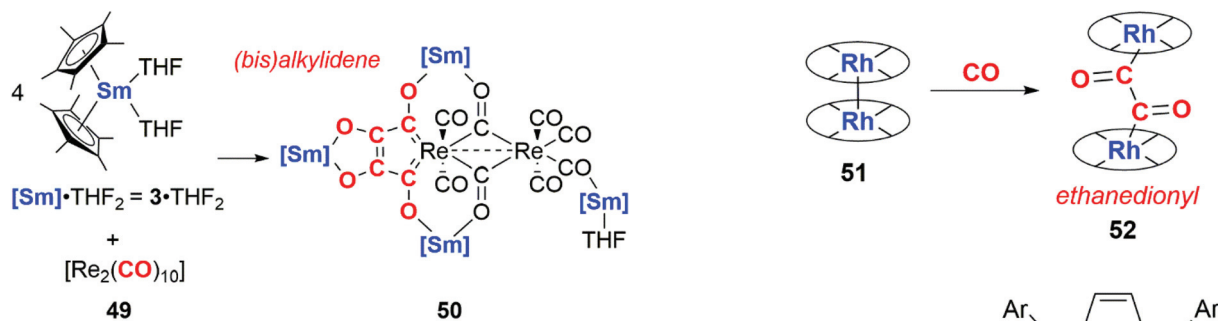
The strategies for carbon chain growth from CO outlined above involve the use of low-valent metal centres which can transfer electrons to CO to initiate a chain growth sequence. An alternative approach to CO homologation involves the use of low-oxidation state compounds that possess a metal–metal or element–element bond. These bonds are potential reactive sites, and reduction of CO can occur by transfer of electrons in the bond to the substrate with concomitant oxidation of the metal centres. The cooperative action of two reactive sites, this time connected directly through a bond in the ground state of the starting material, is a key consideration for the reaction with CO.

Wayland and co-workers first utilised this strategy in 1989. They reported the selective dimerisation of CO using a





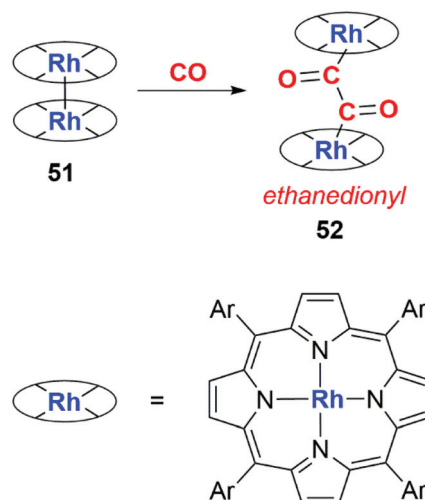
Scheme 11 a) Experimentally determined CO coupling and chain-growth processes. Dip = 2,6-di-isopropylphenyl. DFT calculated transition states for (b) the insertion of CO into the Al–C bond of 45 and (c) the insertion of CO₂ into the Al–C bond of 45. Calculations performed using the ω B97x functional (Gibbs free energies in kcal mol⁻¹).



Scheme 12 Homologation of rhenium bound CO units using a samarocene reductant.

rhodium porphyrin dimer (51) containing a Rh–Rh bond (Scheme 13). The product of reductive coupling is an ethanedionyl complex derived from the double insertion of CO into the Rh–Rh bond. The product (52) was not amenable to NMR or solid state characterisation and was inferred through IR studies on ¹²CO and ¹³CO isotopomers.³⁹

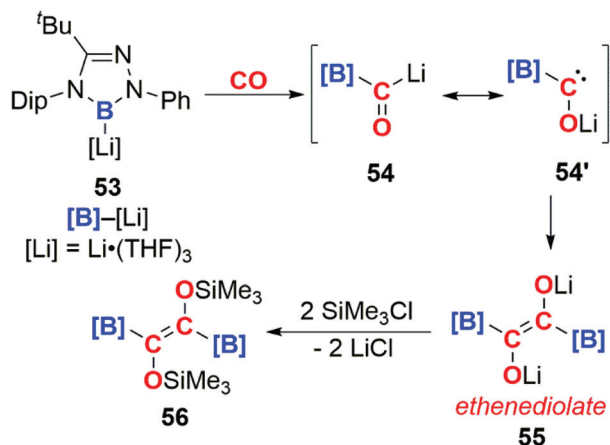
In 2016, Kinjo and co-workers reported the isolation of the boryllithium compound 53 (Scheme 14). Insertion of CO into the B–Li bond of this highly reactive species forms the boracyllithium 54, with tautomerises to 54'. Dimerisation of 54' results in the lithium ethenediolate 55 which has been tenta-



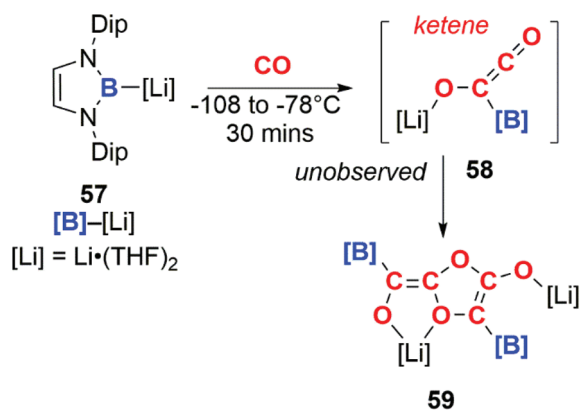
Scheme 13 Formation of an ethanedionyl ligand from CO using rhodium porphyrin dimer 47. Ar = 3,5-dimethylphenyl.

tively assigned using ¹¹B NMR spectroscopy. 55 is unstable and can only be observed transiently, however reaction with trimethylsilyl chloride allows the isolation of 56, which has been structurally characterised. Overall the reaction results in the reductive coupling and functionalisation of two CO molecules.





Scheme 14 Formation of an ethenediolate from boryllithium 49. Dip = 2,6-di-iso-propyl-phenyl.

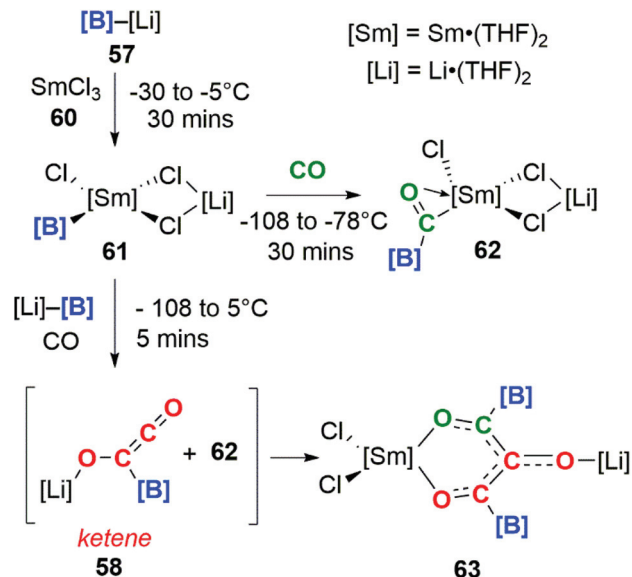


Scheme 15 Tetramerisation of CO by a boryllithium.

The high polarity of the B–Li bond is thought to be important in determining the reaction of 53 with CO, no reaction is observed for analogous [B]–M (M = Mg, Al, Au, Zn, Sb, Bi) complexes.⁴⁰

In a similar manner, boryllithium 57 reacts with CO to form an unobserved ketene (58), which dimerises above -78°C to form the isolable product 59 (Scheme 15).⁴¹

Incorporating SmCl_3 into this reaction gave a completely different result (Scheme 16). Samarium(III) chloride (60) and boryllithium 57 react to yield samarium(III) boryl complex 61, which in the presence of CO can go on to form the bora-acyl samarium complex, 62. 62 is proposed to originate from the insertion of CO into the Sm–B bond of 61 and similar reactivity has been observed before.⁴² If the reaction with CO occurs in the presence of an excess of 57 both 58 and 62 can be generated *in situ*. These intermediates can combine to form a C_3 carbon chain bearing both Sm and Li substituents, 63. Both isotopic labelling experiments and DFT calculations support the proposed mechanism. The tandem cooperative CO homologation strategy employed to access a C_3 product (63), pro-



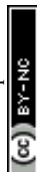
Scheme 16 Trimerisation of CO by a boryllithium/ SmCl_3 .

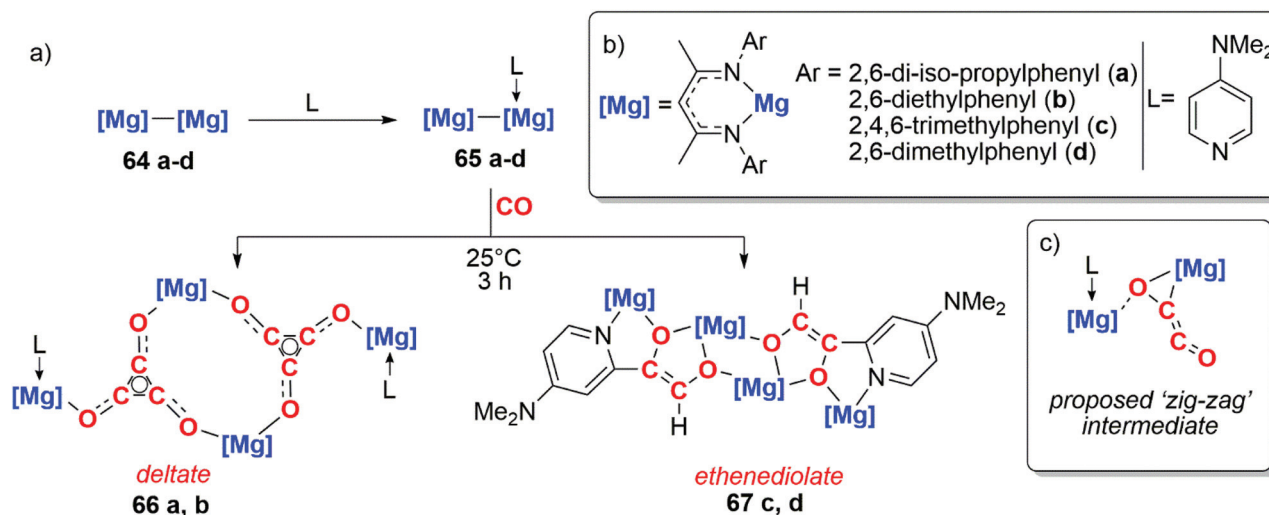
vides a novel approach towards the construction and elaboration of carbon chains.

The use of well-defined s-block metal complexes to reductively couple CO was first reported in 2019 by Jones, Maron and co-workers (Scheme 17a).^{43,44} Reaction of a magnesium(I) dimer 64a–d with one equivalent of a donor ligand (L = DMAP) yields an asymmetric derivative of the parent dimer 65a–d (Scheme 17a and b). Remarkably, while the parent dimer does not react with CO, the ligated dimer reduces CO and forms carbon chains. Sterically bulkier magnesium centres (64a–b) yield the deltate $\{\text{C}_3\text{O}_3\}^{2-}$, while comparatively less crowded magnesium centres (64c–d) yield a bridging ethenediolate $\{\text{C}_2\text{O}_2\}^{2-}$. The steric profile of the magnesium centres controlling the degree of CO homologation parallels observations by Cloke and co-workers when studying uranocene reductants.^{8–12}

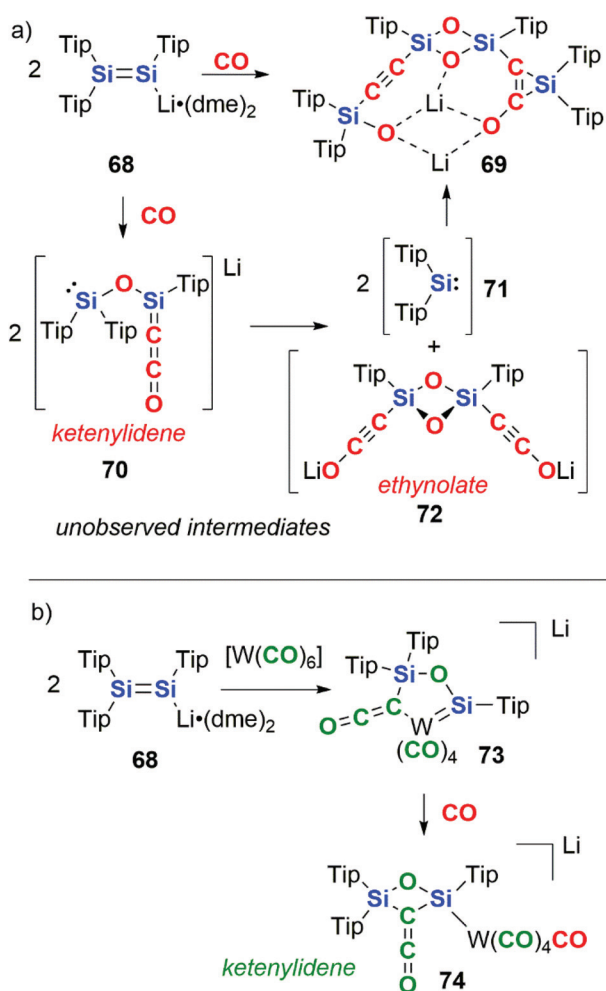
DFT calculations were employed to investigate the mechanism of chain growth. Insertion of CO into the Mg–Mg bond followed by insertion of a second equivalent of CO into the Mg–C bond results in formation of a ‘zig-zag’ intermediate (Scheme 17c).^{43,44} This ‘zig-zag’ intermediate bears a striking resemblance to the proposed intermediate in the ethynediolate formation with mixed uranocene complexes reported by Cloke and co-workers (*vide supra*). A barrierless insertion of a third equivalent of CO into the Mg–C bond results in formation of the deltate for compounds 66a–b. From the same intermediate, insertion into an *ortho* C–H bond of the DMAP ligand followed by isomerisation results in the ethenediolate products 67c–d.

In 2015, Scheschkewitz and co-workers reported the reductive coupling of CO by the disilenide compound 68. 68 contains a Si=Si bond and the Si centres act in a cooperative manner in the reduction of CO (Scheme 18a).⁴⁵ The complete cleavage of the CO triple bond is achieved resulting in the for-





Scheme 17 (a) Formation of the deltate and ethenediolate products from activated magnesium(i) dimers. (b) Structure of Mg–Mg compounds. (c) Proposed zig-zag intermediate.



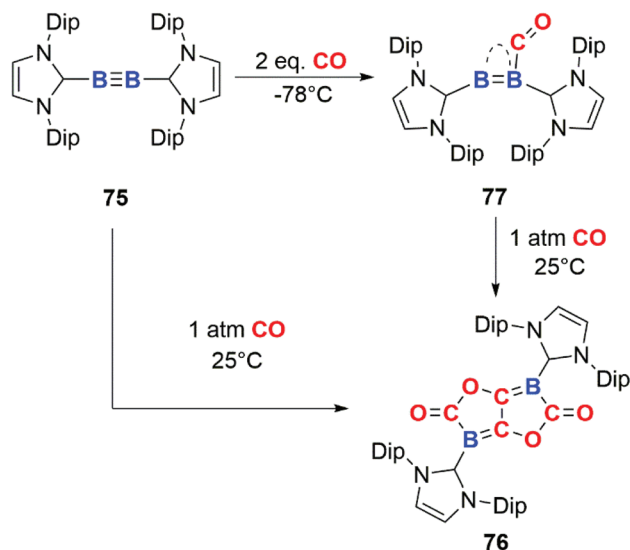
Scheme 18 Disilene reactivity with (a) CO and (b) tungsten hexacarbonyl. Tip = 2,4,6-tri-isopropylphenyl, dme = 1,2-dimethoxyethane.

mation of a silanone dimer with pendant alkynylsilyl and silylene groups, **69**. Two CO units are coupled per Si=Si, with the Si=Si bond providing $4e^-$ in the reaction. The mechanism is proposed to proceed through a key intermediate **70** in which two CO units form a ketenylidene moiety along with concomitant cleavage of a CO triple bond to form a bridging oxo ligand. **70** is proposed to undergo a ligand metathesis to form two equiv. of silylene **71** and ethynolate **72**. The extruded silylene units then recombine with **72** by (2 + 1) cycloaddition to the C=C bond and oxidative addition to the C–OLi bond resulting in formation of the final product **69**.

Altering the source of CO to a transition metal carbonyl complex changes the observed reactivity (Scheme 18b).⁴⁵ Hence, reaction of **68** with $[\text{W}(\text{CO})_6]$, allows for the isolation of a ketenylidene-ligated group 6 metal–silylene complex, **73**. Reaction of **73** with a further equivalent of CO gas liberates the ketenylidene ligand from the transition metal, resulting in the formation of a 2,4-disilaoxetane **74**. In these reactions, the carbon units that make up the chain can be derived from both atmospheric CO as well as transition-metal bound CO units.

In 2013, Braunschweig and co-workers documented the reductive coupling of four CO units at B=B bond through reaction of CO with diboryne **75** (Scheme 19). The reaction is unusual due to the head-to-tail coupling of two CO units to form an ethenediolate species, **76**. Most examples of CO homologation involve head-to-head dimerization and C–C bond formation rather than C–O bond formation. The stoichiometric addition of 1 equiv. of CO to **75** affords a coordination compound **77** in which CO act as a ligand. The CO ligand is coordinated to the two boron centres in a semi-bridging fashion. The long C=O bond distance (1.249(2) Å) provides structural evidence for back-donation from the B_2 unit to the π^* orbital of CO.⁴⁶ A number of related examples of this type of interaction of CO with boron sites are known.⁴⁷ The N-heterocyclic





Scheme 19 CO reduction and homologation at a diboryne centre. Dip = 2,6-di-iso-propyl-phenyl. Compound 77 has been represented as reported in ref. 46.

carbene (NHC) ligands on the diboryne unit play an important role in determining the reactivity toward CO.⁴⁸ The stabilisation of the singlet ground state of the B₂ permits back-donation from the triple bond in B₂ into the π* antibonding of CO, allowing both binding and activation of CO akin to transition-metal reactivity.⁴⁹ Addition of excess CO to 77 affords the homologation product 76.

Summary and perspective

Cooperative strategies have emerged as a key feature in CO homologation. Through the use of two or more metal centres, the discrete coordination, reduction, and finally C–C bond formation steps can be achieved. In many cases either proposed transition states or intermediates involve the cooperative action of two or more reactive sites with CO. This approach also provides a coordination framework made of multiple sites which can support the growing carbon chain.

The mechanism of any chain growth sequence using CO (or CO₂) as a C₁ building block to form C_n chains can be conceptualised in terms of initiation, propagation, and termination events. In the long term, the detailed understanding of each of these events may allow for the development of methods to convert CO and CO₂ to higher-value products with greater selectivity and ultimately pave the way for catalytic methods.

The initial activation of CO often involves the formation of a metal–carbon bond. Formation of the metal–carbon bonds occurs most commonly through coordination of CO to a metal-centre. In a number of cases described herein, metal carbonyls have been computationally shown to be key intermediates. Isolable transition metal–carbonyl complexes have also been used as the CO source in homologation strategies. In

the case of the latter approach, geometric and electronic restrictions on CO reactivity provide insight into the C–C bond formation process on heterogeneous F–T catalysts. Geometrically, a *cis* carbonyl relationship has been observed in numerous systems to be critical in transition-metal mediated chain-growth steps. Electronically, transition-metal bound CO units are shown to react with low-oxidation state compounds where atmospheric CO is inert.

Following the generation of a reactive organometallic intermediate from CO, the formation of C–C bonds occurs in the propagation stage, resulting in growth of a carbon chain. In almost all studies, this is studied computationally as these reactive intermediates are transient species and only the final chain-growth products are experimentally isolated and characterised.

For the model complexes described herein, the termination of chain-growth usually involves the formation of stable M–O bonds. Comparatively few studies have demonstrated the dissociation of the carbon chain from the metal sites. The onward reaction of the carbon chain and liberation from the metal fragments is essential for the development of catalytic processes. Trialkylsilyl halides have been used as hydrogen surrogates to liberate carbon chains from metal complexes. The hydrogenative coupling of CO-derived *bis*(alkylidyne) ligands reported by Suess and Peters is the only example to-date where dihydrogen is used to displace a transition-metal bound carbon chain. A detailed mechanistic understanding of the reactivity of dihydrogen with metal-bound carbon chains is currently unknown and also critical to both developing F–T models, as well as catalytic homogeneous chemistry.

As the field develops, we anticipate that more strategies will arise to couple CO units together at metal centres. The study of these numerous disparate systems will build a clearer understanding of CO reactivity. Ultimately this understanding has the potential to culminate in catalytic methodologies where the controlled coupling of CO to value-added products is achieved.

Conflicts of interest

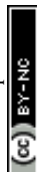
There are no conflicts to declare.

Acknowledgements

We thank Imperial College London for the award of a President's Scholarship, the Royal Society of Chemistry for the award of a Sir Geoff Wilkinson Dalton Poster Prize that led to this article, and the EPSRC (EP/S036628/1).

References

- 1 S. S. Ail and S. Dasappa, *Renewable Sustainable Energy Rev.*, 2016, **58**, 267–286.



- 2 R. B. Anderson, R. A. Friedel and H. H. Storch, *J. Chem. Phys.*, 1951, **19**, 313–319.
- 3 N. M. West, A. J. M. Miller, J. A. Labinger and J. E. Bercaw, *Coord. Chem. Rev.*, 2011, **255**, 881–898.
- 4 J. Liebig, *Liebigs Ann.*, 1834, **11**, 182.
- 5 W. Büchner and E. Weiss, *Helv. Chim. Acta*, 1964, **47**, 1415–1423.
- 6 W. J. Evans, J. W. Grate, L. A. Hughes, H. Zhang and J. L. Atwood, *J. Am. Chem. Soc.*, 1985, **107**, 3728–3730.
- 7 W. J. Evans, D. S. Lee, J. W. Ziller and N. Kaltsoyannis, *J. Am. Chem. Soc.*, 2006, **128**, 14176–14184.
- 8 O. T. Summerscales, F. G. N. Cloke, P. B. Hitchcock, J. C. Green and N. Hazari, *Science*, 2006, **311**, 829–831.
- 9 O. T. Summerscales, F. G. N. Cloke, P. B. Hitchcock, J. C. Green and N. Hazari, *J. Am. Chem. Soc.*, 2006, **128**, 9602–9603.
- 10 A. S. Frey, F. G. N. Cloke, P. B. Hitchcock, I. J. Day, J. C. Green and G. Aitken, *J. Am. Chem. Soc.*, 2008, **130**, 13816–13817.
- 11 N. Tsoureas, O. T. Summerscales, F. G. N. Cloke and S. M. Roe, *Organometallics*, 2013, **32**, 1353–1362.
- 12 D. McKay, A. S. P. Frey, J. C. Green, F. G. N. Cloke and L. Maron, *Chem. Commun.*, 2012, **48**, 4118–4120.
- 13 J. Parry, E. Carmona, S. Coles and M. Hursthouse, *J. Am. Chem. Soc.*, 1995, **117**, 2649–2650.
- 14 W. J. Evans, S. A. Kozimor, G. W. Nyce and J. W. Ziller, *J. Am. Chem. Soc.*, 2003, **125**, 13831–13835.
- 15 P. L. Arnold, Z. R. Turner, R. M. Bellabarba and R. P. Tooze, *Chem. Sci.*, 2010, **2**, 77–79.
- 16 S. M. Mansell, N. Kaltsoyannis and P. L. Arnold, *J. Am. Chem. Soc.*, 2011, **133**, 9036–9051.
- 17 B. M. Gardner, J. C. Stewart, A. L. Davis, J. McMaster, W. Lewis, A. J. Blake and S. T. Liddle, *Proc. Natl. Acad. Sci. U. S. A.*, 2012, **109**, 9265–9270.
- 18 H. R. Sharpe, A. M. Geer, L. J. Taylor, B. M. Gridley, T. J. Blundell, A. J. Blake, E. S. Davies, W. Lewis, J. McMaster, D. Robinson and D. L. Kays, *Nat. Commun.*, 2018, **9**, 3757.
- 19 M. A. Pearsall and R. West, *J. Am. Chem. Soc.*, 1988, **110**, 7228–7229.
- 20 R. Becerra and R. Walsh, *J. Am. Chem. Soc.*, 2000, **122**, 3246–3247.
- 21 H. Bornemann and W. Sander, *J. Organomet. Chem.*, 2002, **641**, 156–164.
- 22 C. Ganesamoorthy, J. Schoening, C. Wölper, L. Song, P. R. Schreiner and S. Schulz, *Nat. Chem.*, 2020, DOI: 10.1038/s41557-020-0456-x.
- 23 Y. Wang, A. Kostenko, T. J. Hadlington, M.-P. Luecke, S. Yao and M. Driess, *J. Am. Chem. Soc.*, 2019, **141**, 626–634.
- 24 Y. Xiong, S. Yao, T. Szilvási, A. Ruzicka and M. Driess, *Chem. Commun.*, 2020, **56**, 747–750.
- 25 A. V. Protchenko, P. Vasko, D. C. H. Do, J. Hicks, M. Á. Fuentes, C. Jones and S. Aldridge, *Angew. Chem., Int. Ed.*, 2019, **58**, 1808–1812.
- 26 A. V. Protchenko, K. H. Birjkumar, D. Dange, A. D. Schwarz, D. Vidovic, C. Jones, N. Kaltsoyannis, P. Mountford and S. Aldridge, *J. Am. Chem. Soc.*, 2012, **134**, 6500–6503.
- 27 D. H. Berry, J. E. Bercaw, A. J. Jircitano and K. B. Mertes, *J. Am. Chem. Soc.*, 1982, **104**, 4712–4715.
- 28 P. A. Bianconi, I. D. Williams, M. P. Engeler and S. J. Lippard, *J. Am. Chem. Soc.*, 1986, **108**, 311–313.
- 29 P. A. Bianconi, R. N. Vrtis, C. Pulla Rao, I. D. Williams, M. P. Engeler and S. J. Lippard, *Organometallics*, 1987, **6**, 1968–1977.
- 30 R. N. Vrtis and S. J. Lippard, *Isr. J. Chem.*, 1990, **30**, 331–341.
- 31 R. N. Vrtis, C. P. Rao, S. Warner and S. J. Lippard, *J. Am. Chem. Soc.*, 1988, **110**, 2669–2670.
- 32 F. Calderazzo, U. Englert, A. Guarini, F. Marchetti, G. Pampaloni and A. Segre, *Angew. Chem., Int. Ed. Engl.*, 1994, **33**, 1188–1189.
- 33 F. Calderazzo, U. Englert, A. Guarini, F. Marchetti, G. Pampaloni, A. Segre and G. Tripepi, *Chem. – Eur. J.*, 1996, **2**, 412–419.
- 34 D. L. M. Suess and J. C. Peters, *J. Am. Chem. Soc.*, 2013, **135**, 12580–12583.
- 35 J. A. Buss and T. Agapie, *Nature*, 2016, **529**, 72–75.
- 36 J. A. Buss and T. Agapie, *J. Am. Chem. Soc.*, 2016, **138**, 16466–16477.
- 37 R. Y. Kong and M. R. Crimmin, *J. Am. Chem. Soc.*, 2018, **140**, 13614–13617.
- 38 R. Yadav, T. Simler, M. T. Gamer, R. Köppe and P. W. Roesky, *Chem. Commun.*, 2019, **55**, 5765–5768.
- 39 B. B. Wayland, A. E. Sherry and V. L. Coffin, *J. Chem. Soc., Chem. Commun.*, 1989, 662–663.
- 40 W. Lu, H. Hu, Y. Li, R. Ganguly and R. Kinjo, *J. Am. Chem. Soc.*, 2016, **138**, 6650–6661.
- 41 B. Wang, G. Luo, M. Nishiura, Y. Luo and Z. Hou, *J. Am. Chem. Soc.*, 2017, **139**, 16967–16973.
- 42 B. Wang, X. Kang, M. Nishiura, Y. Luo and Z. Hou, *Chem. Sci.*, 2015, **7**, 803–809.
- 43 K. Yuvaraj, I. Douair, A. Paparo, L. Maron and C. Jones, *J. Am. Chem. Soc.*, 2019, **141**, 8764–8768.
- 44 K. Yuvaraj, I. Douair, D. D. L. Jones, L. Maron and C. Jones, *Chem. Sci.*, 2020, **11**, 3516–3522.
- 45 M. Majumdar, I. Omlor, C. B. Yildiz, A. Azizoglu, V. Huch and D. Scheschkewitz, *Angew. Chem., Int. Ed.*, 2015, **54**, 8746–8750.
- 46 H. Braunschweig, T. Dellermann, R. D. Dewhurst, W. C. Ewing, K. Hammond, J. O. C. Jimenez-Halla, T. Kramer, I. Krummenacher, J. Mies, A. K. Phukan and A. Vargas, *Nat. Chem.*, 2013, **5**, 1025–1028.
- 47 H. Braunschweig, R. D. Dewhurst, F. Hupp, M. Nutz, K. Radacki, C. W. Tate, A. Vargas and Q. Ye, *Nature*, 2015, **522**, 327–330.
- 48 N. Holzmann, M. Hermann and G. Frenking, *Chem. Sci.*, 2015, **6**, 4089–4094.
- 49 H. Zhang, Z. Cao, W. Wu and Y. Mo, *Angew. Chem., Int. Ed.*, 2018, **57**, 13076–13081.

