









 Cite this: *Chem. Commun.*, 2020, 56, 2256

 Received 20th November 2019,  
Accepted 17th January 2020

DOI: 10.1039/c9cc09048g

rsc.li/chemcomm

## Highly regioselective ring-opening of epoxides with amines: a metal- and solvent-free protocol for the synthesis of $\beta$ -amino alcohols†

 Dong Li,  Jing Wang,  Shibo Yu,  Silei Ye,  Wenjie Zou,   
Hongbin Zhang \* and Jingbo Chen \*

**We herein report a metal- and solvent-free acetic acid-mediated ring-opening reaction of epoxides with amines. This process provides  $\beta$ -amino alcohols in high yields with excellent regioselectivity. Importantly, this epoxide ring-opening protocol can be used for the introduction of amines in natural products during late-stage transformations.**

$\beta$ -Amino alcohols are important building blocks for the synthesis of a wide range of biologically active natural and synthetic products, such as natural alkaloids, unnatural amino acids, chiral auxiliaries and pharmaceuticals.<sup>1</sup> The most practical and widely used method for preparation of  $\beta$ -amino alcohols is unarguably the ring-opening reaction of epoxides with amines. The direct aminolysis of epoxides, however, usually suffers from lower yields and requires the use of excess amine, long reaction times and hazardous solvents because of the low nucleophilicity of the amines, especially in the cases of aromatic and sterically bulky amines.<sup>2</sup> Methods reported in the literature for the epoxide ring-opening reaction with amines are mainly focused on reactions mediated by a range of catalysts, activators and promoters, including silica gel, alumina, zeolite, modified montmorillonite clay,<sup>3</sup> ionic liquids,<sup>4</sup> solid acids<sup>5</sup> and various Lewis acids<sup>6</sup> (the vast majority as metal salts) in the presence or absence of a solvent. Although the reactions catalyzed by metal Lewis acids can proceed smoothly to give the  $\beta$ -amino alcohol in good to excellent yields,<sup>7</sup> they involve toxic metal salts, and the separation, recovery and recycling of expensive or air-sensitive catalysts is also difficult.

In recent years, metal-free reactions have gained increasing attention in the fine chemical and pharmaceutical industry, and, in most cases, metal-free conditions could completely avoid the above-mentioned shortcomings.<sup>8</sup> Solvent-free reactions are also becoming popular because of their environmental

benignancy, low cost and low energy consumption.<sup>9</sup> Few reports have been published dealing with aminolysis of epoxides under metal- and solvent-free conditions, and the reported examples are limited to liquid epoxides and amines with small molecular weight.<sup>10</sup> To the best of our knowledge, the aminolysis of epoxides with amines using carboxylic acid as promoter has not been reported.

Regioselectivity has now become an important focus for the ring-opening reaction of unsymmetrical epoxides, where obtaining one regioisomer exclusively is extremely difficult to achieve. Coates' work describes some valuable results on a catalyst-controlled regioselective ring opening of unbiased *trans*-2,3-disubstituted epoxides.<sup>6f</sup> Islam *et al.* realized a completely regioselective ring-opening of epoxides with various amines under solvent-free conditions by using a mesoporous TiO<sub>2</sub>-Fe<sub>2</sub>O<sub>3</sub> mixed oxide material or mesoporous chiral material Fe@SBSAL as a recyclable heterogeneous catalyst.<sup>9a,b</sup> With trifluoroethanol as reusable promoter and solvent, Heydari *et al.* provided a facile and efficient synthesis of  $\beta$ -amino alcohols with excellent regioselectivity.<sup>10a</sup> Most other related methodologies provide a mixture of two regioisomers.

In this paper, we report a metal- and solvent-free ring-opening procedure of symmetrical and unsymmetrical epoxides with various aromatic and aliphatic amines.  $\beta$ -Amino alcohols, the title compounds, can be obtained in high yields with excellent regioselectivity through acetic acid mediated aminolysis of epoxides (see ESI,† Table S2 for a comparison between the performance and regioselectivity of our acetic acid-catalytic study with that of other related reported systems).

To verify the assumption that organic acids would be good promoters for the opening of epoxide rings with amines, we began our investigations by choosing cyclohexene oxide and aniline as the model substrates (Table 1).

In the absence of promoter, only a trace amount of  $\beta$ -amino alcohol was obtained after 1 h reaction at room temperature (Table 1, entry 1). TfOH and TsOH both accelerated this ring-opening reaction (Table 1, entries 2 and 3), but also resulted in the formation of unknown by-products.

Key Laboratory of Medicinal Chemistry for Natural Resources, Ministry of Education and Yunnan Province, School of Chemical Science and Technology, Yunnan University Kunming, 650091, P. R. China. E-mail: zhanghb@ynu.edu.cn, chenjb@ynu.edu.cn

† Electronic supplementary information (ESI) available. See DOI: 10.1039/c9cc09048g

Table 1 Catalyst screening with organic acids<sup>a</sup>


Entry	Catalyst (eq.)	T/°C	Time/min	Yield <sup>b</sup> (%)
1	—	rt	60	Trace
2	TfOH (1.0)	rt	60	68
3	TsOH (1.0)	rt	60	82
4	CF <sub>3</sub> COOH (1.0)	rt	60	90
5	HCOOH (1.0)	rt	60	75
6	CH <sub>3</sub> COOH (1.0)	rt	60	99
7	C <sub>2</sub> H <sub>5</sub> COOH (1.0)	rt	60	85
8	<i>n</i> -C <sub>3</sub> H <sub>7</sub> COOH (1.0)	rt	60	76
9	CH <sub>3</sub> COOH (1.0)	40	50	99
10	CH <sub>3</sub> COOH (1.0)	70	40	99
11	CH <sub>3</sub> COOH (1.0)	100	30	98
12	CH <sub>3</sub> COOH (1.0)	rt	20	86
13	CH <sub>3</sub> COOH (1.0)	rt	40	94
14	CH <sub>3</sub> COOH (0.5)	rt	60	83
15	CH <sub>3</sub> COOH (0.1)	rt	60	72

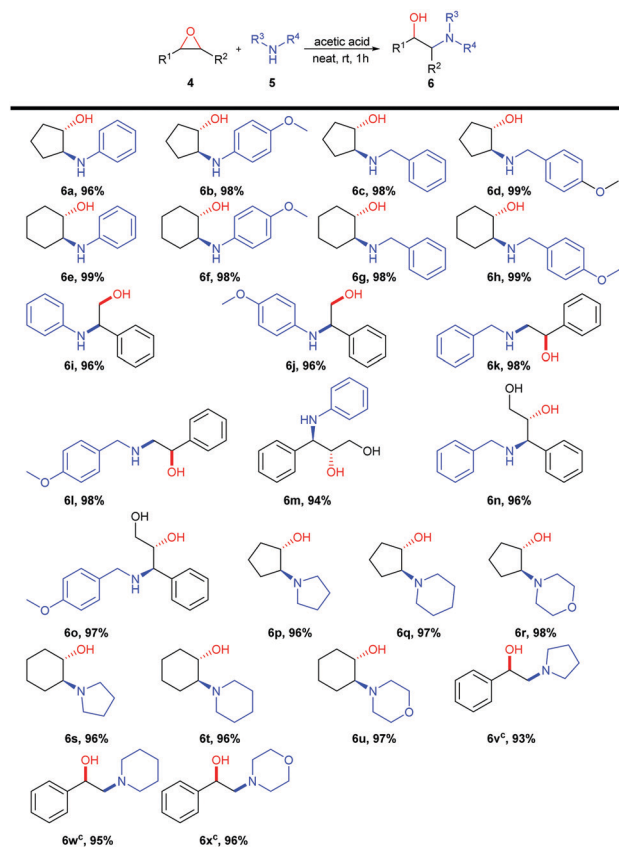
<sup>a</sup> Reactions were conducted on a 3.05 mmol scale using 1.0 equiv. epoxide, 1.05 equiv. amine. <sup>b</sup> Isolated yields after column chromatography.

Among the carboxylic acids used (Table 1, entries 4–15), trifluoroacetic acid and acetic acid (Table 1, entries 4 and 6) provided the best yields. Considering the low-cost and lack of toxicity, acetic acid was selected as the promoter for further optimization of the reaction conditions. It is reasonable that the pK<sub>a</sub> of the acidic promoter is positively related to the degree of activation of the epoxide, however, too strong an acidic medium would lead to decomposition of the epoxide and reduce the yield of the β-amino alcohol (see ESI,† Table S1 for a correlation between the pK<sub>a</sub> and catalytic performance of selected organic acids).

We next optimized the reaction temperature (Table 1, entry 6 and entries 9–11) and the quantity of acetic acid for this reaction (Table 1, entry 6 and entries 14 and 15). Although higher temperature reduced the reaction time, room temperature (*ca.* 25 °C) is adequate for this reaction. The reaction did not go to completion when less than 1.0 eq. of acetic acid was used (Table 1, entries 14 and 15).

With the optimal reaction conditions in hand (Table 1, entry 6), the generality of this new method was studied using various epoxides and amines (Table 2). To our delight, β-amino alcohols were obtained in excellent yields. High regioselectivities of this reaction were observed for unsymmetrical epoxides. With aliphatic amines being used, the less hindered side of the epoxide rings was attacked to yield secondary alcohols (Table 2, **6k**, **6l**, **6v**, **6w** and **6x**). The regioselectivities were reversed when aromatic amines were used (Table 2, **6i** and **6j**, Scheme 1). Because of the presence of a neighboring hydroxyl group, *trans*-2,3-epoxycinnamyl alcohol provided β-amino alcohols by opening the benzylic position of the epoxide (Table 2, **6m–o**) with both aliphatic and aromatic amines (see ESI,† Fig. S1 for a plausible mechanism for this regioselectivity).


Encouraged by the successful results described above, we next extended our metal- and solvent-free method for the ring-opening

Table 2 Ring-opening reactions of epoxides with amines mediated by acetic acid<sup>a,b</sup>

<sup>a</sup> Reactions were conducted on a 3.05 mmol scale using 1.0 equiv. epoxide, 1.05 equiv. amine and 1.0 equiv. acetic acid. <sup>b</sup> Isolated yields after column chromatography. <sup>c</sup> Reactions were conducted on a 3.05 mmol scale using 1.0 equiv. epoxide, 2.0 equiv. amine and 1.0 equiv. acetic acid.

Scheme 1 Gram-scale synthesis of 6β-aminosteroid.

reactions of sterically hindered steroidal epoxides, with the aim of synthesizing biologically active aminosteroids. It has always been an issue for solvent-free reactions involving a solid-state reactant with high melting point because of the poor mixing effect. Fortunately, a gel-state emerged when the steroidal 5α,6α-epoxide (**7**) mixed with (4-methoxyphenyl) methanamine and acetic acid upon heating to 60–150 °C. Optimizing the reaction temperature and the amount of acetic acid (Table 3) provided the best conditions, namely 4.0 equivalents of acetic acid and stirring at 150 °C for 2 hours. The target product was obtained in 98% yield (Table 3, entry 7). Several substrates were tested under the optimized conditions and the results are summarized in Table 4.

Table 3 Optimization of reaction conditions<sup>a</sup>


Entry	Acetic acid (equiv.)	Temp./°C	Yield <sup>b</sup> (%)
1	1	60	23
2	1	100	30
3	1	150	40
4	1	180	40
5	2	150	64
6	3	150	82
7	4	150	98
8	5	150	98

<sup>a</sup> Reactions were conducted on a 0.5 mmol scale using 1.0 equiv. epoxide, 8.0 equiv. amine. <sup>b</sup> Isolated yields after chromatographic purification.

Table 4 Synthesis of 6β-aminosteroids **10** by the aminolysis of epoxy-steroids with amines<sup>a,b</sup>

<sup>a</sup> Reactions were conducted on a 0.5 mmol scale using 1.0 equiv. epoxide, 4.0 equiv. acetic acid, 8.0 equiv. amine. <sup>b</sup> Isolated yields after chromatographic purification.

We further explored the scalability and demonstrated the synthetic value of this method through the gram-scale synthesis of 6β-aminosteroid (**9**). The epoxide **7** (5.0 g, 0.012 mol) was combined with amine **8** (13.3 g, 0.096 mol) and acetic acid (3.0 g, 0.048 mol), heating at 150 °C for 2 h, followed by workup and purification on silica gel column chromatography afforded 6.3 g of **9** (97% yield, Scheme 1).

As seen from Fig. 1, the true catalytic species is the nitrogen-onium ion (**I**) formed by acetic acid and amine. In path A, the more acidic **I** was derived from weakly basic PhNH<sub>2</sub>. Subsequent bonding

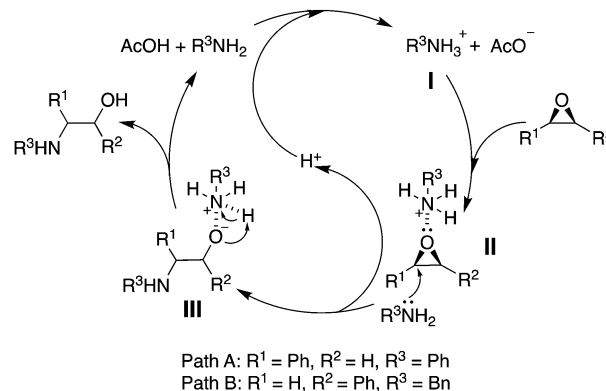


Fig. 1 Plausible reaction pathway for the regioselective acetic acid mediated ring-opening reaction of epoxides with amines.

between **I** and styrene oxide generated the transition state **II**, from which a differential polarization of the benzylic carbon and the terminal carbon of the epoxide took place and favored the selective nucleophilic attack at the benzylic position by weakly nucleophilic PhNH<sub>2</sub>. In path B, BnNH<sub>2</sub> was a relatively stronger base, making nitrogen-onium ion (**I**) less acidic and exerting a weak activation of the epoxide (**III**). In addition, the relatively higher nucleophilicity of BnNH<sub>2</sub> favored nucleophilic attack at the terminal carbon atom of the styrene oxide.

In summary, we have developed a novel metal- and solvent-free protocol for the preparation of β-amino alcohols by acetic acid-mediated aminolysis of epoxides. The less hindered epoxides can react with aliphatic and aromatic amines at room temperature, while the solid-state sterically hindered epoxides could be reacted at higher temperatures to provide the products in excellent yields. Furthermore, this method enables the efficient synthesis of a variety of β-amino alcohols with excellent and tunable regioselectivity. It is noteworthy that this synthetic protocol is environmentally benign and could be used for the preparation of β-amino alcohols on a gram-scale, which is crucial in the fine-chemical and pharmaceutical industries.

We acknowledge the support from the National Natural Science Foundation of China (21662041, U1702286), the Yunnan Provincial Science & Technology department (2018FA045), the Program for Changjiang Scholars and Innovative Research Teams in Universities (IRT17R94), The Project of Innovative Research Team of Yunnan Province to W. L. Xiao.

## Conflicts of interest

There are no conflicts to declare.

## Notes and references

- (a) K. C. Nicolaou and C. N. Boddy, *J. Am. Chem. Soc.*, 2002, **124**, 10451; (b) C. W. Johannes, M. S. Visser, G. S. Weatherhead and A. H. Hoveyda, *J. Am. Chem. Soc.*, 1998, **120**, 8340; (c) D. A. Alonso, D. Guijarro, P. Pinho, O. Temme and P. G. Andersson, *J. Org. Chem.*, 1998, **63**, 2749; (d) D. J. Ager, I. Prakash and D. R. Schaad, *Chem. Rev.*, 1996, **96**, 835; (e) B. L. Chng and A. Ganesan, *Bioorg. Med. Chem. Lett.*, 1997, **7**, 1511; (f) E. J. Corey and F. Y. Zhang, *Angew. Chem., Int. Ed.*, 1999, **38**, 1931; (g) G. Li, H. T. Chang and K. B. Sharpless, *Angew. Chem., Int. Ed. Engl.*,

- 1996, **35**, 451; (h) P. Castejon, A. Moyano, M. A. Pericas and A. Riera, *Tetrahedron*, 1996, **52**, 7063.
- 2 J. A. Deyrup and C. L. Moyer, *J. Org. Chem.*, 1969, **34**, 175.
- 3 (a) A. K. Chakraborti, S. Rudrawar and A. Kondaskar, *Org. Biomol. Chem.*, 2004, **2**, 1277; (b) T. Hashiyama, H. Inoue, M. Takeda, S. Murata and T. Nagao, *Chem. Pharm. Bull.*, 1985, **33**, 2348; (c) W. C. Lumma Jr and J. P. Springer, *J. Org. Chem.*, 1981, **46**, 3735; (d) R. I. Kureshy, S. Singh, N. H. Khan, S. H. R. Abdi, E. Suresh and R. V. Jasra, *J. Mol. Catal. A: Chem.*, 2007, **264**, 162; (e) B. Diganta, S. Lakshi and K. D. Dipak, *Appl. Catal., A*, 2014, **487**, 195.
- 4 (a) J. S. Yadav, B. V. S. Reddy, A. K. Basak and A. V. Narsaiah, *Tetrahedron Lett.*, 2003, **44**, 1047; (b) S. V. Malhotra, R. P. Andal and V. Kumar, *Synth. Commun.*, 2008, **38**, 4160.
- 5 (a) S. R. Kumar and P. Leelavathi, *J. Mol. Catal. A: Chem.*, 2007, **266**, 65; (b) M. Vijender, P. Kishore, P. Narender and B. Satyanarayana, *J. Mol. Catal. A: Chem.*, 2007, **266**, 290; (c) N. Azizi and M. R. Saidi, *Tetrahedron*, 2007, **63**, 888; (d) A. Kamal, B. R. Prasad, A. M. Reddy and M. N. A. Khan, *Catal. Commun.*, 2007, **8**, 1876; (e) Y. L. N. Murthy, B. S. Diwakar and B. Govindh, *Chem. Sci. Trans.*, 2013, **2**, 805; (f) A. K. Shah, M. Kumar, S. H. R. Abdi, R. I. Kureshy, N. H. Khan and H. C. Bajaj, *Appl. Catal., A*, 2014, **486**, 105.
- 6 (a) M. C. Singh and R. K. Peddinti, *Tetrahedron Lett.*, 2007, **48**, 7354; (b) S. R. Kumar and P. Leelavathi, *J. Mol. Catal. A: Chem.*, 2007, **266**, 65; (c) S. Kobayashi, M. Sugiura, H. Kitagawa and W. W. Lam, *Chem. Rev.*, 2002, **102**, 2227; (d) G. Sundararajan, K. Vijayakrishna and B. Varghese, *Tetrahedron Lett.*, 2004, **45**, 8253; (e) A. K. Chakraborti, S. Rudrawar and A. Kondaskar, *Org. Biomol. Chem.*, 2004, **2**, 1277; (f) G. Sabitha, G. S. K. K. Reddy, K. B. Reddy and J. S. Yadav, *Synthesis*, 2003, 2298; (g) N. R. Swamy, T. V. Goud, S. M. Reddy, P. Krishnaiah and Y. Venkateswarlu, *Synth. Commun.*, 2004, **34**, 727; (h) D. Thibeault and D. Poirier, *Synlett*, 2003, 1192; (i) E. Mai and C. Schneider, *Chem. – Eur. J.*, 2007, **13**, 2729; (j) G. Hattori, A. Yoshida, Y. Miyake and Y. Nishibayashi, *J. Org. Chem.*, 2009, **74**, 7603; (k) A. Procopio, M. Gaspari, M. Nardi, M. Oliverio and O. Rosati, *Tetrahedron Lett.*, 2008, **49**, 2289; (l) T. Ollevier and E. Nadeau, *Tetrahedron Lett.*, 2008, **49**, 1546; (m) J. S. Yadav, A. R. Reddy, A. V. Narsaiah and B. V. S. Reddy, *J. Mol. Catal. A: Chem.*, 2007, **261**, 207; (n) A. R. Khosropour, M. M. Khodaei and K. Ghozati, *Chem. Lett.*, 2004, **33**, 304; (o) A. K. Chakraborti and A. Kondaskar, *Tetrahedron Lett.*, 2003, **44**, 8315; (p) A. K. Chakraborti, A. Kondaskar and S. Rudrawar, *Tetrahedron*, 2004, **60**, 9085; (q) A. K. Chakraborti, S. Rudrawar and A. Kondaskar, *Eur. J. Org. Chem.*, 2004, 3597; (r) D. E. Frantz, R. Fässler and E. M. Carreira, *J. Am. Chem. Soc.*, 2000, **122**, 1806; (s) F. Fringuelli, F. Pizzo, S. Tortoioli and L. Vaccaro, *J. Org. Chem.*, 2004, **69**, 7745; (t) M. Lee, J. R. Lamb, M. J. Sanford, A. M. LaPointe and G. W. Coates, *Chem. Commun.*, 2018, **54**, 12998.
- 7 (a) J. Agarwal, A. Duley, R. Ran and R. K. Peddinti, *Synthesis*, 2009, 2790; (b) N. Tan, S. Yin, Y. Li, R. Qiu, Z. Meng, X. Song, S. Luo, C. T. Au and W. Y. Wong, *J. Organomet. Chem.*, 2011, **696**, 1579.
- 8 (a) N. K. Shee, F. A. O. Adekunle, D. Das, M. G. B. Drew and D. Datta, *Inorg. Chim. Acta*, 2011, **375**, 101; (b) G. G. Deng, M. Y. Li, K. L. Yu, C. X. Liu, Z. F. Liu, S. Z. Duan, W. Chen, X. D. Yang, H. B. Zhang and P. J. Walsh, *Angew. Chem., Int. Ed.*, 2019, **58**, 2826.
- 9 (a) S. Roy, B. Banerjee, N. Salam, A. Bhaumik and S. M. Islam, *ChemCatChem*, 2015, **7**, 2689; (b) S. Roy, P. Bhanja, S. S. Islam, A. Bhaumik and S. M. Islam, *Chem. Commun.*, 2016, **52**, 1871; (c) C. J. Li, *Chem. Rev.*, 2005, **105**, 3095; (d) K. V. Katkar, P. S. Chaudhari and K. G. Akamanchi, *Green Chem.*, 2011, **13**, 835; (e) U. M. Lindstrom, *Chem. Rev.*, 2002, **102**, 2751; (f) M. C. Pirrung, *Chem. – Eur. J.*, 2006, **12**, 1312; (g) H. Y. Zeng, Z. M. Wang and C. J. Li, *Angew. Chem., Int. Ed.*, 2019, **58**, 2859.
- 10 (a) S. Khaksar, A. Heydari, M. Tajbakhsh and H. R. Bijanzadeh, *J. Fluorine Chem.*, 2010, **131**, 106; (b) D. Soto-Castro, R. C. L. Contreras, M. Pina-Canseco, R. Santillán, M. T. Hernández-Huerta, G. E. Negrón Silva, E. Pérez-Campos and S. Rincón, *Steroids*, 2017, **126**, 92; (c) M. R. Acocella, L. D'Urso, M. Maggio and G. Guerra, *ChemCatChem*, 2016, **8**, 1915; (d) A. Kamal, B. R. Prasad, A. M. Reddy and M. N. A. Khan, *Catal. Commun.*, 2007, **8**, 1876.