



Cite this: *Chem. Sci.*, 2019, 10, 6107

All publication charges for this article have been paid for by the Royal Society of Chemistry

Received 21st February 2019
Accepted 9th May 2019

DOI: 10.1039/c9sc00891h

rsc.li/chemical-science

Organocopper cross-coupling reaction for C–C bond formation on highly sterically hindered structures†

Miku Oi,^{ab} Ryo Takita,^{ID} ^{*ab} Junichiro Kanazawa,^{ID} ^a Atsuya Muranaka,^b Chao Wang,^{ID} ^a and Masanobu Uchiyama,^{ID} ^{*ab}

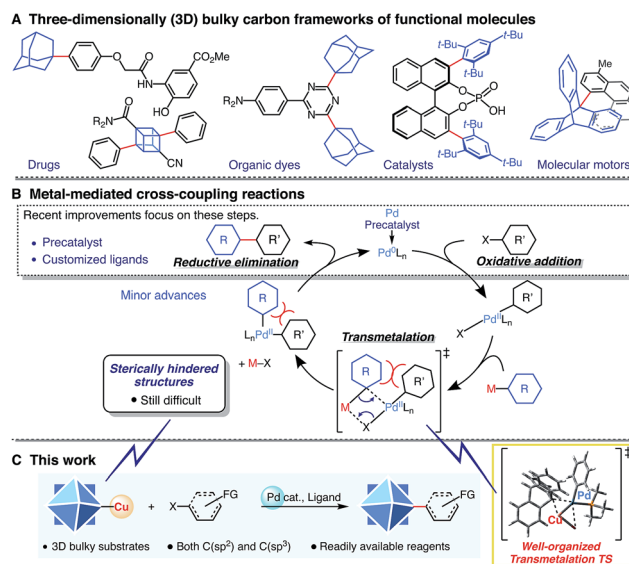
We describe a powerful, broadly applicable cross-coupling protocol that enables carbon–carbon bond formation at highly sterically hindered carbon centers (both sp^2 and sp^3) by employing organocopper reagents under palladium catalysis. Experimental studies and theoretical calculations indicated that the key to the unique reactivity of copper is the relatively low activation energy of the compact transmetalation transition state, due to Cu(I)–Pd(II) interaction, which is associated with small values of deformation energy of the reactants. This reaction is applicable to a variety of bulky substrates, including compounds inert to previous cross-coupling chemistry and has high functional group tolerance.

Introduction

Three-dimensionally (3D) bulky carbon frameworks and other bulky substrates have become important scaffolds for a broad range of functional molecules (Scheme 1A). They are useful in many fields due to features such as improved solubility, enhanced stability, and increased control of molecular stacking.^{1–4} While transition metal-catalyzed cross-coupling reactions are among the most developed of C–C bond-forming reactions,⁵ bond formation at sterically hindered structures remains a challenging task in cross-coupling chemistry, even with sp^2 - or sp^3 -carbon substrates. Recent improvements have focused mostly on the design of (pre)catalysts and customized ligands in order to achieve efficient generation of active palladium species, and on the oxidative addition/reductive elimination step in the catalytic cycle (Scheme 1B).⁶ These “state-of-the-art” systems, in particular with customized ligands, enable bond formation on sterically hindered substrates.⁷ However, transmetalation, a fundamental step in cross-coupling reactions,⁸ can also be targeted to address this challenge.

Herein, we report a powerful and broadly applicable (to both sp^2 - and sp^3 -carbons) Pd-catalyzed cross-coupling reaction of

organocopper reagents that enables efficient C–C bond formation even on 3D bulky carbon frameworks (Scheme 1C). Notably, this reaction proceeds under mild conditions using readily available reagents and has high functional group tolerance. Experimental and theoretical studies revealed that copper(I)–palladium(II) interaction facilitates the formation of a compact and well-organized transition state in the transmetalation step.



Scheme 1 (A) Three-dimensionally (3D) bulky carbon frameworks in a broad range of disciplines. (B) Fundamental steps in cross-coupling reactions and recent developments in the catalytic cycle. (C) Pd-catalyzed organocopper cross-coupling reaction on highly sterically hindered structures (this work).

^aGraduate School of Pharmaceutical Sciences, University of Tokyo, Hongo 7-3-1, Bunkyo-ku, Tokyo, Japan. E-mail: takita@mol.f.u-tokyo.ac.jp; uchiyama@mol.f.u-tokyo.ac.jp

^bAdvanced Elements Chemistry Research Team, RIKEN Center for Sustainable Resource Science, Elements Chemistry Laboratory, RIKEN, Wako-shi, Saitama 351-0198, Japan

† Electronic supplementary information (ESI) available. CCDC 1566502. For ESI and crystallographic data in CIF or other electronic format see DOI: 10.1039/c9sc00891h



Results & discussion

We commenced our search to develop a potent methodology by focusing on the triptycene framework,⁹ due to its extremely hindered *tertiary* sp³-carbon at the bridgehead 9-position and unprecedented use in cross-coupling chemistry. The cross-coupling reactions using a boronate ester or zinc(II) complex of 9-triptycene (**1a** and **1b**) failed to afford any coupled product under the representative palladium-catalyzed conditions (runs 1–3, Table 1).^{7e,g,h} On the other hand, we found that the cross-coupling reaction of 9-triptycenylicopper(I) complex **1c**¹⁰ with **2** smoothly proceeded using 5 mol% of Pd(OAc)₂ and tris(*o*-methoxyphenyl)phosphine (**L1**) at 80 °C to afford the coupling product **3** in 86% yield (run 4). The direct use of organocopper reagents in Pd-catalyzed cross-coupling reactions is limited,¹¹ and a copper co-catalyst¹² as well as relay catalysis using palladium and copper¹³ have been employed. The absence of a palladium catalyst yielded no desired product (run 5). Under similar reaction conditions, other organometallic reagents (**1a**, **1b**, **1d**, and **1e**) were also not competent (runs 6–9).

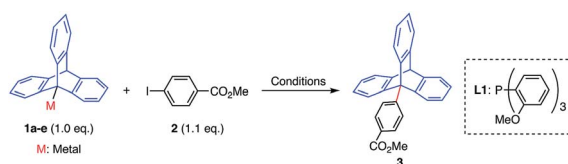
The optimized conditions of the present organocopper cross-coupling reaction were then applied to bond formation using a variety of electrophiles (Scheme 2A). Both electron-withdrawing and -donating groups on aryl halides, containing CO₂Me, CF₃, CN, acetyl, and MeO groups, were compatible with the reaction conditions, and the desired products were obtained in good yields (3–8). Moreover, sterically demanding *ortho*-substituted substrates gave 9-arylated triptycene derivatives **9** and **10**. X-ray crystallography of **9** confirmed the desired C–C bond formation. A straightforward, one-step synthesis of 9-ferrocenyltriptycene **11** (ref. 4b) was accomplished with the present coupling strategy. Various heteroaromatic moieties were successfully coupled (**12–18**), and bond formation was also achieved with sp-carbon of an alkynyl substrate **19**. The

coupling reaction with ethyl bromoacetate proceeded to give the product **20** in 76% yield having a C(sp³)–C(sp³) bond.¹⁴ Since existing syntheses of 9-functionalized triptycenes are rather lengthy,⁹ the present methodology offers substantial synthetic advantages, including high functional group tolerance.

Other sterically hindered *tertiary* sp³-carbon compounds were also competent substrates for this reaction (Scheme 2B). The adamantyl group was successfully introduced not only onto a simple aryl group (**21**), but also onto aryl halide moieties on a sugar skeleton and into a steroid backbone, affording the corresponding products **22** and **23** in good yields. These results indicate that the present methodology would be suitable for late-stage functionalization of biologically relevant compounds and functional molecules with bulky *tertiary* alkyl moieties. Similarly, the introduction of a *tert*-butyl group having β-hydrogen was achieved, affording **24** in 63% yield. A *secondary* 2-adamantyl group was also introduced onto an aromatic ring to give **25** in 88% yield.

Further examination revealed that this methodology was also applicable to sterically hindered sp²-carbon using conditions essentially identical to those employed for sp³-substrates (Scheme 2C). The reaction between mesitylcopper(I) and **2** proceeded efficiently at room temperature, affording the coupled product **26** in quantitative yield. The same organocopper(I) reagent reacted smoothly under these conditions with various electrophiles, affording the corresponding biaryl products **27–32** in good yields, including hindered *ortho*-substituted substrates. Furthermore, the present protocol realized the reactions with much bulkier copper reagents, such as “super-mesityl”¹⁵ (**35**) and EMind¹⁶ (**36**) substrates. Importantly, this reaction could also be applied to the cubane skeleton (*i.e.* **37**). Although the cubane motif has recently attracted great attention as a bioisostere of benzene in pharmaceuticals,¹⁷ there have only been two examples of cross-coupling chemistry, and the

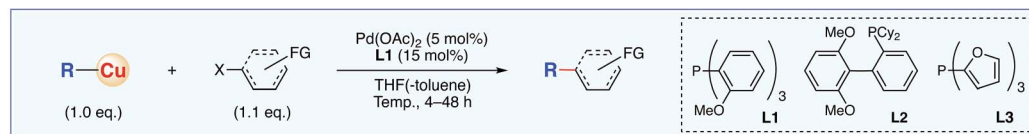
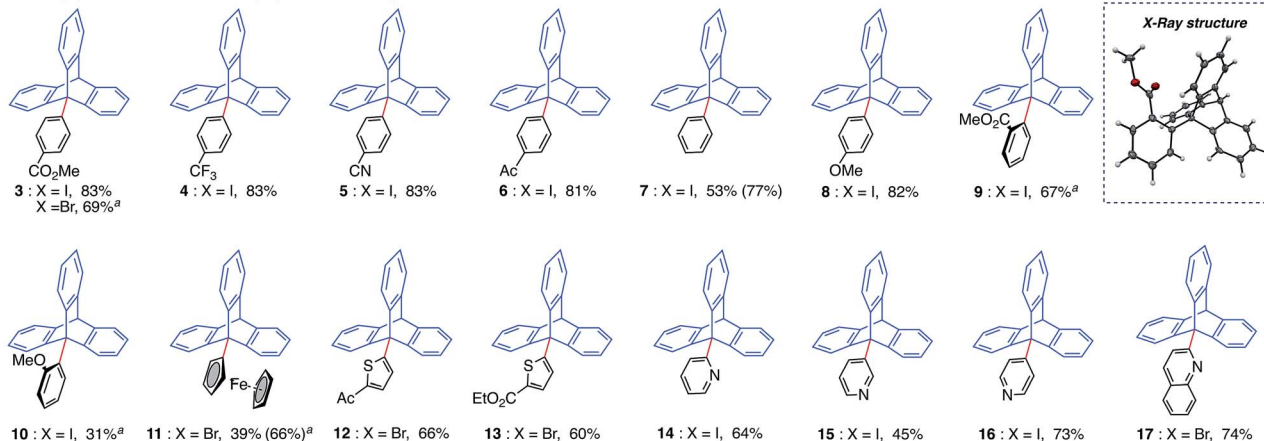
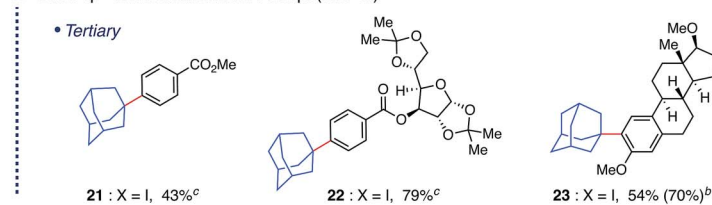
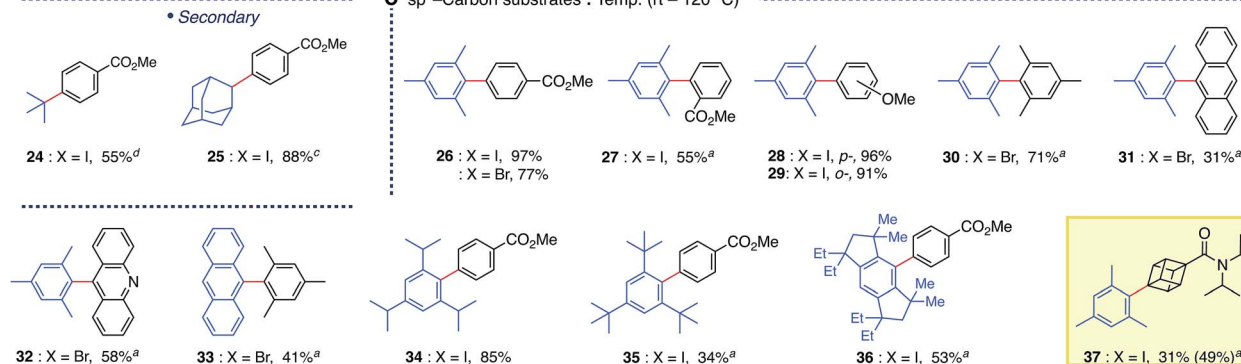
Table 1 Screening of 9-metalated triptycene derivatives



Run	Metal	Conditions, time (h)	Yield ^a (%)
1	Bpin (1a)	Pd(OAc) ₂ , SPhos, K ₃ PO ₄ , toluene, 100 °C ^b	0
2	ZnCl (1b)	Pd(OAc) ₂ , RuPhos, THF–toluene, 100 °C ^c	0
3	ZnCl (1b)	XPhos G3, XPhos, THF–toluene, 100 °C ^d	0
4	Cu (1c)	Pd(OAc) ₂ , L1 ^e , THF–toluene, 80 °C	86
5	Cu (1c)	L1 ^e , THF–toluene, 80 °C	0
6	Bpin (1a)	Pd(OAc) ₂ , L1 ^e , K ₃ PO ₄ , THF–toluene, 100 °C	0
7	ZnCl (1b)	Pd(OAc) ₂ , L1 ^e , THF–toluene, 100 °C	Trace
8	MgCl (1d)	Pd(OAc) ₂ , L1 ^e , THF–toluene, 100 °C	0
9	Li (1e)	Pd(OAc) ₂ , L1 ^e , THF–toluene, 100 °C	0

^a NMR yields determined using dimethylsulfone as an internal standard. Reaction time: 4 h (runs 4 and 5) or 20 h (other runs). ^b Ref. 7e. ^c Ref. 7g. ^d Ref. 7h. ^e **L1**: tris(*o*-methoxyphenyl)phosphine.




A 9-Triptycene derivatives : Temp. (80 °C – 140 °C)

B Other sp³-carbon substrates : Temp. (100 °C)

C sp²-Carbon substrates : Temp. (rt – 120 °C)


Scheme 2 Organocopper cross-coupling reaction of sp³- and sp²-carbon substrates with sterically hindered structures. Isolated yields are shown (¹H NMR yields in parentheses). ^a L2 was used instead of L1. ^b Ni(acac)₂ was used instead of Pd(OAc)₂. ^c L2 was used instead of L1 and 3 eq. of TMEDA were added. ^d L3 was used instead of L1 at –20 °C and 3 eq. of TMEDA were added. ^e 10 mol% Pd catalyst and 30 mol% L2 were used.

yields were not high with respect to the catalyst loading.¹⁸ In contrast, the present organocopper cross-coupling reaction enabled catalytic C–C bond formation with an iodocubane derivative for the first time, installing the sterically hindered mesityl group in 49% yield using a 10 mol% Pd catalyst.¹⁴

Given that the nature of the metal species should have the greatest influence on the transmetalation step (Scheme 1B), and taking into account the mechanistic implications of experimental findings,¹⁹ we performed theoretical calculations for the ligand transfer process from 9-metalated triptycene (boron, zinc, and copper) to an arylpalladium complex as a model of the transmetalation step (Fig. 1) at the ωB97X-D/SDD & 6-31+G*

level of theory. DFT calculation for the reaction of 9-triptycenylnylboronate with *trans*-Pd(Ph)OH(PMe₃)²⁰ indicated that the bulky triptycene group distorts the transition-state structure (TS_B1), resulting in a high activation energy ($\Delta G^\ddagger = +46.4 \text{ kcal mol}^{-1}$, Fig. 1A). Although a lower activation barrier ($\Delta G^\ddagger = +28.0 \text{ kcal mol}^{-1}$) was observed with 9-triptycenylnylzinc chloride *via* TS_{Zn}1, this reaction (IM_{Zn}1–TS_{Zn}1–IM_{Zn}2) is thermodynamically unfavorable; the transmetalated product IM_{Zn}2 is quite unstable (+25.5 kcal mol^{–1}, compared with IM_{Zn}1), suggesting that efficient transmetalation is improbable (Fig. 1B). These findings are consistent with the experimental results shown in Table 1.



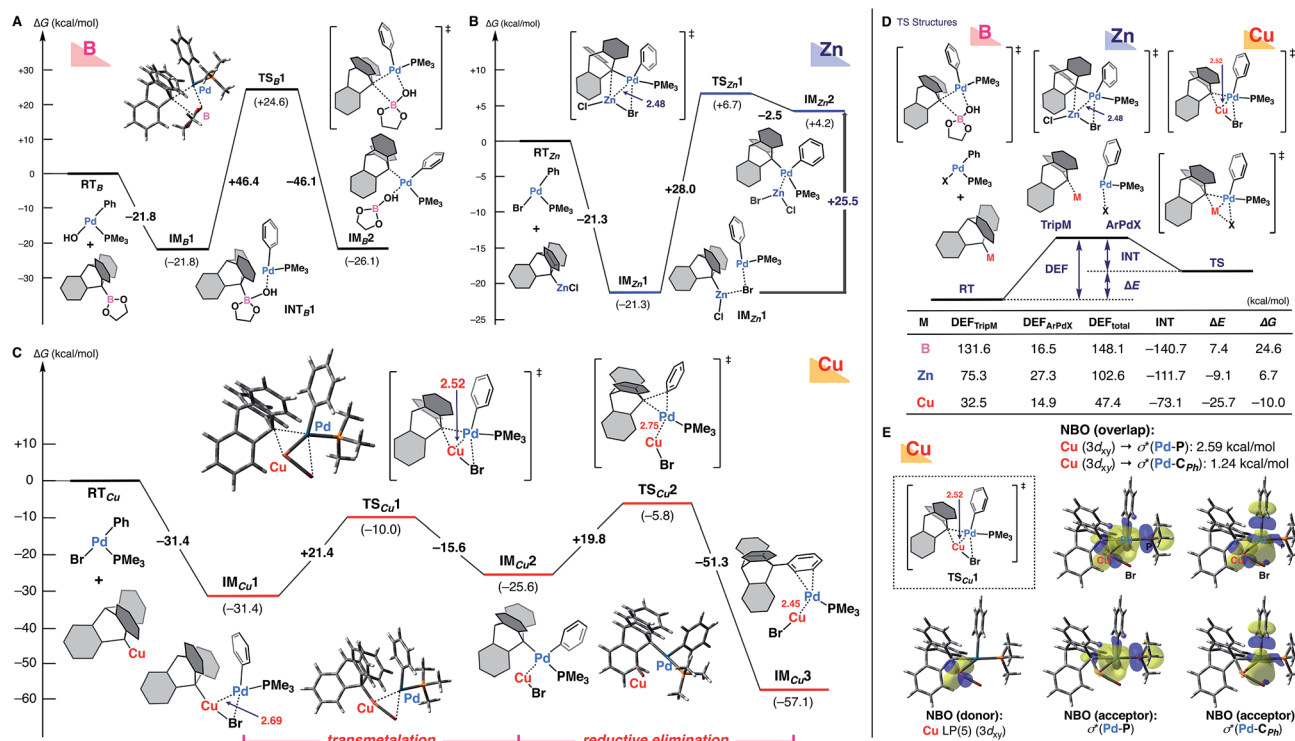


Fig. 1 Theoretical calculations for the transmetalation step between an arylpalladium complex and 9-metalated triptycene complexes (A) with a 9-triptycenyloboronate reagent, (B) with a 9-triptycenzinc chloride reagent, and (C) with a 9-triptycencopper reagent (the reductive elimination step is also shown). Energy changes and bond lengths at the ω B97X-D/SDD (for Pd, Cu, Zn, and Br) & 6-31+G* (for other atoms) level of theory are shown in kcal mol⁻¹ and Å, respectively. (D) Results of EDA. (E) Results of NBO analysis.

The situation with the copper reagent is completely different; the initial coordination of 9-triptycencopper and *trans*-Pd(Ph)Br(PMe₃) (**RT_{Cu}**) affords **IM_{Cu1}** with a large stabilization energy (-31.4 kcal mol⁻¹) (Fig. 1C). Furthermore, the distance between the copper and palladium atoms is shorter (2.69 Å) than the sum of their van der Waals radii (3.03 Å), supporting the existence of strong metal–metal interaction.²¹ This Cu–Pd interaction results in the formation of a compact transition-state structure (**TS_{Cu1}**, Cu–Pd: 2.52 Å) that facilitates delivery of the bulky triptyceny group from the copper to the palladium center with a reasonable activation energy ($\Delta G^\ddagger = +21.4$ kcal mol⁻¹). The resultant **IM_{Cu2}** having both phenyl and triptyceny ligands on palladium in a *cis*-fashion then undergoes reductive elimination. The reductive elimination also reasonably proceeds ($\Delta G^\ddagger = +19.8$ kcal mol⁻¹) to achieve the C–C bond formation on the triptycene framework (**IM_{Cu3}**).

Thus, the unique observed reactivity of the copper complex, in contrast to the boron or zinc complex, is supported by the theoretical calculations. Although the possibility of a similar metal–metal interaction in transmetalation has been suggested previously,^{22–24} our DFT calculations directly compare the transmetalation transition-state structures of an arylpalladium complex with these organometallic reagents. Energy decomposition analysis (EDA)²⁵ of these transition-state structures clearly indicates that small values of the deformation energy (DEF) are mainly responsible for the low activation barrier in the case of the copper reagent (Fig. 1D). In particular, the 9-triptycencopper unit involves a much lower DEF_{TripM} than those in

the cases of boron and zinc, probably due to the favorable Cu(I)–Pd(II) interaction, as well as the abundance of vacant sites around the copper center. Interestingly, the Zn(II) center also shows some interaction with Pd(II), but the DEFs of both the 9-triptyceny zinc reagent and the arylpalladium complex are much larger. In the less-distorted **TS_{Cu1}**, smooth delivery of the triptyceny ligand is facilitated by the well-organized triangular arrangement of copper–palladium–carbon (Cu(I)–Pd(II)–C). In addition, natural bond orbital (NBO)²⁶ analysis showed that electron donation from Cu(I) to Pd(II) is predominant in **IM_{Cu1}** and **TS_{Cu1}** (Fig. 1E), while the reverse donation from the Pd(II) center to Lewis acidic Zn(II) was observed in **TS_{Zn1}**.^{14,23d,e} These results reflect the characteristic reactivity of organocopper reagents arising from the high-energy d orbitals and vacant coordination sites of copper. Thus, transfer of the bulky triptyceny ligand is promoted not only by the adjacency of the two metal centers, but also by the favorable electronic interaction between them.

Conclusions

In conclusion, the experimental results and DFT calculations confirm that this organocopper cross-coupling reaction is a potent C–C bond-forming methodology with unprecedented applicability to 3D bulky molecules. The unique ability of copper to facilitate efficient transmetalation *via* a compact transition state arising from an efficient metal–metal interaction is the key to the success of this reaction. Thus, this reaction



is quite efficient with high functional group tolerance, and applicable to both sp^2 - and sp^3 -substrates. Further investigations on the substrate scope and detailed reaction mechanism are the subjects of ongoing research.

Conflicts of interest

There are no conflicts to declare.

Acknowledgements

This work was supported by grants from JSPS KAKENHI (S) (17H06173), the Asahi Glass Foundation, the Kobayashi International Scholarship Foundation, the NAGASE Science & Technology Development Foundation, and the Sumitomo Foundation (to M. U.), as well as a JSPS Grant-in-Aid for Young Scientists (A) (25713001) and grants from the Tokyo Biochemical Research Foundation, Takeda Science Foundation, FUGAKU Trust for Medicinal Research, and Uehara Memorial Foundation (to R. T.). M. O. is grateful for the Graduate Program for Leaders in Life Innovation (GPLLI) of the University of Tokyo and a JSPS Research Fellowship for Young Scientists. The computations were performed using HOKUSAI GreatWave at the RIKEN and Research Center for Computational Science at Okazaki, Japan.

Notes and references

- (a) G. L. Patrick, *An Introduction to Drug Synthesis*; Oxford University Press, 2015; (b) F. Lovering, J. Bikker and C. Humblet, *J. Med. Chem.*, 2009, **52**, 6752.
- For a recent representative example, see: Y. Wada, S. Kubo and H. Kaji, *Adv. Mater.*, 2018, **30**, 1705641.
- For representative reviews, see: (a) T. Akiyama and K. Mori, *Chem. Rev.*, 2015, **115**, 9277; (b) C. Valente, S. Çalimsiz, K. H. Hoi, D. Mallik, M. Sayah and M. G. Organ, *Angew. Chem., Int. Ed.*, 2012, **51**, 3314.
- (a) T. R. Kelly, H. De Silva and R. A. Silva, *Nature*, 1999, **401**, 150; (b) K. Nikitin, H. Müller-Bunz, Y. Ortin, J. Muldoon and M. J. McGlinchey, *J. Am. Chem. Soc.*, 2010, **132**, 17617. For reviews, see: (c) G. S. Kottas, L. I. Clarke, D. Horinek and J. Michl, *Chem. Rev.*, 2005, **105**, 1281; (d) S. Erbas-Cakmak, D. A. Leigh, C. T. McTernan and A. L. Nussbaumer, *Chem. Rev.*, 2015, **115**, 10081.
- (a) C. C. C. Johansson Seechurn, M. O. Kitching, T. J. Colacot and V. Snieckus, *Angew. Chem., Int. Ed.*, 2012, **51**, 5062; (b) J. Choi and G. C. Fu, *Science*, 2017, **356**, eaaf7230.
- (a) P. G. Gildner and T. J. Colacot, *Organometallics*, 2015, **34**, 5497; (b) N. Hazari, P. R. Melvin and M. M. Beromi, *Nat. Rev. Chem.*, 2017, **1**, 0025.
- For the representative examples of the Pd-catalyzed reactions of sterically hindered substrates with bulky phosphine or NHC ligands, see: (a) N. Marion and S. P. Nolan, *Acc. Chem. Res.*, 2008, **41**, 1440; (b) R. Martin and S. L. Buchwald, *Acc. Chem. Res.*, 2008, **41**, 1461; (c) S. Würtz and F. Glorius, *Acc. Chem. Res.*, 2008, **41**, 1523; (d) G. C. Fu, *Acc. Chem. Res.*, 2008, **41**, 1555. See also: (e) J. E. Milne and S. L. Buchwald, *J. Am. Chem. Soc.*, 2004, **126**, 13028; (f) W. Su, S. Urgaonkar, P. A. McLaughlin and J. G. Verkade, *J. Am. Chem. Soc.*, 2004, **126**, 16433; (g) T. E. Barder, S. D. Walker, J. R. Martinelli and S. L. Buchwald, *J. Am. Chem. Soc.*, 2005, **127**, 4685; (h) Y. Yang, N. J. Oldenhuis and S. L. Buchwald, *Angew. Chem., Int. Ed.*, 2013, **52**, 615; (i) C. Li, T. Chen, B. Li, G. Xiao and W. Tang, *Angew. Chem., Int. Ed.*, 2015, **54**, 3792; (j) H. Zhang and S. L. Buchwald, *J. Am. Chem. Soc.*, 2017, **139**, 11590.
- For a book and reviews, see: (a) J. F. Hartwig, *Organotransition Metal Chemistry: From Bonding to Catalysis*, University Science Books, Sausalito, CA, 2010; (b) P. Espinet and A. M. Echavarren, *Angew. Chem., Int. Ed.*, 2004, **43**, 4704; (c) A. J. J. Lennox and G. C. Lloyd-Jones, *Angew. Chem., Int. Ed.*, 2013, **52**, 7362.
- For representative utilization of triptycene derivatives, see: (a) T. M. Swager, *Acc. Chem. Res.*, 2008, **41**, 1181; (b) S. A. Barros and D. M. Chenoweth, *Angew. Chem., Int. Ed.*, 2014, **53**, 13746; (c) N. Seiki, Y. Shoji, T. Kajitani, F. Ishiwari, A. Kosaka, T. Hikima, M. Takata, T. Someya and T. Fukushima, *Science*, 2015, **348**, 1122. See also ref. 4.
- 1c** was prepared by the addition of CuI to 9-lithiated triptycene in THF-toluene solution. Much of copper reagents in Table 2 were prepared from the corresponding lithiated substrates. 1- and 2-adamantyl reagents were prepared from the commercially available zinc bromide solutions. For details, see the ESI.†
- (a) N. Jabri, A. Alexakis and J. F. Normant, *Tetrahedron Lett.*, 1981, **22**, 959; (b) J. Kanazawa, R. Takita, A. Jankowiak, S. Fujii, H. Kagechika, D. Hashizume, K. Shudo, P. Kaszyński and M. Uchiyama, *Angew. Chem., Int. Ed.*, 2013, **52**, 8017.
- (a) K. Sonogashira, Y. Tohda and N. Hagihara, *Tetrahedron Lett.*, 1975, **16**, 4467; (b) L. S. Liebeskind and R. W. Fengl, *J. Org. Chem.*, 1990, **55**, 5359.
- For a review, see: (a) D. R. Pye and N. P. Mankad, *Chem. Sci.*, 2017, **8**, 1705. See also: (b) L. J. Gooßen, G. Deng and L. M. Levy, *Science*, 2006, **313**, 662; (c) K. M. Logan, K. B. Smith and M. K. Brown, *Angew. Chem., Int. Ed.*, 2015, **54**, 5228; (d) K. Semba, K. Ariyama, H. Zheng, R. Kameyama, S. Sakaki and Y. Nakao, *Angew. Chem., Int. Ed.*, 2016, **55**, 6275; (e) S. D. Friis, M. T. Pirnot and S. L. Buchwald, *J. Am. Chem. Soc.*, 2016, **138**, 8372; (f) A. Saito, N. Kumagai and M. Shibasaki, *Angew. Chem., Int. Ed.*, 2017, **56**, 5551; (g) H. Zheng, K. Semba, Y. Nakao and S. Sakaki, *J. Am. Chem. Soc.*, 2017, **139**, 14065; (h) Z. Kuang, B. Li and Q. Song, *Chem. Commun.*, 2018, **54**, 34; (i) M. Takeda, K. Yabushita, S. Yasuda and H. Ohmiya, *Chem. Commun.*, 2018, **54**, 6776; (j) K. Yabushita, A. Yuasa, K. Nagao and H. Ohmiya, *J. Am. Chem. Soc.*, 2019, **141**, 113; (k) A. M. Bergmann, S. K. Dorn, K. B. Smith, K. M. Logan and M. K. Brown, *Angew. Chem., Int. Ed.*, 2019, **58**, 1719.
- For details, see the ESI.†
- (a) S. Ito, H. Miyake and M. Yoshifuji, *ARKIVOC*, 2012, 6, and cited therein; (b) F. Ozawa and Y. Nakajima, *Chem. Rec.*, 2016, **16**, 2314.



- 16 M. Kobayashi, T. Matsuo, T. Fukunaga, D. Hashizume, H. Fueno, K. Tanaka and K. Tamao, *J. Am. Chem. Soc.*, 2010, **132**, 15162.
- 17 (a) K. F. Biegasiewicz, J. R. Griffiths, G. P. Savage, J. Tsanaktsidis and R. Priefer, *Chem. Rev.*, 2015, **115**, 6719; (b) B. A. Chalmers, H. Xing, S. Houston, C. Clark, S. Ghassabian, A. Kuo, B. Cao, A. Reitsma, C.-E. P. Murray, J. E. Stok, G. M. Boyle, C. J. Pierce, S. W. Littler, D. A. Winkler, P. V. Bernhardt, C. Pasay, J. J. De Voss, J. McCarthy, P. G. Parsons, G. H. Walter, M. T. Smith, H. M. Cooper, S. K. Nilsson, J. Tsanaktsidis, G. P. Savage and C. M. Williams, *Angew. Chem., Int. Ed.*, 2016, **55**, 3580; (c) T. A. Reekie, C. M. Williams, L. M. Rendina and M. Kassiou, *J. Med. Chem.*, 2019, **62**, 1078.
- 18 (a) F. Toriyama, J. Cornella, L. Wimmer, T.-G. Chen, D. D. Dixon, G. Creech and P. S. Baran, *J. Am. Chem. Soc.*, 2016, **138**, 11132; (b) S. S. R. Bernhard, G. M. Locke, S. Plunkett, A. Meindl, K. J. Flanagan and M. O. Senge, *Chem.-Eur. J.*, 2018, **24**, 1026.
- 19 Control experiments gave some mechanistic insights, including the necessity of Pd catalyst (run 5, Table 1), no effects on the reaction outcome in the presence of radical scavengers, and the product formation in the reaction of the prepared **1c** and Pd(Ar)I(PPh₃)₂ complex at 80 °C (Ar = *p*-MeO₂C-C₆H₄-). For details, see the ESI.†
- 20 (a) A. A. Thomas and S. E. Denmark, *Science*, 2016, **352**, 329; (b) A. A. Thomas, H. Wang, A. F. Zahrt and S. E. Denmark, *J. Am. Chem. Soc.*, 2017, **139**, 3805; (c) A. A. Thomas, A. F. Zahrt, C. P. Delaney and S. E. Denmark, *J. Am. Chem. Soc.*, 2018, **140**, 4401.
- 21 (a) P. Pykkö, *Chem. Rev.*, 1997, **97**, 597; (b) J. Bauer, H. Braunschweig and R. D. Dewhurst, *Chem. Rev.*, 2012, **112**, 4329; (c) I. G. Powers and C. Uyeda, *ACS Catal.*, 2017, **7**, 936.
- 22 (a) R. J. Oeschger and P. Chen, *J. Am. Chem. Soc.*, 2017, **139**, 1069; (b) R. J. Oeschger, D. H. Ringger and P. Chen, *Organometallics*, 2015, **34**, 3888.
- 23 (a) D. G. Musaev and L. S. Liebeskind, *Organometallics*, 2009, **28**, 4639; (b) A. Fromm, C. van Wüllen, D. Hackenberger and L. J. Gooßen, *J. Am. Chem. Soc.*, 2014, **136**, 10007. See also: (c) B. Fuentes, M. García-Melchor, A. Lledós, F. Maseras, J. A. Casares, G. Ujaque and P. Espinet, *Chem.-Eur. J.*, 2010, **16**, 8596; (d) J. delPozo, D. Carrasco, M. H. Pérez-Temprano, M. García-Melchor, R. Álvarez, J. A. Casares and P. Espinet, *Angew. Chem., Int. Ed.*, 2013, **52**, 2189; (e) J. delPozo, G. Salas, R. Álvarez, J. A. Casares and P. Espinet, *Organometallics*, 2016, **35**, 3604; (f) R. J. Oeschger and P. Chen, *Organometallics*, 2017, **36**, 1465.
- 24 During the preparation of the manuscript, it was reported that the ligand transfer between Rh(i) and Au(i) species should proceed *via* an oxidative addition/reductive elimination pathway, see: M. N. Peñas-Defrutos, C. Bartolomé, M. García-Melchor and P. Espinet, *Angew. Chem., Int. Ed.*, 2019, **58**, 3501.
- 25 K. Morokuma, *J. Chem. Phys.*, 1971, **55**, 1236.
- 26 (a) E. D. Glendening, J. K. Badenhoop, A. E. Reed, J. E. Carpenter, J. A. Bohmann, C. M. Morales, C. R. Landis and F. Weinhold, *NBO 6.0.*, Theoretical Chemistry Institute, University of Wisconsin, Madison, 2013; (b) The NBO analysis was carried out at the ωB97X-D/LanL2DZ & 6-31G* level of theory.

