



Cite this: *RSC Adv.*, 2019, 9, 29821

Development of a robust tool to extract Mulliken and Löwdin charges from plane waves and its application to solid-state materials†

Christina Ertural,^a Simon Steinberg ^a and Richard Dronskowski ^{*abc}

Chemically understanding the electronic structure of a given material provides valuable information about its chemical as well as physical nature and, hence, is the key to designing materials with desired properties. For example, to rationalize the structures of solid-state materials in terms of the valence-electron distribution, highly schematic, essentially non-quantum-mechanical electron-partitioning models such as the Zintl–Klemm concept have been introduced by assuming idealized ionic charges. To go beyond the limits of the aforementioned concept, a Mulliken and Löwdin population analytical tool has been developed to accurately calculate the charges in solid-state materials solely from first-principles plane-wave-based computations. This population analysis tool, which has been implemented into the LOBSTER code, has been applied to diverse solid-state materials including polar intermetallics to prove its capability, including quick access to Madelung energies. In addition, a former weakness of the population analysis (namely, the basis-set dependency) no longer exists for the present approach which therefore represents a comparatively fast and accurate wave-function-based alternative for plane-wave calculations for which density-based charge approaches (e.g., Bader like) have been very popular.

Received 8th July 2019
 Accepted 12th September 2019

DOI: 10.1039/c9ra05190b

rsc.li/rsc-advances

Introduction

Chemically envisioning intermetallic compounds with desired electrical, magnetic, and optical properties has stimulated an enormous impetus among chemists, physicists, and materials scientists.¹ While designing such new materials requires a proper knowledge and, equally important, understanding of the electronic structures of such materials in terms of atoms and bonds,^{2,3} intermetallic compounds still lack “universal” counting rules for the valence electrons, which would clearly facilitate recognition of the relationship between a given crystal structure and the underlying electronic structure.^{4–6} And yet, certain concepts including those of Hume-Rothery^{7–9} and Zintl^{10–12} have been demonstrated as beneficial means in rationalizing the crystal-structure–electronic-structure relationships for several intermetallics. In the cases of the Hume-Rothery phases,^{7,8} electronically favorable situations, *i.e.*, positioning the Fermi levels in pseudogaps, are accomplished for

specific values of the valence-electron concentration, e/a , in which e and a represent the amounts of the valence electrons and the atoms, respectively. In the framework of the Zintl–Klemm concept,^{10–12} the valence electrons are assumed of having been transferred from the “electropositive” to the electronegative elements, thereby assembling clusters or fragments (“Zintl anions”) which are also encountered in the crystal structures of elements being isoelectronic to the anions. Such anions are typically assembled by elements from main groups IV to VI, while the cations are metals from main group I, II, III, as well as the transition metals. And yet, previous research has shown that this classic delineation is not strict, as, for instance, the late transition metals may also act as p -metals.^{13–15}

Among the different classes of intermetallic compounds, Zintl phases have received an increased attention because of their potential use for clean-energy technologies, particularly, if used in devices for thermoelectric energy conversion.^{16–20} In the quest for previously unknown thermoelectric materials, Zintl phases have also attracted greater interest because of their transport features being influenced by the complexity of a given crystal structure and the presence of a band gap at the Fermi level; several intermetallic compounds, however, which are charge-balanced following to the Zintl–Klemm rule, exhibit attributes of metallic conductors (in contrast to the strict semiconductor definition).¹⁶ Indeed, several thermoelectric materials, which are structurally related to Zintl phases, do not fulfill the

^aInstitute of Inorganic Chemistry, RWTH Aachen University, Landoltweg 1, D-52056 Aachen, Germany. E-mail: drons@HAL9000.ac.rwth-aachen.de

^bJülich-Aachen Research Alliance (JARA-FIT and -HPC), RWTH Aachen University, D-52056 Aachen, Germany

^cHoffmann Institute of Advanced Materials, Shenzhen Polytechnic, 7098 Liuxian Blvd, Nanshan District, Shenzhen, China

† Electronic supplementary information (ESI) available. See DOI: 10.1039/c9ra05190b



aforementioned strict definition.¹⁶ Also, applying the Zintl-Klemm concept to certain intermetallic compounds comprising low-dimensional fragments leads to electron-imprecise charges, thereby demonstrating the concept's limits even in the light of hypervalency.²¹ More precise pictures of the actual electronic structures and nature of bonding for such polar intermetallic compounds are obviously needed, and they should be gained from first-principles computations.^{12,22,23}

Because previous research on polar intermetallics demonstrated that certain hurdles exist in recognizing Zintl-Klemm charge distributions, we aim at identifying the actual valence-electron distribution and, furthermore, the effective atomic charges in such materials. For the exemplary case of polar intermetallic compounds, we now present a robust and fast tool allowing for accurately projecting both Mulliken and Löwdin charges from first-principles computations. We first provide the mathematical apparatus of this tool, then validate its performance for simple molecular examples, and finally apply it to ionic as well as polar intermetallic compounds.

Methodological approach and computational details

Full structural optimizations (lattice parameters and atomic positions) and electronic-structure computations of the materials inspected herein were carried out with the projector-augmented-wave (PAW) method, as implemented in the Vienna *Ab initio* Simulation Package (VASP).^{24–28} Correlation and exchange were described by the generalized gradient approximation (GGA) by Perdew, Burke, and Ernzerhof (PBE)²⁹ with an energy cutoff of 500 eV. The \mathbf{k} -points sets employed to generate the meshes according to the Monkhorst-Pack method³⁰ may be found in the ESI (cf. Table S6†). For partial band occupancies, the tetrahedron method with Blöchl's correction was used. In addition to the structural optimizations, real-space density-based charges according to Bader^{31–36} were calculated for the compounds to facilitate a comparison to the here obtained wave-function-based Mulliken and Löwdin charges. Furthermore, (static) single-point calculations were carried out prior to the projection of the PAW functions to local orbitals³⁷ with the Local Orbital Basis Suite Towards Electronic-Structure Reconstruction program (LOBSTER).^{38,39} It has been traditionally impossible to directly calculate charges from plane waves because of severe technical difficulties, so indirectly deriving Bader charges from the real-space plane-wave density was the time-consuming way to go. More precisely, the plane-wave-based computations required for obtaining the Bader charge densities are quite consuming with respect to computational resources as we will show below. This problem no longer persists in the LOBSTER framework as accurately projecting from a delocalized description of the electronic structure to a local one is now analytically possible, and this enables to regain formerly lost chemical information, such as bonding characteristics (*e.g.*, *via* COHP analysis⁴⁰) or charges as well.⁴¹ To do so, the crystal wave function $\psi_j(\mathbf{k})$ is constructed as a linear

combination of Bloch sums⁴² of atomic orbitals $\chi_\mu(\mathbf{k})$ at certain values of \mathbf{k} ³⁸ using the normalized, non-orthogonal basis set χ in the LCAO-CO approximation^{43,44}

$$|\psi_j(\mathbf{k})\rangle = \sum_{\mu} C_{\mu j}(\mathbf{k}) |\chi_{\mu}(\mathbf{k})\rangle, \quad (1)$$

with the so-called LCAO-CO coefficient $C_{\mu j}(\mathbf{k})$ in reciprocal space. The coefficient matrix elements are obtained *via* the so-called transfer-matrix^{38,45} elements $T_{\mu j}(\mathbf{k})$, the key step in the LOBSTER projection process, which are calculated as overlap integrals between the atomic orbitals $\chi_\mu(\mathbf{k})$, typically given as contracted STOs, and the crystal wave function $\psi_j(\mathbf{k})$, usually a plane-wave expansion. The crystal wave function $\psi_j(\mathbf{k})$ is requested to coincide with the projected band functions $|\chi_j(\mathbf{k})\rangle$.

$$\begin{aligned} T_{\mu j}(\mathbf{k}) &= \langle \chi_{\mu}(\mathbf{k}) | \psi_j(\mathbf{k}) \rangle \\ &= \langle \chi_{\mu}(\mathbf{k}) | \chi_j(\mathbf{k}) \rangle \\ &= \sum_{\nu} S_{\mu\nu}(\mathbf{k}) C_{\nu j}(\mathbf{k}). \end{aligned} \quad (2)$$

By using eqn (9) in ref. 38, the coefficient matrix elements $C_{\mu j}(\mathbf{k})$ can be obtained from the transfer matrix elements $T_{\mu j}(\mathbf{k})$. A fully detailed description of the LOBSTER algorithms for both coefficients and wave functions has been reported elsewhere.^{38,39} The mathematical apparatus of Mulliken and Löwdin population analysis,^{41,46–48} which has been briefly mentioned recently,⁴⁹ is also implemented within LOBSTER, as described below and in the appendix.

Both Mulliken and Löwdin population analyses are computationally straightforward. The Mulliken or Löwdin charges q_A , given in units of the elementary charge e , of an atom A are obtained from the difference of the number of the atom's valence electrons N (when using pseudopotentials) and the so-called gross population (GP),

$$q_A = N - \sum_{\mu \in A} \text{GP}_{\mu}. \quad (3)$$

Here, GP_{μ} is the gross orbital population including all orbitals μ belonging to atom A; please see appendix for details as regards population analyses and determining GP_{μ} .

In the molecular quantum-chemical literature, both Mulliken and Löwdin population analyses are well known but sometimes described as suffering from what is dubbed “basis-set dependency” because the atomic charges derived from those population analyses scatter as a function of the local basis set. Indeed, the charges as calculated for hydrogen in a 10-electron series of simple molecules (methane, ammonia, water, hydrogen fluoride) taken from a superb textbook⁵⁰ show exactly that, and we simply reproduce these numbers (obtained from self-consistent Hartree-Fock calculations) to plot the trend in Fig. 1a and b. Clearly, the charges on H increase as the electronegativity of the bonding partners increase (C \rightarrow N \rightarrow O \rightarrow F) for both Mulliken and Löwdin, making perfect chemical sense, but in each series the charges increase upon going from STO-3G \rightarrow 4-31G \rightarrow 6-31G* but then decrease when reaching 6-31G**. As we will show in a moment, neither the Mulliken nor the Löwdin scheme can be blamed for that effect; on the



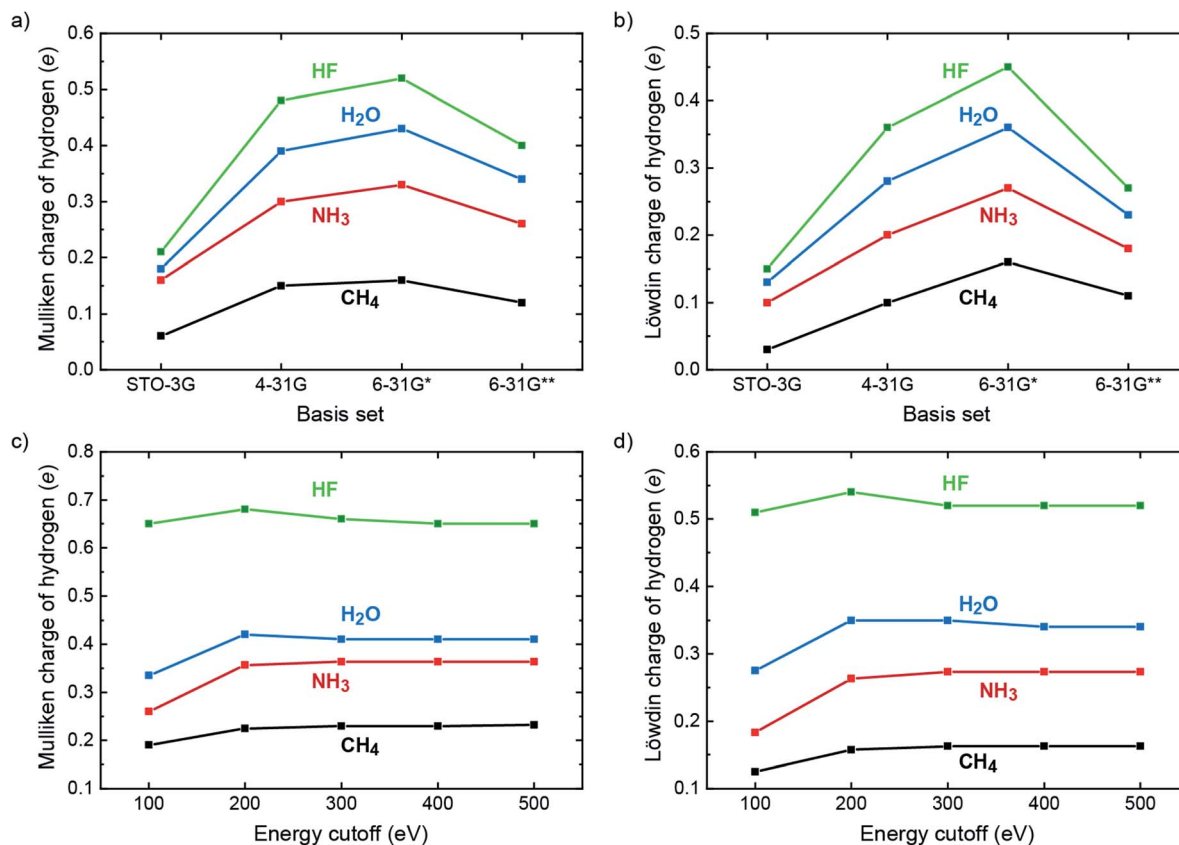


Fig. 1 Population analyses for the ten-electron series of CH₄, NH₃, H₂O and HF. (a) Mulliken and (b) Löwdin charges of the hydrogen atom based on Hartree-Fock calculations for basis sets STO-3G, 4-31G, 6-31G* and 6-31G**. Values taken from ref. 50. (c) Mulliken and (d) Löwdin charges of the hydrogen atom based on PAW plane-wave LDA calculations with varying energy cutoffs (= size of the plane-wave basis set).

contrary, both schemes correctly reproduce the fact that the local basis sets significantly change their character upon going from 6-31G* (by adding *d* functions to C, N, O, and F) to 6-31G** (by adding *p* functions to H).

Aforementioned qualitatively changing basis-set characteristics of a local basis set do not exist, in principle, for a completely delocalized plane-wave basis which does not “know” about atoms. Instead, Hilbert space is continuously filled with plane waves with an ever increasing kinetic energy (up to about 500 eV and more) until energetic convergence is reached in terms of typically 10^{-9} eV, thereby continuously and steadily improving the quality of the calculation. How do the Mulliken and Löwdin schemes perform in such a scenario? For testing, we repeated the aforementioned molecular calculations with combinations of plane waves using a box with one *k*-point while correlation and exchange were described by the simplest functional, the local-density approximation⁵¹ (LDA), with energy cutoffs from 100 to 500 eV. The auxiliary local basis set for projection consisted of LOBSTER's standard contracted multiple- ζ STO as derived by Bunge, Barrientos, and Bunge³⁷ which is known for its supreme accuracy of only a few μ Hartrees above the numerical Hartree-Fock limit and *ca.* 0.002% concerning the average error of the electron density of the free atoms in the first and second period.⁵² Alternatively expressed, these local

functions represent the numerical optimum and are practically complete. As shown in Fig. 1c and d, the Mulliken and Löwdin charges as projected from plane waves resemble the molecular ones as regards the electronegativity trend. With respect to the completeness of the plane-wave basis set, however, the values of the Mulliken and Löwdin charges easily converge to a certain value for each computation. For all four cases, an energy cutoff somewhere between 200 and 300 eV already marks the beginning convergence. Since these energy cutoffs are way below typical plane-wave DFT calculations, we regard the Mulliken and Löwdin charges as effectively basis-set independent in the new plane-wave setting, a very assuring sign for all what follows. For reasons of completeness, aforementioned Mulliken charges taken from the literature⁵⁰ and computed by VASP (LDA) were recalculated by using state-of-the-art Hartree-Fock techniques (*i.e.*, Gaussian,⁵³ *cf.* Table S5 and Fig. S2†). Only the 6-31G** calculations yield improved results as compared to the literature but still face the problem of basis-set dependency due to being local. Reiterating the effective basis-set independence of Mulliken and Löwdin charges as derived from plane waves, it results from a fortunate synergy of (i) the nonlocality of the plane-wave basis set for DFT calculation and (ii) the superb quality (completeness) of the local basis set for analysis by LOBSTER.



Results and discussion

Both orbital-based Mulliken and Löwdin population analyses as implemented in LOBSTER automatically and accurately derive atomic charges in solid-state materials, and we will demonstrate their performance as regards ionic compounds, polar intermetallics, including commonly known archetypal Zintl phases, as well as another polar intermetallic compound, *i.e.*, stützite.⁵⁴ The latter mineral was chosen for the prototypical application of the tool, as more recent research⁵⁴ revealed that applying the Zintl–Klemm concept to it should be taken with a pinch of salt.

For comparison, density-based Bader charges were also calculated for the present compounds. Ahead of chemical comparisons, a word as regards technical performance (*i.e.*, time and resource consumption) seems appropriate. On average, Bader charge analyses (*cf.* Tables S7 and S8, Fig. S3 and S4†) consume significantly more time (5.1×) and slightly more resources (1.1×) than the respective LOBSTER calculations, the latter of which include the entire projection ahead of Mulliken and Löwdin population analyses, and also COHP and COOP analyses. In comparison to LOBSTER, the best Bader performance is achieved for LiAl and, in general, for high-symmetry compounds adopting the [NaCl] and [CsCl] type structures. In contrast, LOBSTER's population analyses excel in examining complex structures with low symmetry or disordered fragments. For instance, just 1/3 of Bader's resource requirements and 1/20 of its time consumption was required by LOBSTER for the case of $S_8(AsF_6)_2$.

Nonetheless, we note that Bader's density-based (and extremely quick) algorithm for charge calculation can not be blamed for that. On the contrary, VASP needs to perform resource-hungry all-electron calculations for the core charge densities as a prerequisite for Bader, and this is the numerical price paid for working with the density. Because LOBSTER operates directly with the wave function, its prior VASP calculations are significantly faster (see again Tables S7 and S8, Fig. S3 and S4†), a natural advantage of the non-density-based Mulliken and Löwdin approaches.

Ionic compounds

Alkaline halides MX with M = Na, K, Cs and X = F, Cl, Br, I are prototypical examples of salt-like materials. NaX, KX and CsF

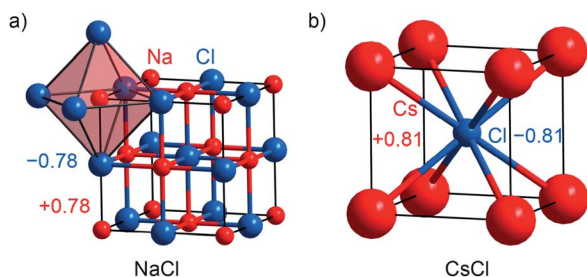


Fig. 2 (a) Representations of the crystal structures of sodium chloride being isostructural with NaX (X = F, Br, I), KX (X = F, Cl, Br, I), CsF, and LiAl, and (b) cesium chloride being isostructural with CsBr, CsI, and LiTl. The respective Mulliken charges are included.

crystallize with the [NaCl] type ($Fm\bar{3}m$; no. 225; Fig. 2a), while the remaining Cs-containing compounds adopt the [CsCl] type ($Pm\bar{3}m$; no. 221; Fig. 2b).^{55–64} The Mulliken charges (given in Table S1†) evidence that the new method implemented in LOBSTER reproduces the expected ionicity trend of the series, which is even clearer based on the Löwdin charges. The Mulliken charge is around $\pm 0.8e$ for every alkali halide compound with the exception of CsF (with $\pm 0.87e$). The alkaline fluorides show the largest Löwdin charges with ± 0.8 to $0.9e$, whereas the alkaline iodides exhibit the lowest charges with ± 0.6 to $0.7e$. Bader charges are closer to Mulliken charges (*cf.* Table S1†) but do not reproduce the electronegativity trend as nicely as Mulliken's approach does.

Zintl phases and polar intermetallics

To probe the validity of formal valence-electron distributions following the Zintl–Klemm idea, archetypal Zintl phases, *i.e.*, LiAl, LiTl, NaTl, KTI, CaSi, and several polyanionic ($CsTe_4$, Cs_2Te_5 , Cs_2I_8) as well as polycationic ($S_8(AsF_6)_2$, $Te_6(AsF_6)_4$) compounds were chosen as prototypical examples for Mulliken and Löwdin population analyses.^{22,65–73} Furthermore, the computed charges were compared to freshly computed Bader charges and those which had been previously reported in the literature. NaTl (Fig. 3a) crystallizes with space group $Fd\bar{3}m$ (no. 227) and its crystal structure is

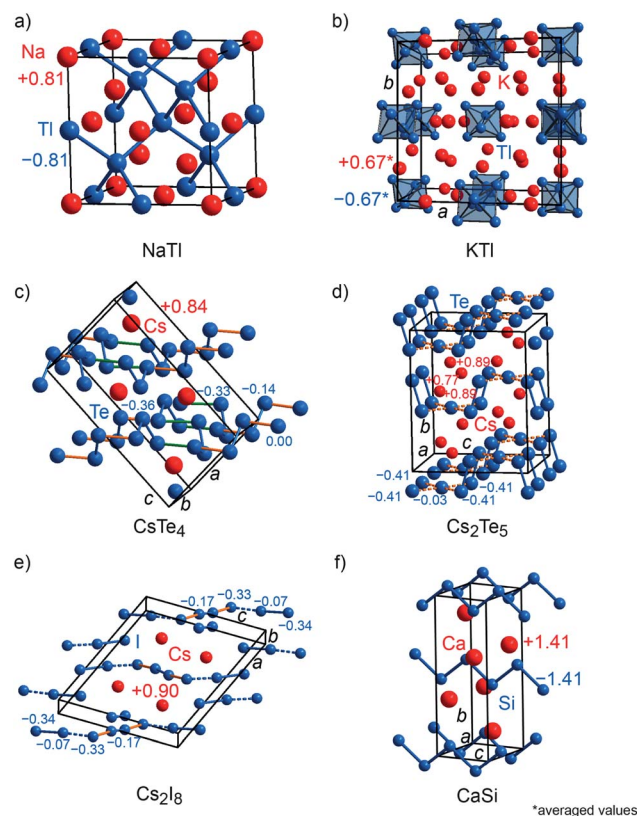


Fig. 3 (a) Representations of the crystal structures of sodium thallide, (b) potassium thallide, (c) $CsTe_4$, (d) Cs_2Te_5 , (e) Cs_2I_8 and (f) calcium silicide. Mulliken charges are shown. To distinguish bonds within the anions from those contacts between the anions, the contacts within the anions have been highlighted using different colors.



composed of a diamond-like network formed by the Tl anions enclosing the Na cations. LiAl is isostructural to NaCl (Fig. 2a), whereas LiTl crystallizes with the [CsCl] type of structure (Fig. 2b). KTI (Fig. 3b) crystallizes within *Cmce* (no. 64), a subgroup of *Fm $\bar{3}m$* (a subgroup of *I4/m $\bar{3}m$* , which is a subgroup of *Fm $\bar{3}m$*) because of the presence of distorted Ti_6^{6-} octahedra.²² Although NaTl, LiAl, LiTl and KTI are isoelectric compounds, they exhibit different charge tendencies (*cf.* Table S2†). With a Mulliken charge of $+0.81e$ for the sodium cation and $-0.81e$ for the thallium anion, the NaTl result almost coincides with the idealized Zintl–Klemm charges this is seemingly enough to allow for four Tl–Tl bonds per Tl anion, typical for a main-group IV pseudo element. Nonetheless, LiAl ($\pm 0.5e$) and LiTl ($\pm 0.4e$) show much lower charges. Because the charge transfer is lower, neither Al nor Tl become sufficiently main-group IV-like, so LiAl and LiTl do not adopt the [NaTl] type with Al–Al or Tl–Tl bonds but the [NaCl] and [CsCl] types, respectively.²² Since the structure of KTI is disordered, the Mulliken charges for the potassium cations range from $+0.56e$ to $+0.74e$ and for Ti^- from $-0.55e$ to $-0.73e$, resulting in an average charge of $\pm 0.67e$. Astonishingly enough, the computed Bader charges for NaTl ($\pm 0.7e$), LiAl ($\pm 0.8e$) and LiTl ($\pm 0.9e$) do not fit in the aforementioned picture (*cf.* Table S2†) and, thus, are chemically less meaningful. The average Bader charge of KTI ($\pm 0.66e$), however, coincides with that obtained from Mulliken charge analysis since the Bader charges for K^+ range from $+0.64e$ to $+0.68e$ and for Ti^- from $-0.57e$ to $-0.72e$.

CsTe_4 (Fig. 3c) and Cs_2I_8 (Fig. 3e) crystallize with space group no. 14 (*P2 $_1$ /c* and *P2 $_1$ /a*), while Cs_2Te_5 (Fig. 3d) and CaSi (Fig. 3f) follow *Cmcm* (no. 63), $\text{S}_8(\text{AsF}_6)_2$ (Fig. 4a) adopts *P2 $_1$ /c* (no. 14) but *C2/c* (no. 15) for $\text{Te}_6(\text{As}(\text{v})\text{F}_6)_4 \cdot \text{As}(\text{iii})\text{F}_3$ (Fig. 4b). The crystal structures of the tellurium-, iodine-, and sulfur-containing compounds comprise both anionic (Te_4^- , Te_5^{2-} , I_8^{2-}) and cationic (S_8^{2+} , Te_6^{4+}) units (Fig. 3c–e and 4a–b), while the respective counter ions are located between them. The charges for the cesium polytellurides and Cs_2I_8 perfectly match with those expected from applying the Zintl–Klemm concept (Table S2†). The Te_4^- anionic unit in CsTe_4 exhibits a total charge of $-0.83e$, the Te_5^{2-} unit in Cs_2Te_5 a total charge of $-1.67e$ and the I_8^{2-} unit in Cs_2I_8 a total charge of $-1.82e$. The individual atomic charges in those units can be taken from Fig. 3c–e. The Bader charges of the compounds (*cf.* Table S2†) show similar values. CaSi, a typical example of a Zintl phase, arrives at Mulliken and Löwdin charges of $\pm 1.4e$ (Table S2†) and, therefore, indicates a less ionic character than expected if considering the Zintl–Klemm concept ($\pm 2e$). And yet, this finding agrees well with previous research,⁷¹ which revealed, by means of experimental and theoretical techniques (*e.g.*, Bader charges $\pm 1.28e$, which also coincides with Bader charges of $\pm 1.26e$ calculated in this work, *cf.* Table S2†), that the Ca–Si bond in CaSi must have a somewhat covalent character, too. In the cases of the compounds incorporating polycationic units, $\text{S}_8(\text{AsF}_6)_2$ and $\text{Te}_6(\text{As}(\text{v})\text{F}_6)_4$, the total Mulliken and Löwdin charges of $+1.9e$ and $+3.5e$ for the S_8^{2+} cation unit and Te_6^{4+} unit, respectively, (Table S2,† individual charges of the atoms in Fig. 4a–b) agree well with the expectations. Here, Bader charges also coincide with Mulliken charges (*cf.* Table S2†).

The quaternary phase NFAl_2Ca_6 , which adopts the elpasolite type of structure (*Fm $\bar{3}m$* , no. 225; Fig. 4d), was also investigated in this work because this compound exhibits a rather exotic oxidation state for Al, that is, $\text{Al}(-\text{II})$, with a Bader charge of around $-2e$, otherwise found in significantly larger Zintl phases like $\text{Sr}_{14}(\text{Al}_4)_2(\text{Ge})_3$ (*R $\bar{3}$* , no. 148; Fig. 4c).^{74,75} The density-based Bader charges of the strontium cations in $\text{Sr}_{14}(\text{Al}_4)_2(\text{Ge})_3$ were previously reported⁷⁵ to range from $+1.13$ to $+1.20e$, while that of aluminum is $-1.7e$, indicating an oxidation state of $-\text{II}$, as written before, and that of germanium is $-2.2e$. These charges are confirmed by the present orbital-based Mulliken and Löwdin population analyses (Table S3†) which reveal the Mulliken charges for Sr to range from $+1.17$ to $+1.29e$ (Löwdin charges $+1.28$ to $+1.36e$), for Al from -1.18 to $-1.41e$ (Löwdin charges -1.28 to $-1.45e$), and for Ge, the Mulliken charge is $-2.23e$ (Löwdin charge $-2.40e$). Note that the Mulliken and Löwdin charges are lower than the Bader charge for aluminum. It is striking that all three charge analyses only yield half of the charge that is expected based on the Zintl–Klemm recipe. In the case of NFAl_2Ca_6 , the Bader,⁷⁴ Mulliken and Löwdin charges depict the same picture of the electronic situation (Table S3†). While the computed Bader charge and the one from the literature for nitrogen is $-2e$ and the Mulliken/Löwdin charge is around $-2.3e$, the charge for fluoride is around $-1e$ in all three cases. Aluminum exhibits a rather unexpected Bader charge of $-2.27e$ (computed) and $-2.13e$ (literature), respectively, and a Mulliken/Löwdin charge of $-2.5e$. The calcium cation has a similar Bader and Mulliken/Löwdin charge with $+1.2e$ and $+1.4e$, respectively.

In summary, the implemented Mulliken and Löwdin population analysis method has been successfully applied to a series of salt-like compounds as well as polar intermetallics in order to accurately calculate the valence-electron distributions, directly using the electronic structure in reciprocal space. And yet, certain deviations between the Mulliken and Löwdin charges and the charges expected from Zintl–Klemm concept have been identified.

Previous research on polar intermetallics revealed the existence of certain compounds which are also composed of poly-anionic units but are poorer in valence electrons relative to the Zintl phases.^{5,6,76} In particular, the mineral stützite $\text{Ag}_{5-x}\text{Te}_3$, for which a homogeneity range from $x = -0.25$ to $x = 1.44$ has been identified,^{77–79} was chosen as a prototypical example for the application of the population analysis tool, as its crystal structure comprises building units similar to those observed for Zintl phases, but its electronic structure can scarcely be recognized by the Zintl–Klemm idea.⁵⁴ The crystal structure of stützite (*P $\bar{6}2m$* , no. 189; Fig. 5) is composed of tellurium dumbbells $[\text{Te}^-]_2$ and, furthermore, honeycomb (h)- and Kagome (K)-fashioned tellurium nets, which are not Te–Te bonded (because of interatomic distances larger than 4.7 \AA) but stacked in a sequence of $-\text{h}-\text{K}-\text{h}-\text{K}-$. The silver atoms are distributed between the tellurium nets and surround the tellurium atoms, thereby forming different types of polyhedra. A detailed structural analysis of stützite also revealed the presence of positional disorder for diverse silver as well as tellurium sites; details



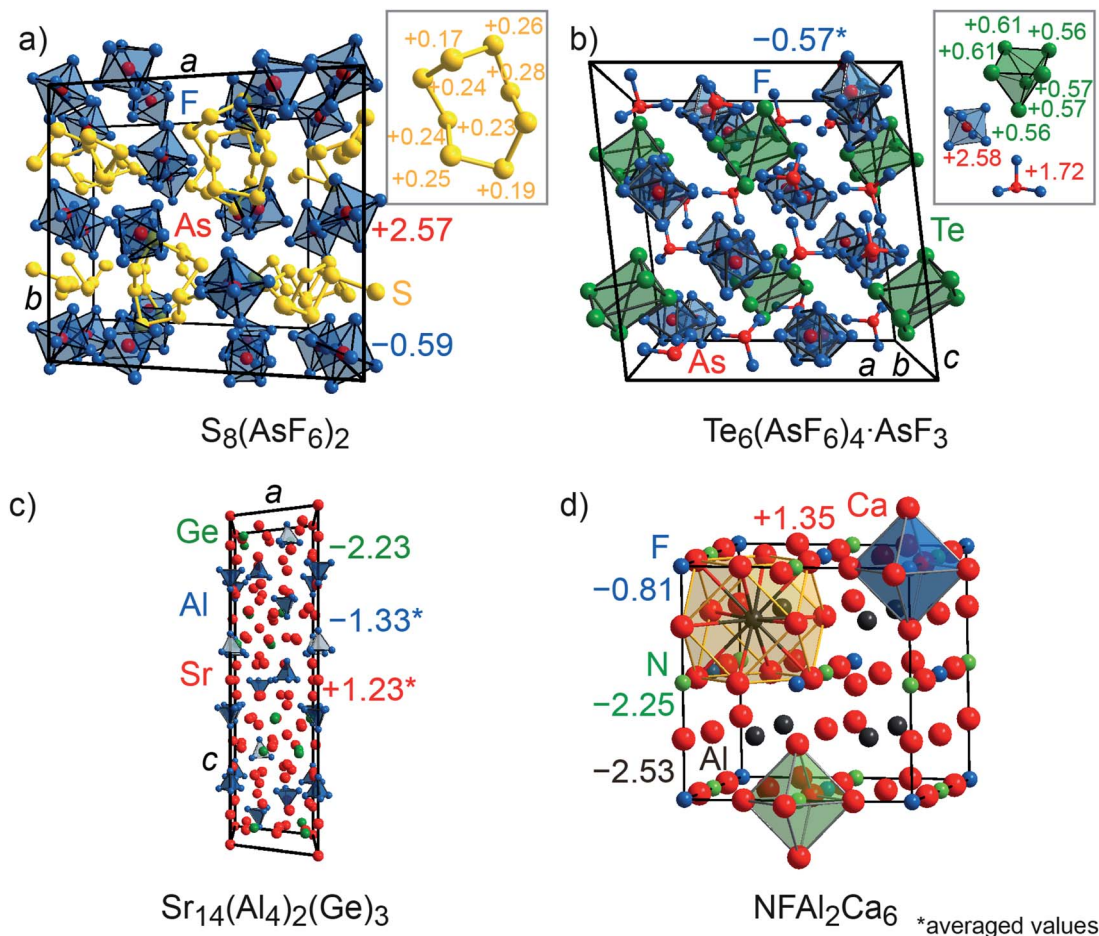


Fig. 4 (a) Representations of the crystal structures of $S_8(AsF_6)_2$, (b) $Te_6(As(v)F_6)_4As(III)F_3$, (c) $Sr_{14}(Al_4)_2(Ge)_3$, and (d) $NFAl_2Ca_6$ (elpasolite structure). Mulliken charges are shown.

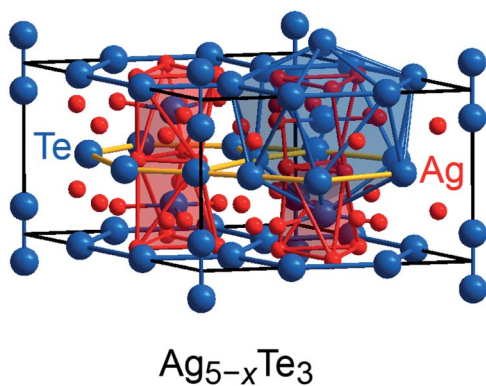


Fig. 5 Representation of the crystal structure of stützite: tellurium (blue) as well as silver (red) atoms related to smaller site occupancy factors have been omitted for the benefit of a better representation. The Kagome-fashioned tellurium nets have been highlighted in yellow.

regarding the structure determinations have been reported elsewhere.^{54,80}

When attempting to describe this material by means of the Zintl-Klemm concept, formal electron distributions such as

$(Ag^+)_{34}(Te^{2-})_{13}([Te^-]_2)_4$ and $(Ag^+)_{36}(Te^{2-})_{13}([Te^-]_2)_4(e^-)_2$ come to mind for a “ $Ag_{34}Te_{21}$ ” composition and a “ $Ag_{36}Te_{21}$ ” composition, respectively. Because previous research on the phase widths of stützite (see above) identified the existence of compositions being poorer in silver content relative to the electron-precise $Ag_{34}Te_{21}$ ($=Ag_{4.86}Te_3$), one may raise the question how the valence-electron distributions in such electron-poorer intermetallics can be understood. In this connection, it should also be noted that the difference between absolute electronegativities⁸¹ of silver (4.44 eV) and tellurium (5.49 eV) is rather small. Hence, as the application of the Zintl concept is a clear oversimplification and probably reaches its limits in the present case, we employed the Mulliken and Löwdin population analysis tool to extract the charge distributions in this telluride from first-principles.

An application of Mulliken's approach yields an average charge distribution – note that the crystal structure is disordered – of $(Ag^{+0.37})_{32}(Te^{-0.66})_{13}([Te^{-0.40}]_2)_4$ for “ $Ag_{32}Te_{21}$ ”, of $(Ag^{+0.36})_{34}(Te^{-0.68})_{13}([Te^{-0.36}]_2)_4$ for “ $Ag_{34}Te_{21}$ ”, and of $(Ag^{+0.33})_{36}(Te^{-0.64})_{13}([Te^{-0.42}]_2)_4$ for “ $Ag_{36}Te_{21}$ ”; the lesser charged Te atoms play the role of X halogen atoms (forming X_2 dumbbells) whereas the higher charged Te atoms stay isolated and, hence, resemble noble-gas atoms with a filled octet. The



corresponding Löwdin charges are similar, *cf.* Table S4.† Clearly, the electron transfer from Ag to Te is mirrored by the computed (and significant) charges, and the charge distributions resemble the tendencies proposed from a Zintl–Klemm treatment in a certain way; however, as also pointed out by more recent research,⁵⁴ the (electronic) structure and, so, the electron (or charge) distribution are apparently not strongly influenced by the silver content of the compound. And yet, is it possible to extract further information about the tendency to adopt a certain composition based on the computed charges?

In fact, the knowledge of the charges allows computing the Madelung energies, ϵ_M , for all three stützite models. There is a plethora of (historical) publications demonstrating that Madelung energies can serve as a reliable method for quickly examining the electronic structures and stabilities of solid-state compounds,^{82–85} including a very recent study.⁸⁶ In the present case, the Madelung energies were achieved using the Fourier method as implemented in VESTA^{87,88} by taking the Mulliken charges as obtained by LOBSTER's population analysis. For the Madelung calculations, the radii of anionic spheres were set to 1.3 Å (less than half of the smallest interatomic distance), and the reciprocal-space ranges were set to 3.2 Å⁻¹. The convergence of the Madelung energies with variations of the parameters was also ensured. In addition to the Madelung energies, the formation enthalpies of all stützite models were evaluated as independent theoretical data. The formation enthalpies were derived from the total energies E of the respective stützite models and elemental silver and tellurium – a procedure that is valid for a pressure close to zero, as the pV term in $H = E + pV$ vanishes, so that the total energy is equivalent to the enthalpy $E = H$.⁴¹

A look at the formation enthalpies (Table 1) yields that all inspected stützite models are exothermic compounds. In addition, a comparison with the Madelung energies (also Table 1) not only reveals that the lowest energy corresponds to the “Ag₃₄Te₂₁” model, which is also related to the lowest formation energy, but the courses of formation enthalpies and Madelung energies run parallel. In other words, the Madelung energies mirror the total energies which is surprising for a phase in which the absolute electronegativities are quite close. We also note that recent research⁵⁴ on the vibrational properties of the three stützite compositions, *i.e.*, “Ag₃₆Te₂₁”, “Ag₃₄Te₂₁”, and “Ag₃₂Te₂₁”, showed all three of them to be dynamically stable, although “Ag₃₄Te₂₁” is energetically most favorable. Thus, how can the trends seen from both the formation enthalpies as well as Madelung energies be understood at the atomic scale? An additional inspection of the densities-of-states (DOS) curves

(Fig. S1†) and crystal-orbital-Hamilton-populations for the aforementioned stützite models reveals a rather subtle interplay between the location of the Fermi level at a maximum of the DOS in the silver-poorest telluride and the occupations of antibonding Ag–Te states for the silver-rich compositions. Furthermore, the Fermi level in “Ag₃₄Te₂₁” falls into a band gap – an electronically favorable situation (*cf.* DOS (ϵ_F) in Table 1). Accordingly, “Ag₃₄Te₂₁” is related to the most negative Madelung energy as the electronically most favorable situation – a gap at the Fermi level is achieved for that model. The composition “Ag₃₆Te₂₁” corresponds to the least exothermic formation enthalpy and least negative Madelung energy and, hence, is the least favorable model due to the occupations of additional antibonding states. ΔH_f and ϵ_M of “Ag₃₂Te₂₁” are located in-between those of “Ag₃₄Te₂₁” and “Ag₃₆Te₂₁”, since the Fermi level is located at a maximum of the DOS, but fewer antibonding states are occupied for this composition (*cf.* ref. 54 and ESI of ref. 54). In summary, it can be inferred that the wave-function-based computations of the atomic charges (and Madelung energies) for the three models provide a straightforward way to identify the stability trends for the (structurally) complex intermetallic, irrespective of the size of the charge transfer. For reasons of completeness, we also mention alternative density-based approaches (*e.g.*, DDEC) which have been specially proposed to reproduce the electrostatic potential and energy of systems based on DFT calculations.⁸⁹

Conclusions

Implementing both Mulliken and Löwdin population analyses into the LOBSTER package has been demonstrated as a way to effectively and accurately calculate basis-set independent charges from plane-wave calculations. By doing so, one arrives at straightforward and inexpensive means to recognize the charge distributions in ionic as well as polar intermetallics directly using the wave function without the costlier need to partition electron densities in real space. In the cases of the Zintl compounds, the charges calculated with the new tool correlate well to those charges expected from applying the Zintl–Klemm concept. Additionally, more light was shed on the electronic situation in the mineral stützite, where an application of the Zintl–Klemm concept could not clarify the actual electron distributions. Although the Mulliken and Löwdin charges somehow resemble the ones assumed by a Zintl–Klemm treatment and there is indeed charge transfer from silver to tellurium, the charges vary slightly relative to the silver content in the model structures of stützite, and they are only around one third of the charges expected from the Zintl concept. In addition, it was demonstrated that Madelung energies can be easily computed from the wave-function-based Mulliken charges, thereby providing a straightforward approach to evaluate the stability trends for that (structurally) complex intermetallic.

Conflicts of interest

There are no conflicts of interest to declare.

Table 1 Formation enthalpy ΔH_f , Madelung energy ϵ_M (per unit cell), and numerical value of the density-of-states (DOS) at the Fermi level of the three stützite compositions

Compound	ΔH_f (kJ mol ⁻¹)	ϵ_M (kJ mol ⁻¹)	DOS (ϵ_F)
“Ag ₃₂ Te ₂₁ ”	–275.78	–4138.2	19.96
“Ag ₃₄ Te ₂₁ ”	–301.00	–4302.8	0.00
“Ag ₃₆ Te ₂₁ ”	–221.41	–3873.3	12.63



Appendix

In order to determine GP_μ from eqn (3) using Mulliken's approach, the electron-density distribution in a molecule or solid is divided into a net population (NP) and an overlap population (OP) by using the normalization condition ($\int \psi_j^*(\mathbf{k})\psi_j(\mathbf{k})d\tau = 1$) of a square-integrable wave function in \mathbf{k} -space

$$\begin{aligned} \int \psi_j^*(\mathbf{k})\psi_j(\mathbf{k}) d\tau &= \sum_{\mu} C_{ij}^2(\mathbf{k}) \int \chi_{\mu}^2(\mathbf{k})d\tau \\ &+ \sum_{\mu < \nu} 2 C_{ij}(\mathbf{k})C_{\nu j}(\mathbf{k}) \int \chi_{\mu}(\mathbf{k})\chi_{\nu}(\mathbf{k}) d\tau \\ &= \sum_{\mu} C_{ij}^2(\mathbf{k}) + \sum_{\mu < \nu} 2C_{ij}(\mathbf{k})C_{\nu j}(\mathbf{k})S_{\mu\nu}(\mathbf{k}) \\ &= \sum_{\mu} NP_{\mu} + \sum_{\mu < \nu} OP_{\mu\nu}, \end{aligned} \quad (4)$$

so that the Mulliken gross orbital population GP_μ can be written as

$$GP_{\mu} = NP_{\mu} + \frac{1}{2} \sum_{\nu} OP_{\mu\nu}. \quad (5)$$

In the density-matrix formalism, GP_μ is defined as

$$GP_{\mu} = \sum_k \sum_{\nu} P_{\mu\nu}(\mathbf{k})S_{\mu\nu}(\mathbf{k})w(\mathbf{k}), \quad (6)$$

where $w(\mathbf{k})$ is the weight of delta-function integration of the corresponding \mathbf{k} -point, and $P_{\mu\nu}(\mathbf{k})$ and $S_{\mu\nu}(\mathbf{k})$ are the \mathbf{k} -dependent density and overlap matrix elements for orbitals μ and ν , respectively, also in reciprocal space,

$$P_{\mu\nu}(\mathbf{k}) = \sum_j f_j(\mathbf{k})C_{ij}^*(\mathbf{k})C_{\nu j}(\mathbf{k}), \quad (7)$$

$$S_{\mu\nu}(\mathbf{k}) = \langle \chi_{\mu}(\mathbf{k}) | \chi_{\nu}(\mathbf{k}) \rangle, \quad (8)$$

with the occupation number f_j of band j and the LCAO-CO coefficients $C_{ij}(\mathbf{k})$.

To proceed with Löwdin population analysis, the basis set χ must be orthogonalized, accomplished *via* application of Löwdin's symmetric orthogonalization (LSO).^{47,48} A new basis set χ' and a new coefficient matrix C' are then constructed from the old ones by linear transformation

$$\chi'(\mathbf{k}) = S^{-1/2}(\mathbf{k})\chi(\mathbf{k}), \quad (9)$$

$$C'(\mathbf{k}) = S^{1/2}(\mathbf{k})C(\mathbf{k}). \quad (10)$$

The positive and negative square root of the overlap matrix S can be obtained from diagonalization of S .⁴⁸ The LSO ensures that the orthogonalized basis functions lie as closely as possible (in Hilbert space) to the original functions. After applying the LSO, a new density matrix $P' = S^{1/2}PS^{1/2}$ is obtained and the Löwdin gross orbital population GP_μ can be calculated as follows

$$GP_{\mu} = \sum_k P'_{\mu\mu}(\mathbf{k})w(\mathbf{k}), \quad (11)$$

since the overlap matrix in an orthonormal basis is the identity matrix.

Acknowledgements

The authors wish to thank the IT Center of RWTH Aachen University and Deutsche Forschungsgemeinschaft for providing the computational time as well as the resources, and Dr Ryky Nelson and Philipp M. Konze for technical assistance regarding the generation of the code and the pictures. S. T. is grateful for a Liebig stipend of the Verband der Chemischen Industrie e.V. (FCI), Frankfurt, Germany. We would also like to thank two perceptive reviewers who made us explicitly highlight the principal difference between wave-function-based and density-based charge approaches.

References

- 1 D. C. Schmitt, B. L. Drake, G. T. McCandless and J. Y. Chan, *Acc. Chem. Res.*, 2015, **48**, 612–618.
- 2 G. J. Miller, *Eur. J. Inorg. Chem.*, 1998, **1998**, 523–536.
- 3 S. Curtarolo, G. L. W. Hart, M. B. Nardelli, N. Mingo, S. Sanvito and O. Levy, *Nat. Mater.*, 2013, **12**, 191–201.
- 4 R. Nesper, *Angew. Chem., Int. Ed. Engl.*, 1991, **30**, 789–817.
- 5 J. D. Corbett, *Inorg. Chem.*, 2010, **49**, 13–28.
- 6 F. C. Gladisch and S. Steinberg, *Crystals*, 2018, **8**, 80.
- 7 T. B. Massalski and U. Mizutani, *Prog. Mater. Sci.*, 1978, **22**, 151–262.
- 8 U. Mizutani and H. Sato, *Crystals*, 2017, **7**, 9.
- 9 H. Jones, *Proc. Phys. Soc.*, 1937, **49**, 250–257.
- 10 E. Zintl, *Angew. Chem.*, 1939, **52**, 1–6.
- 11 H. Schäfer, B. Eisenmann and W. Müller, *Angew. Chem., Int. Ed. Engl.*, 1973, **12**, 694–712.
- 12 G. J. Miller, M. W. Schmidt, F. Wang and T.-S. You, *Struct. Bonding*, 2011, **139**, 1–55.
- 13 J. D. Corbett, *Angew. Chem., Int. Ed.*, 2000, **39**, 670–690.
- 14 M.-H. Whangbo, C. Lee and J. Köhler, *Angew. Chem., Int. Ed.*, 2006, **45**, 7465–7469.
- 15 J. Köhler and M.-H. Whangbo, *Solid State Sci.*, 2008, **10**, 444–449.
- 16 E. S. Toberer, A. F. May and G. J. Snyder, *Chem. Mater.*, 2010, **22**, 624–634.
- 17 J. R. Sootsman, D. Y. Chung and M. G. Kanatzidis, *Angew. Chem., Int. Ed.*, 2009, **48**, 8616–8639.
- 18 G. J. Snyder and E. S. Toberer, *Nat. Mater.*, 2008, **7**, 105–114.
- 19 S. M. Kauzlarich, S. R. Brown and G. J. Snyder, *Dalton Trans.*, 2007, 2099–2107.
- 20 X. Sun, X. Li, J. Yang, J. Xi, R. Nelson, C. Ertural, R. Dronskowski, W. Liu, G. J. Snyder, D. Singh and W. Zhang, *J. Comput. Chem.*, 2019, **40**, 1693–1700.
- 21 G. A. Papoian and R. Hoffmann, *Angew. Chem., Int. Ed.*, 2000, **39**, 2408–2448.
- 22 F. Wang and G. J. Miller, *Inorg. Chem.*, 2011, **50**, 7625–7636.
- 23 F. C. Gladisch and S. Steinberg, *Eur. J. Inorg. Chem.*, 2017, 3395–3400.
- 24 G. Kresse and J. Furthmüller, *Comput. Mater. Sci.*, 1996, **6**, 15–50.



- 25 G. Kresse and J. Furthmüller, *Phys. Rev. B: Condens. Matter Mater. Phys.*, 1996, **54**, 11169–11186.
- 26 G. Kresse and J. Hafner, *Phys. Rev. B: Condens. Matter Mater. Phys.*, 1993, **47**, 558–561.
- 27 G. Kresse and D. Joubert, *Phys. Rev. B: Condens. Matter Mater. Phys.*, 1999, **59**, 1758–1775.
- 28 G. Kresse, M. Marsman and J. Furthmüller, *Vienna Ab initio Simulation Package (VASP), The Guide, Computational Materials Physics*, Faculty of Physics, Universität Wien, Vienna, Austria, 2014.
- 29 J. P. Perdew, K. Burke and M. Ernzerhof, *Phys. Rev. Lett.*, 1996, **77**, 3865–3868.
- 30 H. J. Monkhorst and J. D. Pack, *Phys. Rev. B: Condens. Matter Mater. Phys.*, 1976, **13**, 5188–5192.
- 31 R. F. W. Bader, *Chem. Rev.*, 1991, **91**, 893–928.
- 32 R. F. W. Bader, *Atoms in Molecules: A Quantum Theory*, Oxford University Press, Oxford, 1994.
- 33 G. Henkelman, A. Arnaldsson and H. Jónsson, *Comput. Mater. Sci.*, 2006, **36**, 354–360.
- 34 E. Sanville, S. D. Kenny, R. Smith and G. Henkelman, *J. Comput. Chem.*, 2007, **28**, 899–908.
- 35 W. Tang, E. Sanville and G. Henkelman, *J. Phys.: Condens. Matter*, 2009, **21**, 084204.
- 36 M. Yu and D. R. Trinkle, *J. Chem. Phys.*, 2011, **134**, 064111.
- 37 C. Bunge, J. Barrientos and A. Bunge, *At. Data Nucl. Data Tables*, 1993, **53**, 113–162.
- 38 S. Maintz, V. L. Deringer, A. L. Tchougréeff and R. Dronskowski, *J. Comput. Chem.*, 2013, **34**, 2557–2567.
- 39 S. Maintz, V. L. Deringer, A. L. Tchougréeff and R. Dronskowski, *J. Comput. Chem.*, 2016, **37**, 1030–1035.
- 40 R. Dronskowski and P. E. Blöchl, *J. Phys. Chem.*, 1993, **97**, 8617–8624.
- 41 R. Dronskowski, *Computational Chemistry of Solid State Materials - A Guide for Material Scientists, Chemists, Physicists and others*, WILEY-VCH Verlag GmbH & Co. KGaA, Weinheim, 2005.
- 42 F. Bloch, *Z. Phys.*, 1929, **50**, 555–600.
- 43 C. C. J. Roothaan, *Rev. Mod. Phys.*, 1951, **23**, 69–89.
- 44 S. Steinberg and R. Dronskowski, *Crystals*, 2018, **8**, 225.
- 45 V. L. Deringer, A. L. Tchougréeff and R. Dronskowski, *J. Phys. Chem. A*, 2011, **115**, 5461–5466.
- 46 R. S. Mulliken, *J. Chem. Phys.*, 1955, **23**, 1833–1840.
- 47 P. O. Löwdin, *J. Chem. Phys.*, 1950, **18**, 365–375.
- 48 L. Piela, *Ideas of Quantum Chemistry (Appendix J)*, Elsevier B.V., Amsterdam, 1st edn, 2007.
- 49 W.-L. Li, C. Ertural, D. Bogdanovski, J. Li and R. Dronskowski, *Inorg. Chem.*, 2018, **57**, 12999–13008.
- 50 A. Szabo and N. S. Ostlund, *Modern Quantum Chemistry - Introduction to Advanced Electronic Structure Theory*, Dover Publications, Inc., Mineola, New York, 1996.
- 51 P. Hohenberg and W. Kohn, *Phys. Rev.*, 1964, **136**, B864–B871.
- 52 T. Koga, K. Kanayama, S. Watanabe and A. J. Thakkar, *Int. J. Quantum Chem.*, 1999, **71**, 491–497.
- 53 M. J. Frisch, G. W. Trucks, H. B. Schlegel, G. E. Scuseria, M. A. Robb, J. R. Cheeseman, G. Scalmani, V. Barone, G. A. Petersson, H. Nakatsuji, X. Li, M. Caricato, A. V. Marenich, J. Bloino, B. G. Janesko, R. Gomperts, B. Mennucci, H. P. Hratchian, J. V. Ortiz, A. F. Izmaylov, J. L. Sonnenberg, D. Williams-Young, F. Ding, F. Lipparini, F. Egidi, J. Goings, B. Peng, A. Petrone, T. Henderson, D. Ranasinghe, V. G. Zakrzewski, J. Gao, N. Rega, G. Zheng, W. Liang, M. Hada, M. Ehara, K. Toyota, R. Fukuda, J. Hasegawa, M. Ishida, T. Nakajima, Y. Honda, O. Kitao, H. Nakai, T. Vreven, K. Throssell, J. A. Montgomery Jr, J. E. Peralta, F. Ogliaro, M. J. Bearpark, J. J. Heyd, E. N. Brothers, K. N. Kudin, V. N. Staroverov, T. A. Keith, R. Kobayashi, J. Normand, K. Raghavachari, A. P. Rendell, J. C. Burant, S. S. Iyengar, J. Tomasi, M. Cossi, J. M. Millam, M. Klene, C. Adamo, R. Cammi, J. W. Ochterski, R. L. Martin, K. Morokuma, O. Farkas, J. B. Foresman and D. J. Fox, *Gaussian 09, Revision D.01*, Gaussian, Inc., Wallingford CT, 2016.
- 54 K. C. Göbgen, F. C. Gladisch and S. Steinberg, *Inorg. Chem.*, 2018, **57**, 412–421.
- 55 Y. Shirako, Y. G. Shi, A. Aimi, D. Mori, H. Kojitani, K. Yamaura, Y. Inaguma and M. Akaogi, *J. Solid State Chem.*, 2012, **191**, 167–174.
- 56 V. L. Cherginets, V. N. Baumer, S. S. Galkin, L. V. Glushkova, T. P. Rebrova and Z. V. Shtitelman, *Inorg. Chem.*, 2006, **45**, 7367–7371.
- 57 J. E. Nickels, M. A. Fineman and W. E. Wallace, *J. Phys. Chem.*, 1949, **53**, 625–628.
- 58 H. E. Swanson, E. Posnjak and R. W. G. Wyckoff, *Natl. Bur. Stand. Circ.*, 1955, **539**, 31–32.
- 59 G. J. Finch and S. Fordham, *Proc. Phys. Soc.*, 1936, **48**, 85–94.
- 60 M. Ahtee, *Ann. Acad. Sci. Fenn., Ser. A6*, 1969, **313**, 1–11.
- 61 E. Posnjak and R. W. G. Wyckoff, *J. Wash. Acad. Sci.*, 1922, **12**, 248–251.
- 62 V. Ganesan, *Pramana-J. Phys.*, 1986, **27**, 469–474.
- 63 A. Demont, C. Prestipino, O. Hernandez, E. Elkaim, S. Paofai, N. Naumov, B. Fontaine, R. Gautier and S. Cordier, *Chem.-Eur. J.*, 2013, **19**, 12711–12719.
- 64 A. Smakula and J. Kalnajs, *Phys. Rev.*, 1955, **99**, 1737–1743.
- 65 E. Zintl and W. Dullenkopf, *Z. Phys. Chem.*, 1932, **16**, 195–205.
- 66 K. Kishio and J. O. Brittain, *J. Phys. Chem. Solids*, 1979, **40**, 933–940.
- 67 W. Baden, P. C. Schmidt and A. Weiss, *Phys. Status Solidi A*, 1979, **51**, 183–190.
- 68 P. Böttcher and U. Kretschmann, *Z. Anorg. Allg. Chem.*, 1985, **523**, 145–152.
- 69 P. Böttcher and U. Kretschmann, *Z. Anorg. Allg. Chem.*, 1982, **491**, 39–46.
- 70 E. E. Havinga, Dissertation, Univ. Groningen, Holland, 1957.
- 71 I. M. Kurylyshyn, T. F. Fässler, A. Fischer, C. Hauf, G. Eickerling, M. Presnitz and W. Scherer, *Angew. Chem., Int. Ed.*, 2014, **53**, 3029–3032.
- 72 C. G. Davies, R. J. Gillespie, J. J. Park and J. Passmore, *Inorg. Chem.*, 1971, **10**, 2781–2784.
- 73 R. C. Burns, D. R. Slim, R. J. Gillespie and W. C. Luk, *Inorg. Chem.*, 1979, **18**, 3086–3094.
- 74 F. A. Faber, A. Lindmaa, O. A. von Lilienfeld and R. Armiento, *Phys. Rev. Lett.*, 2016, **117**, 135502.



- 75 M. Wendorff and C. Röhr, *Z. Naturforsch.*, 2007, **62b**, 1227–1234.
- 76 Q. Lin and G. J. Miller, *Acc. Chem. Res.*, 2018, **51**, 49–58.
- 77 W. Kälin and J. R. Günter, *J. Solid State Chem.*, 1996, **123**, 391–397.
- 78 J. Peters, O. Conrad, B. Bremer and B. Krebs, *Z. Anorg. Allg. Chem.*, 1996, **622**, 1823–1832.
- 79 R. M. Imamov and Z. G. Pinsker, *Kristallografiya*, 1966, **11**, 182–190.
- 80 F. Baumer and T. Nilges, *Inorg. Chem.*, 2017, **56**, 13930–13937.
- 81 R. G. Pearson, *Inorg. Chem.*, 1988, **27**, 734–740.
- 82 M. F. C. Ladd and W. H. Lee, *Prog. Solid State Chem.*, 1964, **1**, 37–82.
- 83 M. F. C. Ladd and W. H. Lee, *Prog. Solid State Chem.*, 1965, **2**, 378–413.
- 84 T. C. Waddington, *Adv. Inorg. Chem. Radiochem.*, 1959, **1**, 157–221.
- 85 H. D. B. Jenkins, *Rev. Chim. Miner.*, 1979, **16**, 134–150.
- 86 D. Kato, K. Hongo, R. Maezono, M. Higashi, H. Kunioku, M. Yabuuchi, H. Suzuki, H. Okajima, C. Zhong, K. Nakano, R. Abe and H. Kageyama, *J. Am. Chem. Soc.*, 2017, **139**, 18725–18731.
- 87 M. P. Tosi, *Solid State Phys.*, 1964, **16**, 1–120.
- 88 K. Momma and F. Izumi, *J. Appl. Crystallogr.*, 2001, **44**, 1272–1276.
- 89 T. A. Manz and N. Gabaldon Limas, *RSC Adv.*, 2016, **6**, 47771–47801.

