



Cite this: *RSC Adv.*, 2019, 9, 5302

First-principles calculations of mechanical and thermodynamic properties of tetragonal Be₁₂Ti

Xiankun Liu,^a Qijie Feng,^a Bin Tang,^a Jian Zheng,^a Zhou Zheng,^b Wei Zhou,^a Jiting Tian^a and Jing Wang^c

The elastic and thermodynamic properties of tetragonal Be₁₂Ti under high temperature and pressure are investigated by first-principles calculations based on pseudopotential plane-wave density functional theory (DFT) within the generalized gradient approximation (GGA) and quasi-harmonic approximation (QHA). The calculated lattice parameters and bulk modulus are in good agreement with the available experimental data. The calculated elastic constants of Be₁₂Ti increase monotonously with increasing pressure, and the elastic stability criterion and the phonon dispersion calculation show that the Be₁₂Ti crystal satisfies the mechanical and dynamic stability under applied pressure (0–100 GPa). The related mechanical properties such as bulk modulus (*B*), shear modulus (*G*), Young's modulus (*E*), and Poisson's ratio (*ν*) are also studied for polycrystalline of Be₁₂Ti; the calculated *B/G* value shows that Be₁₂Ti behaves in a brittle manner, and higher pressure can significantly improve the brittleness of Be₁₂Ti. The elastic anisotropy is demonstrated by the elastic anisotropy factors. The direction-dependent Young's modulus and bulk modulus of Be₁₂Ti are dealt with in detail under pressure from 0 GPa to 100 GPa. The pressure and temperature dependencies of the relative volume, the bulk modulus, the elastic constants, the heat capacity and the thermal expansion coefficient, as well as the entropy are obtained and discussed using the quasi-harmonic approximation in the ranges of temperature 0–1600 K and pressure 0–100 GPa.

Received 21st October 2018
Accepted 4th February 2019

DOI: 10.1039/c8ra08711c

rsc.li/rsc-advances

1. Introduction

It is well known that titanium beryllide Be₁₂Ti is an alternative to metallic beryllium as a material for neutron multipliers in blanket designs of fusion reactors.^{1–3} In particular, Be₁₂Ti alloy has a higher melting point and better compatibility with structural materials, better oxidation resistance and resistance to a swelling under neutron irradiation compared with metallic beryllium in the fusion blanket design of a DEMO reactor.^{4–7} As we know, in the DEMO reactor, as functional materials, Be₁₂Ti alloys will be used at high temperature and high pressure as well as in a high neutron flux environment where the blanket has a temperature up to 1123 K, a neutron damage dose of an order of 50 dpa and helium accumulation of 20 000 appm.^{8,9} At high temperature, the Be₁₂Ti alloy has thermal stress problems, which will produce microcracks and effect the application and lifetime of the Be₁₂Ti material, even affecting the performance parameters of fusion reactors. However, thermal stresses are related to the elastic anisotropy and thermodynamic properties of the materials at corresponding temperatures. In addition, pressure is an important role in the mechanical and elastic

properties of the materials,^{10,11} it can be produced phase transitions and changes of physical and chemical properties in the materials.^{12,13} From early literature, more research has focused on experimental aspects for Be₁₂Ti, especially for the fabrication and tritium release under normal conditions.^{14–17} Although there are a few theoretical calculations for Be–Ti alloys, they mainly focus on hexagonal Be₁₂Ti alloy,^{18,19} as for the tetragonal Be₁₂Ti, its elastic and thermodynamic properties under high temperature and pressure are missing. Hence, it is necessary to obtain the elastic anisotropy and thermodynamic properties of tetragonal Be₁₂Ti alloy at high temperature and high pressure. The first-principles density functional theory method (DFT) is a useful tool for predicting the physical properties of the solid materials, particularly elastic and thermodynamic properties, and it has been widely applied in various materials.^{20–27}

In this present work, the effects of temperature and pressure on the structure, elasticity and thermodynamic properties of tetragonal Be₁₂Ti alloys are studied by using the first-principles method and quasi-harmonic approximation (QHA). The calculated results are expected to provide valuable estimation for the experimental and theoretical research of Be₁₂Ti intermetallic compound. The rest paper is organized as follows: in Section 2, we have given the theoretical method and the computation details. Some results and discussions are described in Section 3. Finally, the summary of our main results and conclusions is summarized in Section 4.

^aInstitute of Nuclear Physics and Chemistry, CAEP, Mianyang 621900, China. E-mail: xiankunliu@126.com; xiankunliu@caep.cn

^bInstitute of Chemical Materials, CAEP, Mianyang 621900, China

^cInstitute of Materials, CAEP, Mianyang 621900, China



2. Computational methods and details

In present work, all calculations are performed by first-principles based on VASP software package,²⁸ which is based on density functional theory (DFT). We describe the interaction between core ions and valence electrons using PAW pseudo-potentials^{29,30} and the exchange-correlation function are treated by the generalized gradient approximation (GGA) within Perdew–Burke–Ernzerhof (PBE). The plane wave cut-off energy was taken as 550 eV. Pseudo atomic calculations of Be₁₂Ti are performed for Be 2s² and Ti 3s²3p⁶3d²4 s². For the Brillouin-zone sampling, we use the 8 × 8 × 14 Monkhorst–Pack mesh for *k*-space integration, where the self-consistent convergence of the total energy is set to 1.0 × 10^{−6} eV per atom, the maximum ionic force on the atom is below 0.0001 eV Å^{−1}. These all parameters including *k*-point convergence test have been carefully tested.

In order to obtain the equilibrium volume and bulk modulus of, the *E*–*V* results obtained from the first calculation will be fitted by the following Birch–Murnaghan EOS:³¹

$$E(V) = E_0 - \frac{9}{16}B_0 \left[\left(4 - B'_0\right) \frac{V_0^3}{V^2} - \left(14 - 3B'_0\right) \frac{V_0^{7/3}}{V^{4/3}} + \left(16 - 3B'_0\right) \frac{V_0^{5/3}}{V^{2/3}} \right] \quad (1)$$

where *E*₀ is the equilibrium energy at *P* = 0, the *B*₀ is the bulk modulus, *B*'₀ is the pressure derivative on bulk modulus. As for elastic properties, here we have used stress–strain approach based on the Hooke's law to calculate the elasticity, in which the elastic stiffness tensor [*C*_{*ij*}] can be expressed as³²

$$\{\delta_{ij}\} = [C_{ij}]\{\varepsilon_{ij}\} \quad (2)$$

where {*δ*_{*ij*}} and {*ε*_{*ij*}} are stress and strain tensors respectively. For tetragonal Be₁₂Ti crystal, there are six independent components (*C*₁₁, *C*₁₂, *C*₁₃, *C*₃₃, *C*₄₄ and *C*₆₆). Based on above *C*_{*ij*} values, other elastic parameters for example bulk modulus *B* and shear modulus *G* and Young's modulus *E* can be obtained by Voigt–

Reuss–Hill approximation from elastic constants in ref. 33 and 34.

3. Results and discussion

3.1. Crystal structure and stability

The crystal structure of Be₁₂Ti in this study belongs to the tetragonal with space group *I4/mmm*,³⁵ in its unit cell, the Be atoms occupy Wyckoff position 8f (0.25, 0.25, 0.25), 8i (0.35, 0, 0), 8j (0.28, 0.5, 0) and Ti atoms occupy 2a (0, 0, 0), respectively (see Fig. 1). In order to determine the equilibrium structure of Be₁₂Ti, we first carried out the structural optimization calculation under different pressure (pressure range of 0–100 GPa), obtained the corresponding energy *E* and volume *V*. Then, fitted above the *E* and *V* to the Birch–Murnaghan equation of state (EOS)²⁹ to get the bulk modulus (*B*₀) and its pressure derivative (*B*'₀) at 0 K and 0 GPa. Fitted energy *E* – volume *V* relations of Be₁₂Ti are shown in Fig. 2, and the fitting results of the bulk *B*₀ and its derivative *B*'₀ and equilibrium lattice constants are given in Table 1. It can be seen from Table 1 that the calculated lattice constants (*a* and *c*) and bulk modulus (*B*₀) are very close to the previous experimental data^{35,36} even the experimental values were obtained in the 273 K environment, while pressure derivative (*B*'₀) has not yet been compared with the experimental data. Nevertheless, this work is a significant attempt to predict the characteristics of tetragonal Be₁₂Ti alloys. It can provide reference data for further research on the properties of Be₁₂Ti alloy.

Usually, the pressure can deform the material and even cause the phase transition of the material. But for different materials, the effect of pressure on the structure parameters is different. For tetragonal Be₁₂Ti, there are differences in lattice constants and volume changes (*a*/*a*₀, *c*/*c*₀, *V*/*V*₀) under external pressure. Fig. 3 shows the variation of *a*/*a*₀, *c*/*c*₀, and *V*/*V*₀ with pressure in the range of 0 to 100 GPa, where *a*₀, *c*₀ and *V*₀ denote the equilibrium structural parameters and cell volume at *T* = 0 K and *P* = 0 GPa, respectively. It can be seen that with increasing pressure, the equilibrium ratios *a*/*a*₀, *c*/*c*₀ and *V*/*V*₀ decrease smoothly, but *V*/*V*₀ decrease quickly than *c*/*c*₀ and *a*/*a*₀, and *c*/*c*₀ decreases slightly faster than *a*/*a*₀, indicating that the

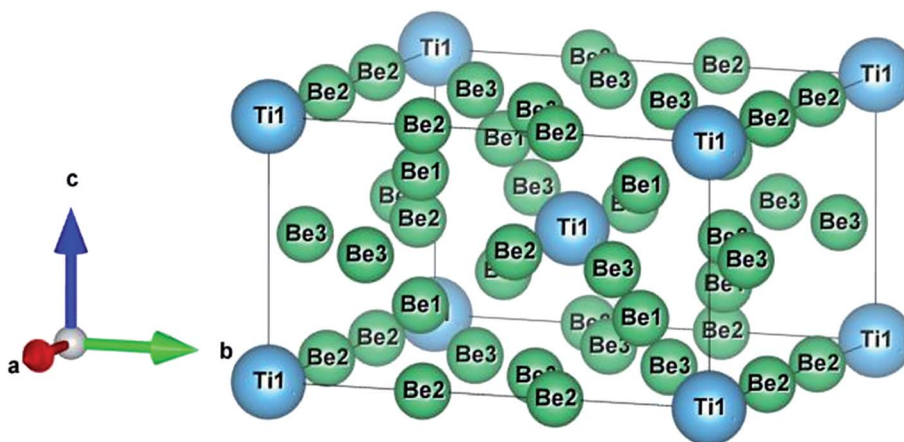


Fig. 1 Crystal structure of the tetragonal Be₁₂Ti.



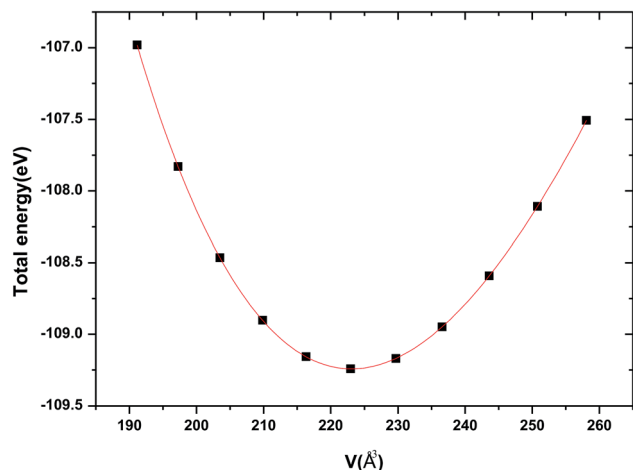


Fig. 2 The calculated total energy E varies unit cell volume V for tetragonal Be_{12}Ti .

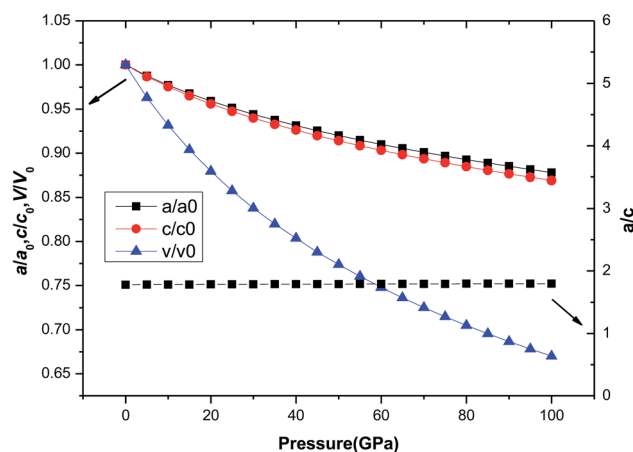


Fig. 3 The dependence of normalized lattice constants a/a_0 , c/c_0 , and cell volume V/V_0 on pressure for tetragonal Be_{12}Ti .

compression along the a -axis is slightly smaller than that along the c -axis. This suggests that the lattice constant c is more sensitive to external pressure than a . Nevertheless, change value of the a/c is not large and it remains almost constant in the range of pressure from 0 to 100 GPa.

3.2. Elastic properties

The elastic property is important parameter which is related to many physical properties of the solid materials, including

specific heat, Debye temperature, thermal expansion, Grüneisen parameter and melting point. Some mechanical properties and dynamical behaviors of the materials can be obtained by its elastic constants. For tetragonal Be_{12}Ti , there are six independent elastic constants C_{11} , C_{12} , C_{13} , C_{33} , C_{44} and C_{66} . In the Fig. 4(a) and (b), we presented the elastic constants and its increasing rate with pressure of Be_{12}Ti under various pressures. From Fig. 4(a), we can see that all elastic constants increase with applied pressure up to 100 GPa for Be_{12}Ti . The increasing rate of each elastic constant with pressure is derived from the slope of the corresponding linear fitted curve, as shown in Fig. 4(b). Among them, the variation of C_{11} is the most sensitive at 4.62, while C_{13} has the least increasing rate at 0.67. According to calculated elastic constants and mentioned formulas in ref. 34, we have calculated the mechanical properties of Be_{12}Ti under various pressure, such as bulk modulus B , shear modulus G , Young's modulus E , and Poisson's ration ν , which are listed with other theoretical data in Table 2. It is obvious from Table 2 that the Voigt–Reuss–Hill approximations bulk modulus B_H (114.27 GPa) at 0 GPa is very close to the value B_0 (121.0 GPa) obtained with above Birch–Murnaghan EOS³¹ and experimental data.³⁶ It indicates that our calculations are reliable and calculation method is correct. On the other hand, the bulk modulus B and shear modulus G can represent the resistance to volume change and shape change, respectively. The Young's modulus is related to the stiffness of materials. From Table 2, we also found that the bulk modulus B and shear modulus G and Young's modulus E increase with growing pressures till 40 GPa, indicating that the increase of resistance ability to volume and shape, and the stiffness of Be_{12}Ti is getting harder and harder, and the Be_{12}Ti becomes more and more difficult to compress as pressure increases. At the same time the value of B is greater than G , implies the principal parameter limiting the stability of tetragonal Be_{12}Ti is the shear modulus.³⁷

For a tetragonal crystal, the traditional mechanical stability conditions under isotropic pressure are given by the following equations:³⁸

$$\tilde{C}_{11} > 0, \tilde{C}_{33} > 0, \tilde{C}_{44} > 0, \tilde{C}_{66} > 0, \tilde{C}_{11} - \tilde{C}_{12} > 0, (\tilde{C}_{33} + \tilde{C}_{11} - 2\tilde{C}_{13}) > 0, (2\tilde{C}_{11} + 2\tilde{C}_{12} + \tilde{C}_{33} + 4\tilde{C}_{13}) > 0 \quad (3)$$

where $\tilde{C}_{\alpha\alpha} = C_{\alpha\alpha} - P$ ($\alpha = 1, 3, 4, 6$), $\tilde{C}_{12} = C_{12} + P$, $\tilde{C}_{13} = C_{13} + P$. It is evident that from calculated results the elastic constants of Be_{12}Ti satisfy all of these conditions above at pressure up to 100 GPa, which indicates that tetragonal structure Be_{12}Ti under applies pressure is elastic stable. In order to determine the

Table 1 Calculated equilibrium lattice constants a and c (Å), equilibrium volume V_0 (Å³), bulk modulus B_0 (GPa) and its pressure derivative B'_0 (GPa) of Be_{12}Ti at zero pressure

Phase		a (Å)	c (Å)	V_0 (Å ³)	B_0 (GPa)	B'_0 (GPa)
Be_{12}Ti	This calc.	7.25	4.17	223.097	121.0	3.46
	Experimental ($T = 273$ K).	7.35 ^a	4.19 ^a	226.354	117 ^b	—

^a Ref. 35. ^b Ref. 36.



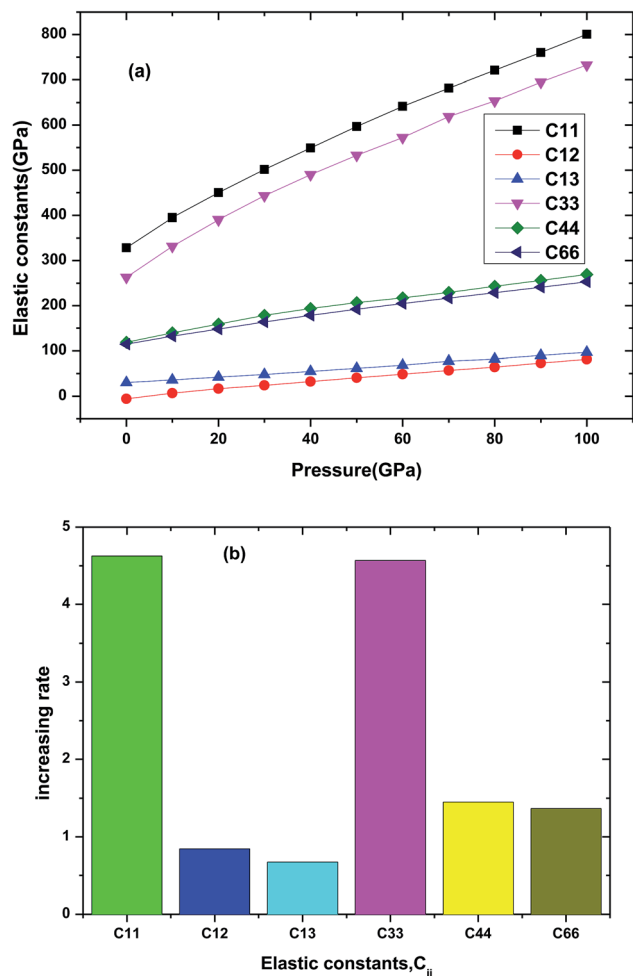


Fig. 4 The dependencies of elastic constants (a) and increasing rate (b) for each elastic constant for Be₁₂Ti.

dynamic stability under the pressure considered, we also calculate the phonon dispersion based on linear response (DFPT) for the $2 \times 2 \times 2$ supercell with 104 atoms at 0, 20, 40,

60 GPa and 100 GPa in Fig. 5 where no imaginary frequencies in the whole Brillouin zone of Be₁₂Ti and do not show any anomaly for all the phonon modes, confirming that Be₁₂Ti with tetragonal structure is at least stable dynamically up to 100 GPa. Meanwhile, we found that the acoustic and optical modes become more compact and frequency range increase as the pressure increasing, when the pressure reaches 100 GPa, the phonon spectrum intervals between acoustic and optical modes have disappeared.

Poisson's ratio ν can be used to estimate the ductility and brittleness of the materials. As for Be₁₂Ti, its Poisson's ratio value has been listed in Table 2, we can see that from Table 2 all Poisson's ratio values are less than 1/3 under applied pressure, which means that the Be₁₂Ti is brittle in nature.³⁹ Meanwhile, according to the Pugh's criterion,⁴¹ the ratio of the bulk modulus to the shear modulus B/G can be used to predict the whether a material will behave in a brittle or ductile manner. A high B/G ratio is associated with ductility, whereas a low value corresponds to a brittle material, the critical value between them is around 1.75.⁴⁰ If B/G is less than 1.75, then brittle behavior is predicted; otherwise, the material behaves in a ductile manner. In this study, calculated B/G values for tetragonal Be₁₂Ti as a function of pressure are shown in Table 2 and Fig. 6. It is noted that the value of B/G is 0.90 at 0 K and 0 GPa, showing that tetragonal Be₁₂Ti has a brittle nature under these conditions. When applied pressure increases from 0 GPa to 100 GPa, B/G monotonously increases from 0.90 to 1.09, which is always remaining smaller than 1.75. This trend is markedly different from ref. 17. This indicates that Be₁₂Ti will also behave in a brittle manner at pressure up to 100 GPa, but it has a tendency towards the development of ductility, indicating that the external pressure can improve the brittleness of tetragonal Be₁₂Ti alloys.

3.3. Elastic anisotropy

Anisotropic behavior has an important implication in engineering science as well as crystal physics since it is highly related with the possibility to induce microcracks in

Table 2 The calculated elastic constants C_{ij} (GPa), bulk modulus B (GPa), shear modulus G (GPa), Young's modulus E (GPa), Zener anisotropy factor A and Poisson's ratio ν of Be₁₂Ti at different pressure

P	B_V	G_V	B_R	G_R	B_H	G_H	E	B/G	ν
0	114.40	128.14	114.13	125.61	114.27 117.00 ^a 121.0 ^b	126.87	277.80	0.90	0.09
10	142.07	151.86	141.80	149.02	141.93	150.44	333.50	0.94	0.11
20	165.75	172.42	165.51	169.30	165.63	170.86	381.43	0.97	0.12
30	187.36	192.43	187.15	189.09	187.25	190.76	427.21	0.98	0.12
40	208.09	209.57	207.86	205.95	207.97	207.76	467.57	1.00	0.13
50	228.34	225.41	228.06	221.37	228.20	223.39	505.29	1.02	0.13
60	247.49	239.05	247.15	234.49	247.32	236.77	538.47	1.04	0.14
70	267.28	253.14	267.04	248.28	267.16	250.71	572.92	1.07	0.14
80	283.56	267.42	283.25	262.45	283.41	264.94	605.98	1.07	0.14
90	302.27	281.59	301.99	276.49	302.13	279.04	640.08	1.08	0.15
100	320.45	295.48	320.12	290.17	320.29	292.83	673.29	1.09	0.15

^a Ref. 36. ^b Present work-fitted by BMEOS.



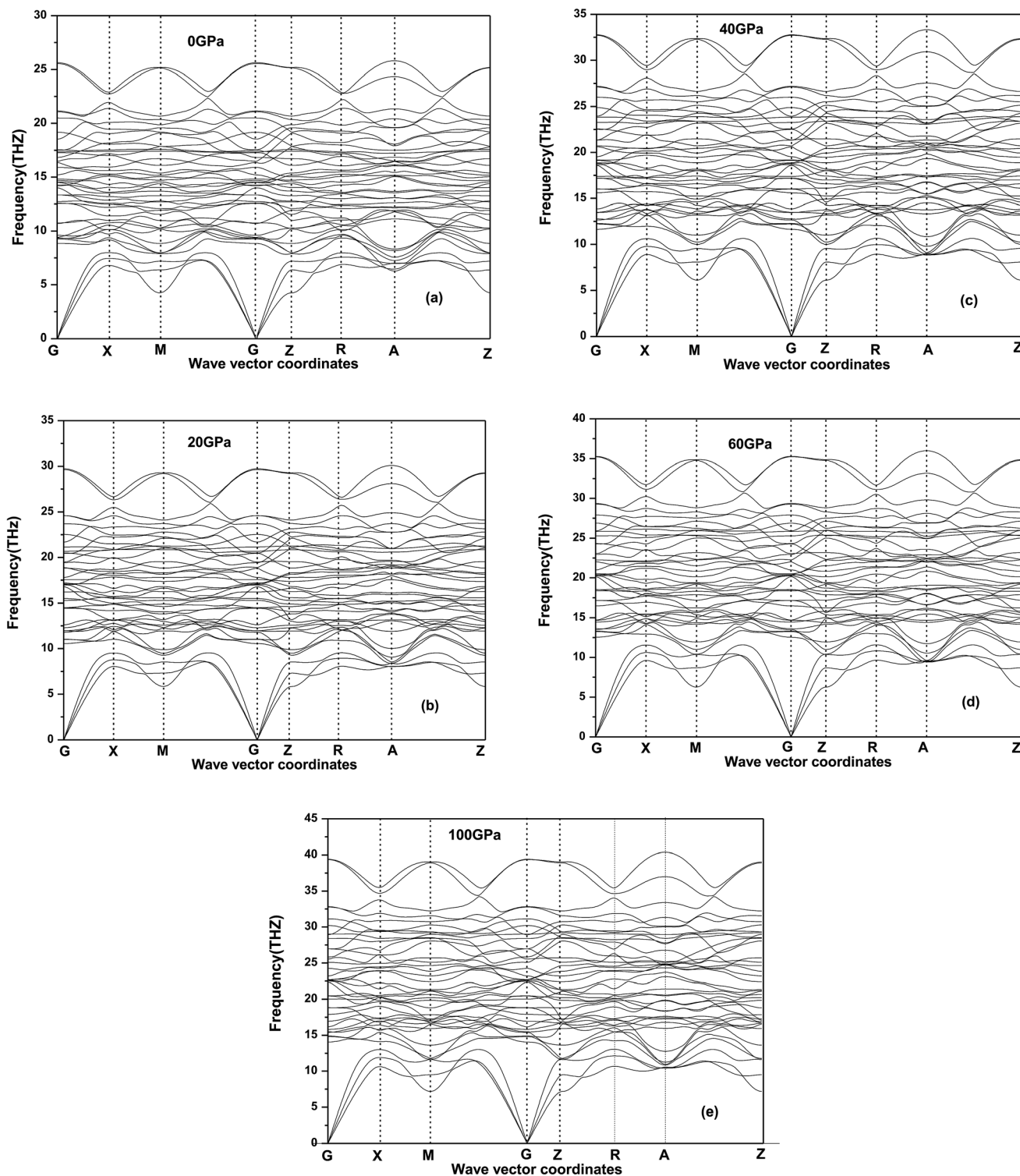


Fig. 5 Phonon dispersion curves for tetragonal Be_{12}Ti at 0 GPa (a), 20 GPa (b), 40 GPa (c), 60 GPa (d) and 100 GPa (e).

materials. By means of elastic anisotropy, we can know more information about the material. Such as phase transformation, precipitation, dislocation dynamics, and microcracks formation *i.e.*⁴¹ Usually, the elastic anisotropy can be represented by three elastic factors, which are shear anisotropic factors (A_1 , A_2 and A_3) of different crystallographic

planes and universal anisotropic index (A^U) and the percentage of anisotropy in compression and shear (A_B and A_G). In this work, we have calculated above three type anisotropy of tetragonal Be_{12}Ti under applied pressure and listed in Table 3, the detail calculation equations as follows^{42,43}



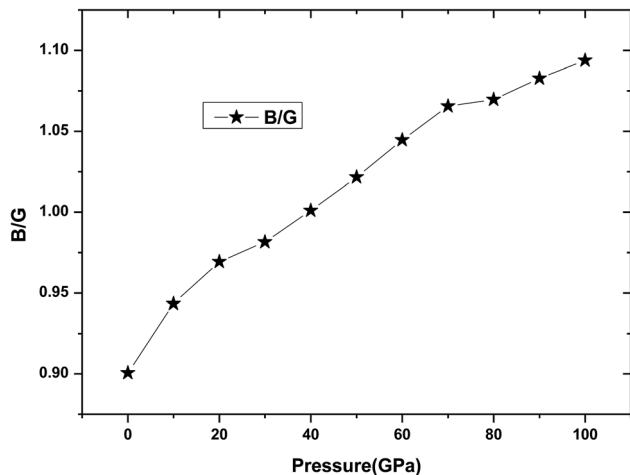


Fig. 6 The dependencies of B/G ratio on pressure for Be_{12}Ti .

$$A_1 = \frac{4C_{66}}{C_{11} + C_{22} - 2C_{12}}, A_2 = \frac{4C_{55}}{C_{22} + C_{33} - 2C_{23}}, A_3 = \frac{4C_{44}}{C_{11} + C_{33} - 2C_{13}} \quad (4)$$

For a tetragonal structure,

$$A_1 = \frac{2C_{66}}{C_{11} - C_{12}}, A_2 = A_3 = \frac{4C_{44}}{C_{11} + C_{33} - 2C_{13}} \quad (5)$$

$$A^U = 5 \frac{G_V}{G_R} + \frac{B_V}{B_R} - 6, A_B = \frac{B_V - B_R}{B_V + B_R} \times 100\%, A_G = \frac{G_V - G_R}{G_V + G_R} \times 100\% \quad (6)$$

where the A_1, A_2, A_3 are shear anisotropic factor for the (001) and (010) and (100) shear planes, respectively. The $B_V, B_R, G_V,$ and G_R stand for the Voigt and Reuss approximation for bulk modulus (B) and shear modulus (G), respectively. For isotropic structural materials, the factors A_1, A_2 and A_3 should be equated to one, the value of the A^U is also zero, while any deviations from one or zero means the degree of elastic anisotropy of the crystal. The maximum value of A_B and A_G is 100% and the minimum is zero, the zero value means isotropy, while 100% represent maximum

anisotropy. From Table 3, one can see clearly that A_1 and A_2 are smaller than one, when the applied pressure increases, the A_1 and A_2 only have slightly changed than that value at zero pressure. For A^U , it is seen that Be_{12}Ti have the small degree of universal elastic anisotropic behavior, which means Be_{12}Ti is slightly anisotropic, and that characteristics are enhanced gradually with the increasing pressure. As for percentage of anisotropy A_B and A_G , it is found that as the pressure increases, the anisotropy of A_B almost keep constant, whereas the shear modulus anisotropy A_G increases gently indicating that tetragonal Be_{12}Ti is more anisotropy in shear than in compressibility. Meanwhile, the calculated value of A_G is larger than A_B under different pressure, also implying that the shear modulus shows stronger directional dependence than bulk modulus.

Actually, the anisotropy of material also can be revealed by three dimensional curved surfaces of Young's and Bulk modulus on crystallographic directions. For a tetragonal structure Be_{12}Ti , the direction dependent of Young's modulus (E) and Bulk modulus (B) is defined as follows:

$$\frac{1}{B} = (S_{11} + S_{12} + S_{13})(l_1^2 + l_2^2) + (2S_{13} + S_{33})l_3^2 \quad (7)$$

$$\frac{1}{E} = S_{11}(l_1^4 + l_2^4) + (2S_{13} + S_{44})(l_1^2 l_3^2 + l_2^2 l_3^2) + S_{33}l_3^4 + (2S_{12} + S_{66})l_1^2 l_2^2 \quad (8)$$

where S_{ij} are the elastic compliance constants, and l_1, l_2 and l_3 are the directional cosines to the X, Y and Z axes under spherical coordinates, respectively.⁴⁴ The three-dimensional surface of the Young's and Bulk modulus for Be_{12}Ti with tetragonal structure at 0 GPa and 40 GPa is shown in Fig. 7 and 8, respectively. From Fig. 7 and 8, we can see that the distances between the origin of coordinate and the 3D surface are not same in any direction, and the Young's and Bulk modulus have small changes under high pressure, implies that as increasing of pressure from 0 GPa to 40 GPa, the elastic anisotropy of Be_{12}Ti becomes not more obvious. In addition, we have presented the two-dimensional projections of Young's modulus and bulk modulus on different crystallography planes at 0 GPa and 40 GPa in Fig. 7 and 8, which are consistent with the above conclusions in three-dimensional space.

Table 3 The shear anisotropy factors (A_1, A_2), universal elastic anisotropy index (A^U) and the percentage of anisotropy (A_B and A_G) of Be_{12}Ti under various pressure

Pressure (GPa)	A_1	A_2	A^U	A_B	A_G
0	6.844×10^{-1}	8.955×10^{-1}	1.031×10^{-1}	1.146×10^{-3}	9.979×10^{-3}
10	6.825×10^{-1}	8.539×10^{-1}	9.741×10^{-2}	9.800×10^{-4}	9.454×10^{-3}
20	6.834×10^{-1}	8.409×10^{-1}	9.348×10^{-2}	7.320×10^{-4}	9.117×10^{-3}
30	6.860×10^{-1}	8.406×10^{-1}	8.953×10^{-2}	5.580×10^{-4}	8.764×10^{-3}
40	6.900×10^{-1}	8.334×10^{-1}	8.907×10^{-2}	5.500×10^{-4}	8.720×10^{-3}
50	6.902×10^{-1}	8.231×10^{-1}	9.242×10^{-2}	6.080×10^{-4}	9.038×10^{-3}
60	6.907×10^{-1}	8.067×10^{-1}	9.877×10^{-2}	6.960×10^{-4}	9.643×10^{-3}
70	6.942×10^{-1}	7.998×10^{-1}	9.859×10^{-2}	4.460×10^{-4}	9.675×10^{-3}
80	6.978×10^{-1}	8.027×10^{-1}	9.580×10^{-2}	5.420×10^{-4}	9.383×10^{-3}
90	7.014×10^{-1}	8.038×10^{-1}	9.313×10^{-2}	4.640×10^{-4}	9.136×10^{-3}
100	7.035×10^{-1}	8.030×10^{-1}	9.258×10^{-2}	5.030×10^{-4}	9.074×10^{-3}



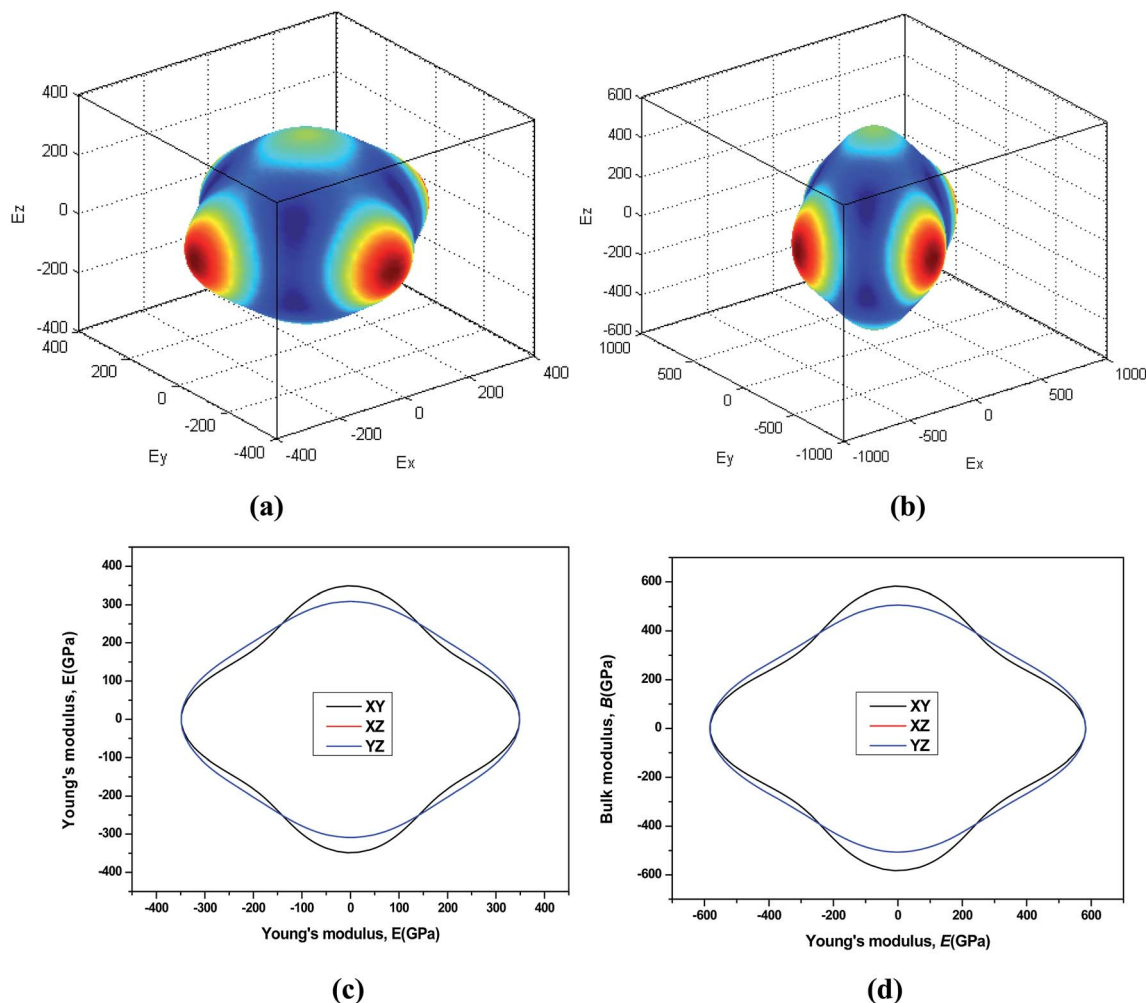


Fig. 7 Directional dependence of the Young's modulus for Be_{12}Ti under 0 GPa (a) and 40 GPa (b). The corresponding projections in different planes (XY plane, and XZ plane, and YZ plane) of Young's modulus are also shown in (c) and (d).

3.4. Thermodynamic properties

We have used the quasi-harmonic approximation (QHA) to investigate the thermodynamic properties of tetragonal Be_{12}Ti in the temperature range 0–1600 K and pressure range 0–100 GPa, which has been successfully applied to several materials,^{45–47} the detail calculation method are presented in ref. 46 and are not described here. To obtain the equilibrium volume and bulk modulus of Be_{12}Ti at different temperature, we have calculated the Helmholtz free energy $F(V, T)$ dependence of the volume V , the equilibrium volume and the bulk modulus are obtained by above the formula (1) Birch–Murnaghan EOS. They are shown in Fig. 9 and 10, respectively. From Fig. 9, we can see that the free energy value decreases gradually and its change range in the same temperature interval (such as 200 K) enhances as increase of temperature. If we connected the minimum values of free energy using one line we can obviously find that the equilibrium volume of Be_{12}Ti expands with the increasing of temperature. Also, clearly, the bulk modulus decreases with the increase of temperature from 0 K to 1600 K, and when the temperature is near 270 K, the calculated result of bulk modulus are close to the experimental data.

The investigation on the heat capacity of crystal is an old topic of the condensed matter physics,⁴⁸ because as one variation of the thermal properties, the heat capacity of a substance not only provides essential insight into its vibrational properties but is also mandatory for many applications. According to the laws of thermodynamics, there are two kinds of heat capacities in a material, namely heat capacity at constant volume C_v and heat capacity at constant pressure C_p , the C_v and C_p can be calculated from ref. 46. Fig. 11 shows the variation of C_v and C_p with temperature at 0 GPa. One can easily see that C_v and C_p increases with the increase of temperature, and when temperature lower than 300 K, they are almost equal, while the temperature is higher than 300 K, C_p is always larger than C_v , but the discrepancy between them becomes significant as the temperature enhances. Meanwhile, the constant volume C_v at various pressure is calculated and displayed in Fig. 12. It is obvious that the C_v at different pressure has a similar trend if compared with the C_v at 0 GPa. That is while $T < 400$ K C_v increases rapidly with temperature at a given pressure and decreases with increasing pressure at a given temperature. Namely, the variation of C_v is dependent on both temperature and pressure at low temperature. At the same



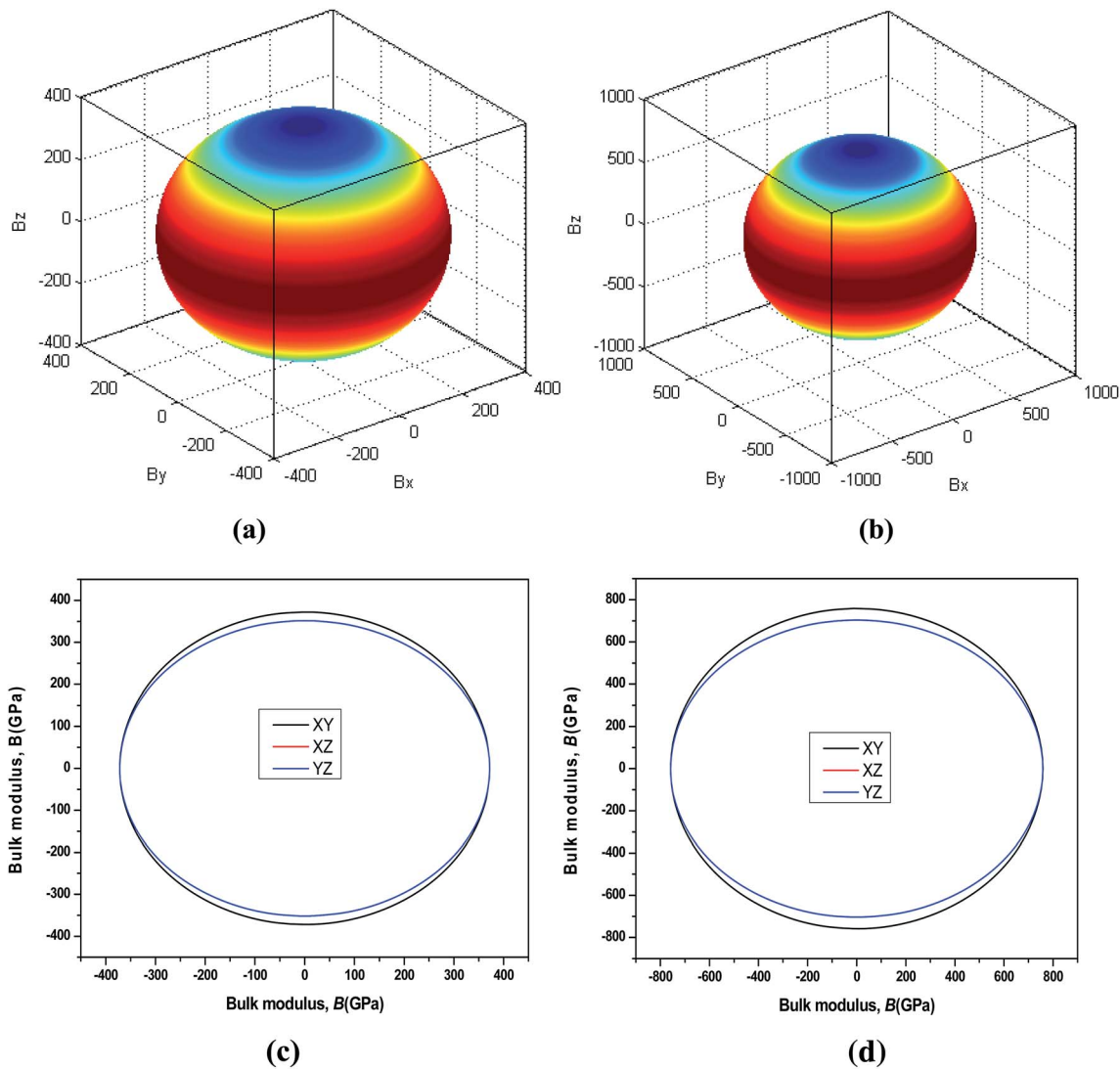


Fig. 8 Directional dependence of the Bulk modulus for Be_{12}Ti under 0 GPa (a) and 40 GPa (b). The corresponding projections in different crystal planes (XY plane, and XZ plane, and YZ plane) of Bulk modulus are also shown in (c) and (d).

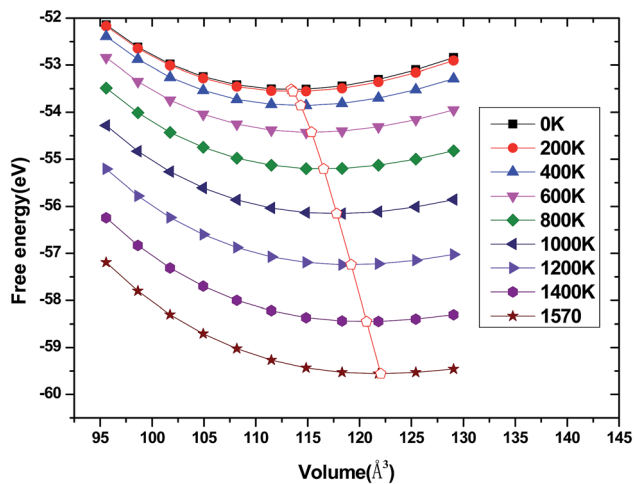


Fig. 9 Dependence of the Helmholtz free energy $F(V, T)$ on crystal volume at various temperatures and the locus of the minimum of the free energy for Be_{12}Ti .

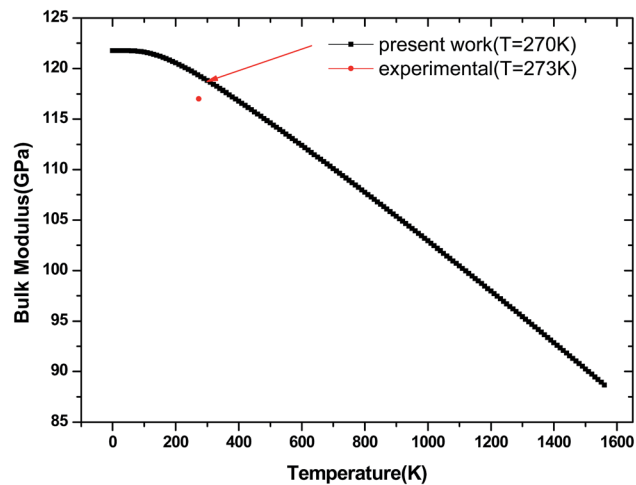


Fig. 10 Temperature dependence of the bulk modulus for Be_{12}Ti .



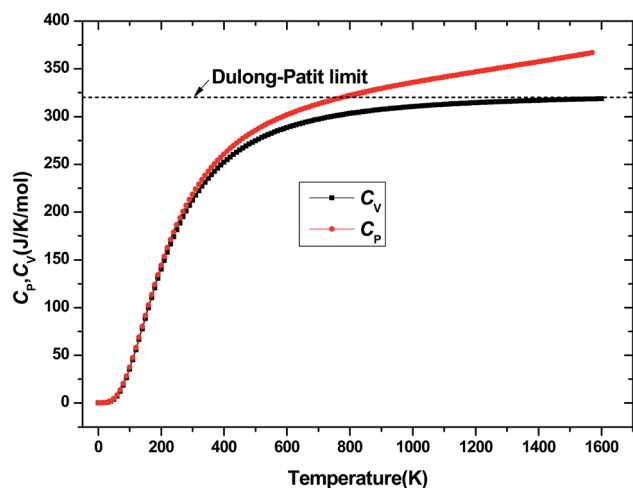


Fig. 11 Heat capacity of constant volume C_v and constant pressure C_p as a function of temperature at 0 GPa.

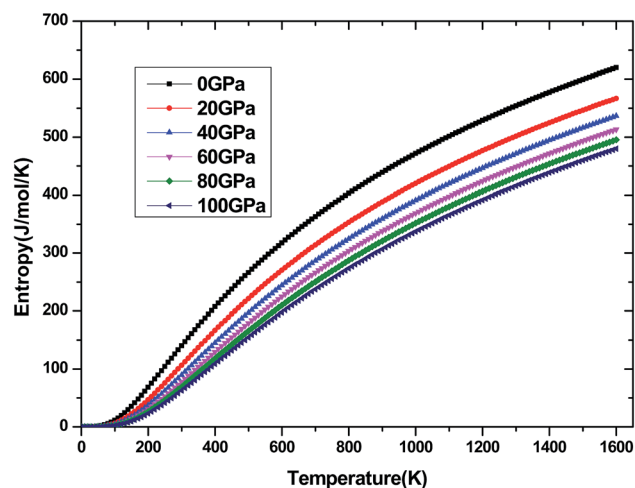


Fig. 13 Dependence of the entropy S on temperature at high pressure.

time at sufficiently low temperatures ($T < 400$ K), C_v is approximately proportional to T^3 .⁴⁹ However, the anharmonic effect on C_v is suppressed at higher temperature, the heat capacity C_v approaches to a constant Dulong–Petit limit $3nN_AK_B$ (≈ 324.53 J mol⁻¹ K⁻¹),³³ where $n = 13$ is number of atoms for Be₁₂Ti unit cell, N_A is the Avogadro number and K_B is the Boltzmann's constant. At intermediate temperatures, the temperature dependence of C_v is governed by the details of vibrations of the atoms. It indicates that the atomic interaction occurs at low temperature in Be₁₂Ti alloys. The effects of temperature on heat capacity are more significant than that of the pressure for Be₁₂Ti, and the C_v is more sensitive to the temperature than that of the pressure. Here, we also plotted the change of entropy with temperature at various pressure in Fig. 13 for Be₁₂Ti. It can be seen that the entropy increase quickly as increasing temperature and decreases with increasing of pressure. It's consistent with common sense, because the entropy of a crystal is generated by lattice vibrations and electronic excitation, and as the

temperature goes up, the lattice vibrations of the crystal increases and the electrons are more likely to be excited.

The dependence of the thermal expansion α with temperature T and pressure P is illustrated in Fig. 14. It is similar to the heat capacity, when the temperature T is below 400 K, α rises sharply with temperature, the propensity of increment becomes gently and gradually approaches to a liner increase at high temperature. For comparison, the experimental values of thermal expansion for tetragonal Be₁₂Ti from ref. 50 are also presented in Fig. 14. The comparison demonstrates that our calculated results are in excellent agreement with the experimental data in the temperature range 300–800 K. This further indicates that the above calculation method and model for tetragonal Be₁₂Ti are reliable and effective. Unfortunately, the experimental data are only in the range of 300–800 K, and more experimental values under high temperature are expected to be compared in the future.

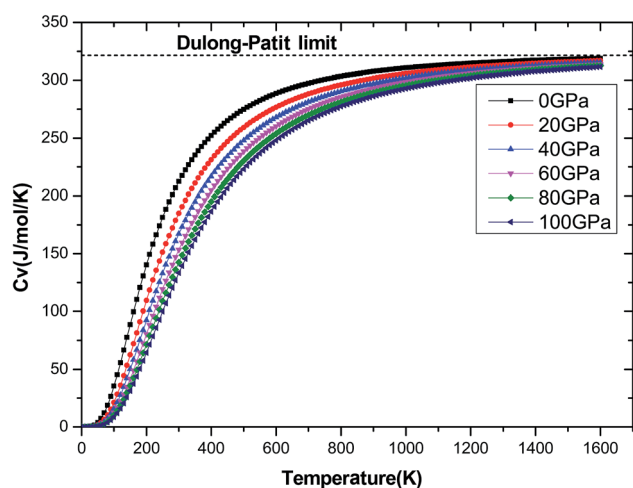


Fig. 12 Dependencies of the constant volume heat capacity C_v on temperatures at high pressure.

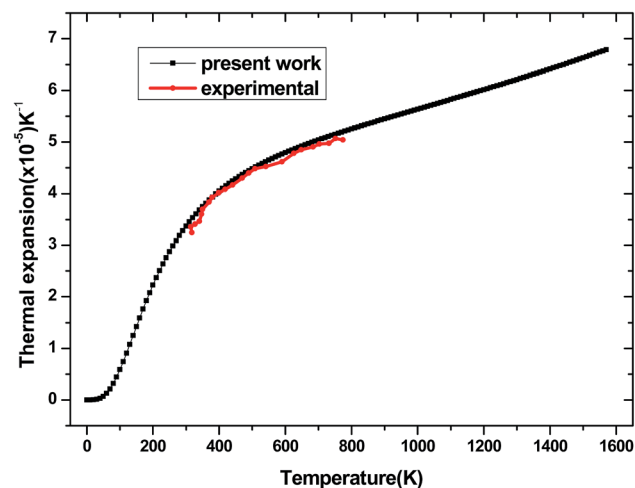


Fig. 14 The thermal expansion α of tetragonal Be₁₂Ti as a function of temperature.



4. Conclusions

In this work, the structure, elastic anisotropy and thermodynamic properties of tetragonal Be₁₂Ti at different temperature and pressure are investigated using the pseudo-potential plane-wave method in combination with the quasi-harmonic approximation. The calculated equilibrium structure parameters and bulk modulus are in good agreement with the available experimental data and other theoretical results. The calculated elastic constants C_{ij} and interrelated quantities G , E , ν show that Be₁₂Ti alloy possesses brittle nature at ambient conditions and Be₁₂Ti exhibits no pronounced elastic anisotropy by the 3D surface of Young's modulus. The higher the temperature, cell compression for Be₁₂Ti at a given pressure is more difficult. Phonon dispersions has been carried out, shows that the Be₁₂Ti crystal is dynamic stability up to 100 GPa. Under the QHA method, the thermodynamic properties of Be₁₂Ti are obtained successfully. The pressure and temperature dependence of heat capacity and thermal expansion are also predicted in the pressure ranges of 0–100 GPa and temperature range of 0–1600 K. Heat capacity C_v of different pressure is found to increase with temperature and close to the Dulong–Petit limit at high temperatures. Furthermore, thermal expansion α enhances with temperature but the variety tendency get slower at high temperature, and they are in excellent agreement with experimental data.

Conflicts of interest

There are no conflicts to declare.

Acknowledgements

The author would like to thanks Dr C. Cao and Dr Z. H. Yuan and J. M. Yan for his useful discussions about anisotropy elasticity. This project was supported by the National Magnetic Confinement Fusion Science Program of China under No. 2015GB109005.

References

- V. Chakin, M. Klimekov, R. Rolli, P. Kurinskiy, A. Moeslang and C. Dorn, *J. Nucl. Mater.*, 2011, **417**, 769.
- K. Wada, K. Munakata, J. H. Kim, K. Yonehara, D. Wakai and M. Nakamichi, *J. Nucl. Mater.*, 2013, **442**, 5494.
- T. Otsuka, T. Tanabe and K. Tokunaga, *J. Nucl. Mater.*, 2013, **438**, S1048–S1051.
- Y. K. Vohra and P. T. Spencer, *Phys. Rev. Lett.*, 2001, **86**, 3068.
- B. T. Wang, W. D. Li and P. Zhang, *J. Nucl. Mater.*, 2012, **420**, 501.
- M. Grosse, G. Kuehne, M. Steinbrueck, E. Lehmann, J. Stuckert and P. Vontobel, *J. Phys.: Condens. Matter*, 2008, **20**, 104263.
- C. Li, C.-L. Feng, H. Y. Oderji, *et al.*, Review of LIBS application in nuclear fusion technology, *Front. Phys.*, 2016, **11**(6), 114214.
- W. Liu, B. Li, L. Wang, J. Zhang and Y. Zhao, *Phys. Rev. B: Condens. Matter Mater. Phys.*, 2007, **76**, 144107.
- M. T. Perez-Prado and A. P. Zhilyaev, *Phys. Rev. Lett.*, 2009, **102**, 175504.
- S. H. Zhang, Y. Zhu, X. Y. Zhang, S. L. Zhang, Q. Li and R. P. Liu, *Comput. Mater. Sci.*, 2010, **50**, 179.
- S. H. Zhang, X. Y. Zhang, Y. Zhu, S. L. Zhang, Q. Li and R. P. Liu, *Comput. Mater. Sci.*, 2012, **61**, 42.
- O. Rapp, *J. Less-Common Met.*, 1970, **21**, 27.
- J. Z. Liu, A. van de Walle, G. Ghosh and M. Asta, *Phys. Rev. B: Condens. Matter Mater. Phys.*, 2005, **72**, 144109.
- H. Kawamura, H. Takahashi, N. Yoshida, Y. Mishima and K. Ishida, *J. Nucl. Mater.*, 2004, **329**, 112.
- V. Chakin, M. Klimenkov, R. Rolli and P. Kurinskiy, *J. Nucl. Mater.*, 2011, **417**, 769.
- M. Uchida, E. Ishitsuka and H. Kawamura, *J. Nucl. Mater.*, 2002, **307**, 653.
- P. Kurinskiy, A. Moeslang, V. chakin, M. Klimenkov, R. Rolli, S. Van Til and A. A. Goraieb, *Fusion Eng. Des.*, 2013, **88**, 2198.
- S. M. Peng, *J. Nucl. Mater.*, 2015, **464**, 230.
- X. K. Liu, W. Zhou, X. Liu and S. M. Peng, *RSC Adv.*, 2015, **5**, 59648.
- X. L. Yuan, D. Q. Wei, X. R. Chen, Q. M. Zhang and Z. Z. Gong, *J. Alloys Compd.*, 2011, **509**, 769.
- M. Mbarki and A. Rebey, *J. Alloys Compd.*, 2012, **530**, 36.
- Z. W. Yang, D. M. Shi, B. Wen and R. Melnik, *J. Alloys Compd.*, 2012, **524**, 53.
- G. Yao, Y. D. Liu, W. B. Zhang, X. Y. An and Y. Chen, *J. Alloys Compd.*, 2013, **5081**, 109.
- G. Sai Gautam and K. C. Hari Kumar, *J. Alloys Compd.*, 2014, **587**, 380.
- R. R. Hao, X. Y. Zhang and J. Q. Qin, *RSC Adv.*, 2015, **5**, 77399.
- B. B. Zheng, M. G. Zhang and H. G. Luo, *AIP Adv.*, 2015, **5**, 037123.
- Y. Wang, C.-M. Hao, H.-M. Huang, *et al.*, Elastic, dynamical, and electronic properties of LiHg and Li₃Hg: first-principles study, *Front. Phys.*, 2018, **13**(2), 137102.
- G. Kresse and J. Furthmüller, *Phys. Rev. B: Condens. Matter Mater. Phys.*, 1996, **54**, 11169.
- G. Kresse and D. Joubert, From ultrasoft pseudopotentials to the projector augmented-wave method, *Phys. Rev. B: Condens. Matter Mater. Phys.*, 1999, **59**, 1758.
- P. E. Blöchl, Projector augmented-wave method, *Phys. Rev. B: Condens. Matter Mater. Phys.*, 1994, **50**, 17953.
- F. Birch, *J. Geophys. Res.*, *B*, 1978, **83**, 1257.
- S. I. Shang, G. Sheng, *et al.*, *Phys. Rev. B: Condens. Matter Mater. Phys.*, 2009, **80**, 052102–052105.
- R. Hill, *Proc. Phys. Soc., London, Sect. A*, 1952, **65**, 349.
- K. Liu, B. Dong, X. L. Zhou, S. M. Wang, Y. S. Zhao and J. Chang, *J. Alloys Compd.*, 2015, **632**, 830.
- A. Zalkin, E. Sands, R. G. Bedford and O. H. Krikorian, *Acta Crystallogr.*, 1961, **14**, 63.
- R. L. Fleischer and R. J. Zabala, *Metall. Trans. A*, 1989, **20**, 1279.
- J. P. Poirier, *Introduction to the Physics of the Earth's Interior*, Cambridge University Press, Oxford, 2000, vol. 39.



- 38 C. V. Sinko and N. A. Smirnow, *J. Phys.: Condens. Matter*, 2002, **14**, 6989.
- 39 W. C. Hu, Y. Liu, D. J. Li, X. Q. Zeng and C. S. Xu, *Comput. Mater. Sci.*, 2014, **83**, 27.
- 40 S. F. Pugh, *Philos. Mag.*, 1954, **45**, 823.
- 41 R. R. Hao, X. Y. Zhang, J. Q. Qin, J. L. Ning, S. H. Zhang, Z. Niu, M. Z. Ma and R. P. Liu, *RSC Adv.*, 2015, **5**, 77399.
- 42 X. Ji, Y. Yu, J. Y. Ji, J. P. Long, J. P. Chen and D. J. Liu, *J. Alloys Compd.*, 2015, **623**, 304.
- 43 S. I. Ranganathan and M. Ostoja-Starzewski, *Phys. Rev. Lett.*, 2008, **101**, 055504.
- 44 J. F. Nye, *Physical Properties of Crystals*, Clarendon Press, Oxford, 1985.
- 45 Y. Lu, D. F. Li, B. T. Wang, R. W. Li and P. Zhang, *J. Nucl. Mater.*, 2011, **408**, 136.
- 46 R. Wang, S. F. Wang and X. Z. Wu, *Intermetallics*, 2013, **43**, 65.
- 47 X. L. Wen, Y. X. Liang, P. P. Bai, B. W. Luo, T. Fang, L. Yue, T. An, W. Y. Song and S. Q. Zheng, *Physica B Condens. Matter.*, 2017, **525**, 119.
- 48 T. Belaroussi, T. Benmessabih, F. Hamdache and B. Amrani, *Physica B Condens. Matter.*, 2008, **403**, 2649.
- 49 J. P. Poirier, *Introduction to the Physics of the Earth's Interior*, Cambridge University Press, Oxford. 2000, vol. 39.
- 50 M. L. Jackson, P. A. Burr and R. W. Grimes, *Acta Crystallogr., Sect. A: Found. Adv.*, 2016, **B72**, 277–280.

