



Cite this: *Green Chem.*, 2019, **21**, 406

CO₂-fixation into cyclic and polymeric carbonates: principles and applications

Aeilke J. Kamphuis, Francesco Picchioni and Paolo P. Pescarmona  *

The reaction between carbon dioxide and epoxides is an attractive pathway for CO₂-utilisation as it can lead to the formation of two different, yet valuable, products: cyclic and polymeric carbonates. In this review, the advancements made within this field are critically discussed with special attention to the potential of these two classes of compounds as green chemical products. First, an overview is provided of the various types of homogeneous and heterogeneous catalytic systems developed for achieving the reaction of carbon dioxide with epoxides with high activity and selectivity towards either the cyclic or the polymeric carbonate products. Then, the chemical and physical properties of the cyclic and polycarbonate products are discussed, focussing on the correlation between such properties and the potential applications of each class of compounds. Finally, the most relevant applications of these materials, both potential and industrially implemented, are critically reviewed covering the fields of polymer products, energy storage devices, and biomedical and pharmaceutical applications.

Received 2nd October 2018,
Accepted 2nd January 2019

DOI: 10.1039/c8gc03086c

rsc.li/greenchem

1. Introduction

In current chemical product development, the focus of research lies increasingly on environmental friendliness and overall sustainability. Various ways exist to improve the green

character of a chemical product, ranging from the substitution of hazardous components of an existing product with safer and more sustainable alternatives, to the design and development of completely novel green chemical products. Incentives for the development of these chemical products can stem from various origins, such as the ambition to design a safer manufacturing process, to decrease the dependence on depleting fossil resources or to reduce waste generation during the production and disposal stages. Criteria and guidelines for these

Chemical Engineering group, Engineering and Technology institute Groningen (ENTEG), Faculty of Science and Engineering, University of Groningen, Nijenborgh 4, 9747 AG Groningen, The Netherlands. E-mail: p.p.pescarmona@rug.nl



Aeilke J. Kamphuis

and sustainable chemical products obtained from renewable resources. His PhD project focuses on the catalytic conversion of CO₂ into cyclic and polymeric carbonates.

Aeilke J. (Arjen) Kamphuis was born in Marum, in the Netherlands, and studied Chemical Engineering at the University of Groningen where he obtained his BSc degree in 2012 and his MSc degree in 2014. In the same year he started his PhD research at the University of Groningen under the supervision of Prof. Dr. Paolo P. Pescarmona and Prof. Dr. Francesco Picchioni. His research interests lie in the development of novel



Francesco Picchioni

appointed as Full Professor in Chemical Product Technology in 2013. His research interests include thermally reversible networks, polymer processing in supercritical CO₂, bio-based polymeric materials and water-soluble polymers for Enhanced Oil Recovery.

Francesco Picchioni was born in Terni, Italy. In 1996 he received his MSc degree in Chemistry from the University of Pisa, together with a diploma from the Scuola Normale Superiore. In 2000 he obtained his PhD in Polymer Chemistry from the same university. After 3 years as post-doc researcher at the Technical University of Eindhoven, he became Assistant Professor at the University of Groningen, where he was



ambitions are summarised by the ‘Twelve Principles of Green Chemistry’.¹ The utilisation of carbon dioxide as a building block for chemical products has the potential to fulfil many of these principles and, accordingly, is receiving growing attention from the academic community, from industry and, more in general, from the whole society. CO₂ is a renewable and abundant C₁-feedstock and is inexpensive as it is being generated as a waste gas in enormous quantities globally^{2–4} (the total worldwide CO₂ emissions were estimated to be 36.2 billion tonnes in 2015).⁵ Being the most oxidised form of carbon, it is extremely stable and hence non-toxic and non-flammable.^{3,4,6} Although chemically rather inert, CO₂ can act as a greenhouse gas by absorbing a fraction of the radiation emitted by the Earth and then re-emitting it towards the planet.⁷ Therefore, the increasing emissions of carbon dioxide in the atmosphere have been identified as one of the main causes of global warming.^{8–10} Various strategies have been considered in order to counter the accumulation of anthropogenic CO₂ in the atmosphere, including improving energy efficiency and minimising heat losses, increasing the usage of fuels with low or no carbon content (*e.g.* hydrogen) and of renewable energy sources, applying climate engineering approaches (*e.g.* reforestation and afforestation), carbon capture and storage/sequestration (CCS) and carbon capture and utilisation (CCU).¹⁰ The latter refers to processes aimed at capturing CO₂ at the location where it is emitted and at reusing it, so that it will not enter the atmosphere. The capture is typically limited to localised industrial emissions with high CO₂ concentration, whereas recovering carbon dioxide from, *e.g.*, residential and transportation sources would be technologically, logistically and economically more demanding.^{10,11} The largest industrial source of CO₂ emissions is represented by power plants based on fossil fuel combustion (Table 1). Other major sources for CCU include the cement industry (where CO₂ is generated

Table 1 Global industrial CO₂ emissions in 2014 from: fuel combustion (including all industrial energy-related CO₂ emissions), fugitive emissions (mostly consisting of flaring of non-marketable gas during oil and gas production) and industrial process emissions (including non-energy generation of CO₂ in *i.a.* the cement industry and ammonia production)⁸

Source of CO ₂ emission	Amount of emitted CO ₂ (Mtonnes per year)
Fuel combustion	32 381
Power and heat production	13 625
Fuel used in the extraction and refining of fossil feedstock	1683
Manufacturing industries and construction	6230
Transport and other sources ^a	10 843
Fugitive emissions ^b	483
Industrial processes ^b	2468

^a Such as commercial/institutional activities, agriculture/forestry, fishing and residential. ^b Data from 2010.

from the conversion of CaCO₃ into CaO), the iron and steel industry, the oil and gas industry (where non-marketable gas is flared, and hence is converted into CO₂) and ammonia production.^{5,8} Conceptually, CCU represents a very attractive option in the context of carbon neutrality and of a circular economy.¹² However, a number of hurdles need to be overcome before this approach can be implemented. Although technologies are available to capture high amounts of CO₂ with an efficiency of over 80% from large CO₂ emitters such as power plants and cement factories, full-chain technologies including capture, separation, transport and utilisation are still quite costly.¹⁰ Additionally, the final utilisation step represents a relevant challenge because the conversion of CO₂ is limited by its high thermodynamic and kinetic stability.^{13–15} The thermodynamic stability can be overcome by reacting CO₂ with high-energy substrates such as hydrogen, amines or epoxides,^{3,14,16–19} or by providing an energy input in the form of heat,²⁰ electric current²¹ or radiation;²² whereas the kinetic barrier can be overcome by employing a suitable catalyst for the chosen conversion reaction. The conversion of carbon dioxide into fuels is a very attractive option, in view of the large-scale applicability and because it would allow reconvert-ing CO₂ into the same kind of compounds from which it was generated, leading to a circular carbon economy and thus helping to prevent the accumulation of anthropogenic CO₂ in the atmosphere. The possible products of CO₂ reduction include, in increasing order of reduction degree, CO, formic acid, formaldehyde, methanol and higher alcohols, methane and higher hydrocarbons.^{23,24} All these products are industrially relevant, but only those with higher degree of reduction can be employed as fuels. The reduction of CO₂ can be carried out either through direct reaction with H₂ or through an electrochemical or photochemical route:

- The reaction with H₂ has been widely studied and suitable catalysts for this reaction have been developed.^{25–27} However, this route is not yet sustainable because the H₂ needed for this reaction is currently produced from a fossil resource as CH₄ through the steam reforming and water–gas shift reactions,²⁸



Paolo P. Pescarmona

Paolo P. Pescarmona was born in Torino, Italy. He received his MSc degree in Chemistry from the University of Torino in 1997 and his PhD from the Delft University of Technology in 2003. From 2005 to 2014 he worked at the University of Leuven, first as post-doc researcher and since 2008 as Assistant Professor. In 2014 he moved to the University of Groningen, where he is currently Associate Professor in

Sustainable Chemical Products and Catalysis. His research interests are centred on the rational design and development of catalytic materials, with a special focus on applications in the field of green chemistry. Currently, he is the president of the Dutch Zeolite Association.



whereas efficient and cost-competitive photochemical and/or electrochemical technologies for the production of H_2 through H_2O splitting are not yet mature.^{29–31}

• The direct routes based on the electrochemical or photochemical reduction of CO_2 with concomitant oxidation of H_2O are very attractive from the point of view of sustainability as they can rely on a renewable form of energy (e.g. electric power from wind turbines or solar radiation), but they are still facing important challenges in terms of activity in the conversion of CO_2 and product selectivity,^{32,33} particularly if the target product requires the exchange of several electrons (e.g. $6 e^-$ for the reduction of CO_2 to CH_3OH ; $8 e^-$ for the reduction to CH_4).

Alternatively to its conversion into fuels, CO_2 can be used as feedstock for the production of polymers and fine chemicals.³⁴ Examples include the reaction of CO_2 with epoxides leading to either cyclic or polymeric carbonates;^{13,23,24,35} the formation of dimethyl carbonate *via* transesterification of CO_2 -derived ethylene carbonate or propylene carbonate with methanol, or *via* the direct reaction of carbon dioxide with methanol;^{23,35} the reaction of CO_2 with glycerol to produce glycerol carbonate;^{23,35,36} carboxylation of ethylene, phenol salts and aryl and alkyl halides to produce, respectively, acrylic acid, salicylic acid and a variety of aryl and alkyl carboxylic acids;^{13,23,24,35} and the reaction of CO_2 with ammonia to generate urea.^{23,35} The market for these CO_2 -based chemicals is considerable (see Table 2 for the estimated market of selected products). Therefore, the utilisation of carbon dioxide as substitute for conventional petroleum-based building blocks can result in a significant decrease in dependence on non-renewable fossil feedstock needed for product manufacturing. While this is a target of large societal and industrial relevance, it is important to realise that CO_2 fixation into chemical products, such as those reported in Table 2, will most likely not have a major impact on mitigating the concentration of CO_2 present

in the atmosphere, as the amount of carbon dioxide that would be converted yearly is only a small fraction of the anthropogenic CO_2 that is annually emitted into the atmosphere.^{2,23}

Among the above-mentioned routes for CO_2 fixation into valuable chemical products, the 100% atom efficient reaction of CO_2 with epoxides is an attractive CO_2 -valorisation pathway that has gained increasing attention during the past few decades.³ This review focuses on this route, by providing an overview of the progress made in the catalytic synthesis of cyclic and polymeric carbonates and in their applications. The major classes of catalysts that have been developed to enable the reaction of carbon dioxide with epoxides are reviewed in section 2. The physicochemical properties of the cyclic and polymeric carbonates directly derived from CO_2 and their correlation with the potential applications of these compounds are discussed in the first part of section 3. The rest of this section provides a critical review of the existing and potential applications of these carbonate products, with special focus on polymeric products (e.g. coatings, adhesives and foams), electrolytes in energy storage devices and biomedical applications.

2. Catalysts for the fixation of CO_2 into cyclic and polymeric carbonates

The catalysed reaction of CO_2 with an epoxide producing a polymer containing carbonate linkages was reported for the first time in 1969.³⁷ Since then, growing research efforts have been dedicated to the development of catalytic systems for this reaction, as well as towards the employment of a variety of different epoxide substrates. These include petroleum-based epoxides such as ethylene oxide, propylene oxide and cyclohex-

Table 2 Polymers and fine chemicals potentially^a made from CO_2 , with estimates of their market size^{35,38}

Chemical	Examples of applications	Estimated market size
Cyclic carbonates	Battery electrolyte, reactive intermediate, solvent	100 kt y^{-1} (in 2013)
Bisphenol-A-based polycarbonates	Car manufacturing, CDs and DVDs, optical lenses, construction	5–6 Mt y^{-1} (in 2016)
Dimethyl carbonate	Reagent, solvent, battery electrolyte, gasoline additive	≥ 200 kt y^{-1} (in 2013)
Acrylic acid	Monomer for polymers used as e.g. superabsorbents, detergents, adhesives and coatings	2.5 Mt y^{-1} (in 2014)
Urea	Liquid fertiliser	240 Mt y^{-1} (in 2016)

^a Note that the synthesis method employing CO_2 is not necessarily the (only) current route to produce these chemicals.



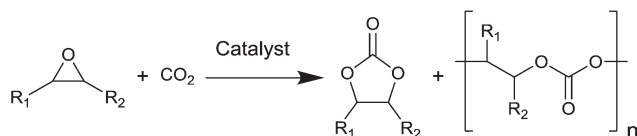


Fig. 1 General scheme of the reaction of an epoxide with CO₂.

ene oxide as well as (potentially) bio-based epoxides such as limonene oxide and vinylcyclohexene oxide. The reaction of an epoxide with CO₂ can in principle yield two possible products: a five-membered cyclic carbonate and/or a polymeric carbonate (Fig. 1). The catalytic systems that are used to promote the conversion of carbon dioxide and epoxides into these organic carbonates generally consist of a Lewis base acting as a nucleophile, often assisted by a Lewis acid species in the form of one or more metal centres. The most commonly proposed reaction mechanism is depicted in Fig. 2.^{14,17,19} The first step of the catalytic cycle is the activation of the epoxide ring by the Lewis acid (1 in Fig. 2), which promotes the nucleophilic attack by the Lewis base leading to the opening of the epoxide ring. The formed alkoxide intermediate (2) can in turn act as a nucleophile and attack CO₂ to form a carbonate intermediate (3). The following step is either a ring closure (4a) to produce a cyclic carbonate (5a), or the alternating insertion of more epoxide and CO₂ molecules (4b and 5b) to yield a polycarbonate (6b).^{14,17,19} The consecutive insertion of two epoxide molecules in the polymer chain may also occur, leading to the presence of ether linkages in the polycarbonate. Besides this, other reaction mechanisms have been proposed, in some cases

specific to a type of catalyst (*e.g.* β -diiminate zinc complexes – see Fig. 3).^{39,40}

A wide variety of homogeneous and heterogeneous catalytic systems has been developed for the reaction of CO₂ with epoxides, with the purpose of increasing the activity but also of maximising the selectivity towards either the cyclic carbonate or the polycarbonate product. Numerous excellent reviews exist on the catalysis of CO₂/epoxide reactions,^{3,13,14,24,41,42} including few focussing only on the synthesis of cyclic carbonates^{16,43–50} or only on polycarbonates.^{2,4,6,15,17,51–55} The reader interested in a detailed overview of the numerous existing catalytic systems and/or in the various proposed reaction mechanisms is kindly referred to the above-mentioned references. Here, we provide a systematic and concise overview of the main classes of catalysts that have been studied for the CO₂/epoxide reaction, by rationalising them on the basis of their nature and of the type of active sites. For this purpose, the catalysts were categorised into homogeneous and heterogeneous systems, which were further divided with respect to their catalytic species: systems containing Lewis base functionalities, or systems presenting a combination of Lewis acid and base species. For the latter group, a distinction is made between metal-based and metal-free catalysts. For each of these categories, we summarised the main assets and drawbacks (Table 3).

2.1. Homogeneous catalytic systems

Lewis base homogeneous catalysts that only consist of an ionic nucleophile (Hom1 in Table 3) are typically organic halides

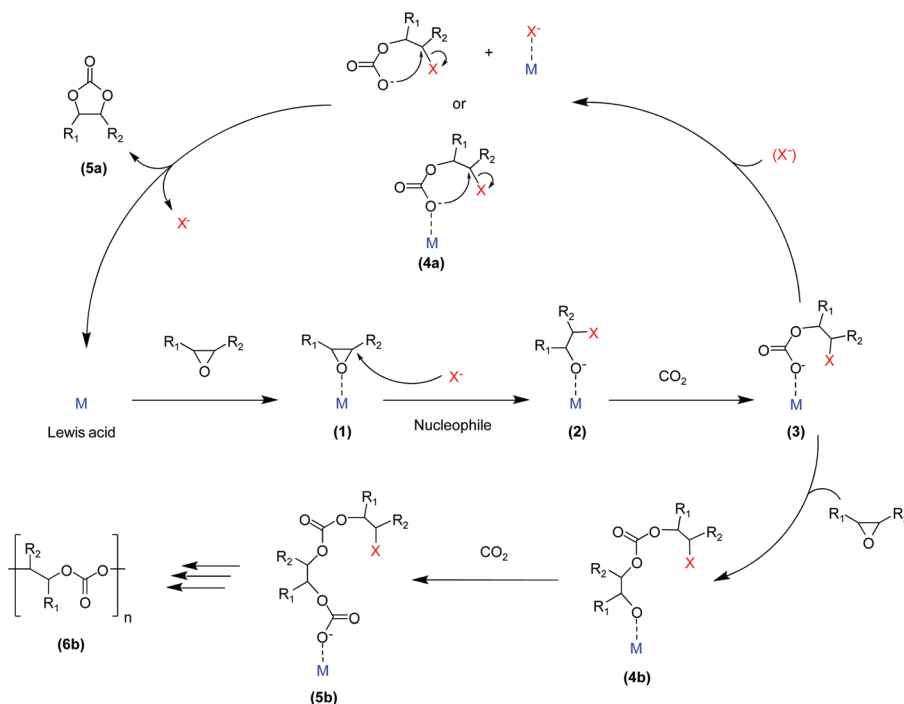
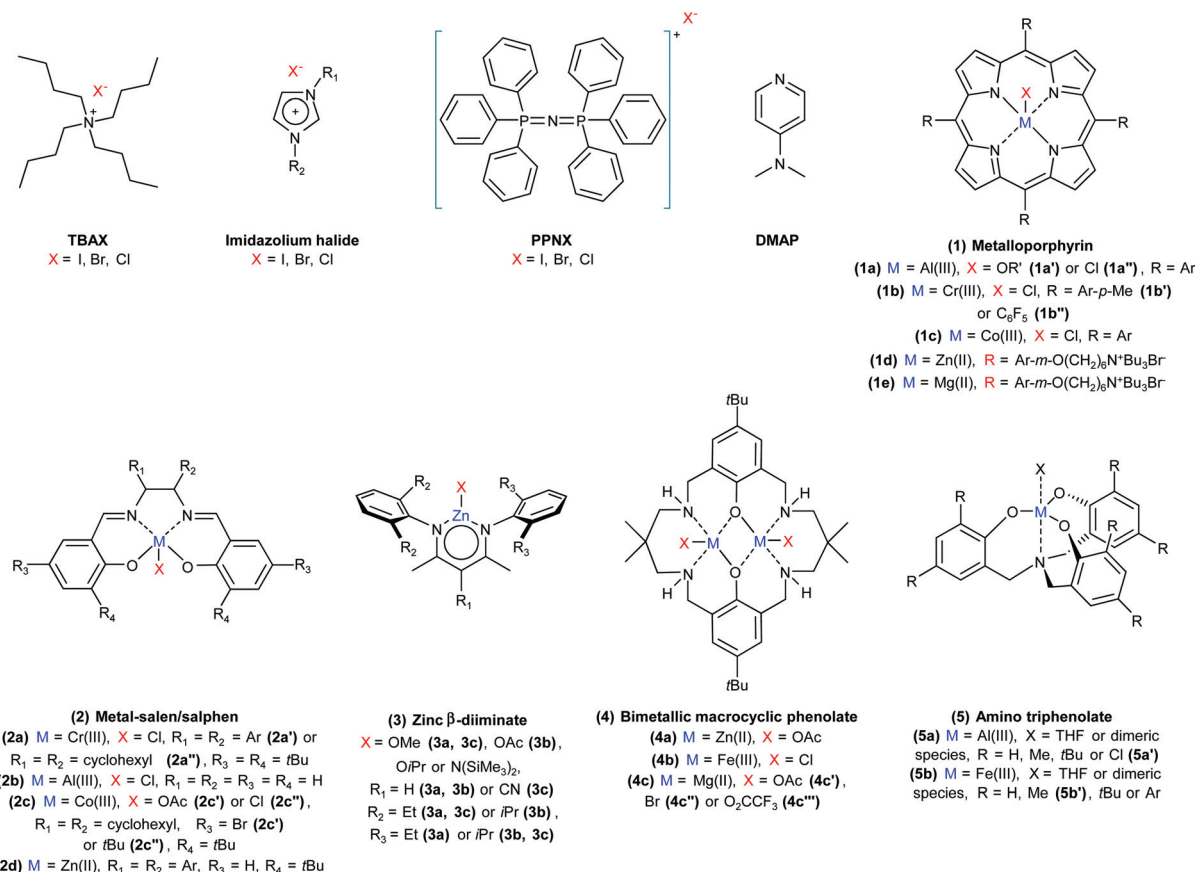


Fig. 2 Proposed reaction mechanism for the reaction of CO₂ with epoxides yielding either cyclic or polymeric carbonates, in the presence of a Lewis acid (typically a metal centre, M) that activates the epoxide, and a Lewis base (X[−]) acting as nucleophile.



Fig. 3 Selected homogeneous catalysts for the CO₂/epoxide reaction.Table 3 Overview of catalyst categories for the CO₂/epoxide reaction

Catalytic system	Code	Activity	Selectivity	Stability	Reusability	Cost
Homogeneous						
Lewis base	Hom1	±	Cyclic	± (issue: thermal stability under operating conditions)	—	++
Lewis acid + Lewis base	Metal-based Hom2	++	Tuneable cyclic/polymeric	+ (Al, Fe, Cr) — (Co porphyrin/salen, Zn β-diiminate)	—	—
	Metal-free Hom3	+	Cyclic	+	—	++
Heterogeneous						
Lewis base	Het1	—	Cyclic	± (issue: thermal stability under operating conditions)	+	+
Lewis acid + Lewis base	Metal-based Het2	+	Polymeric (Zn glutarate)/cyclic (others)	+ (Zn glutarate)	++	+
	Metal-free Het3	+	Cyclic	± (MOFs) +	± (MOFs) ++	— (MOFs) +

such as quaternary ammonium salts, phosphonium salts and ionic liquids.^{16,42,44,46,56} Neutral Lewis bases such as strong organic bases are also used as homogeneous catalysts.^{42,44} A selection of commonly employed homogeneous Lewis base compounds is shown in Fig. 3: tetrabutylammonium halides (TBAX),^{57–60} imidazolium halides,^{46,61} bis(triphenylphosphine) iminium halides (PPNX)⁶² and 4-dimethylaminopyridine (DMAP).^{63,64} When these Lewis bases are employed as catalysts

in the absence of a Lewis acid (that would coordinate the growing polycarbonate chain, see Fig. 2), the ring closure becomes the most favourable step after the formation of the carbonate intermediate, leading to the selective formation of the cyclic carbonate product. The major limitation in the use of Lewis base homogeneous catalysts is that the separation of the produced cyclic carbonates by distillation is quite energy-intensive, due to the fact that cyclic carbonates have high



boiling points (see Table 7).⁶³ Moreover, tetraalkylammonium halides tend to undergo thermal degradation through a dequaternisation reaction, which would hamper their reuse if the removal of the carbonate is carried out by distillation at high temperature.⁶⁵ Lewis base catalysts typically require relatively high reaction temperatures (≥ 80 °C) to achieve good carbonate yields.^{14,16} In order to increase the activity and reach high conversions also under milder conditions, the Lewis base catalysts are often combined with Lewis acids. The most widely employed type of Lewis acid sites is provided by metal cations complexed by suitable organic ligands. A wide range of metal complexes have been studied, with zinc, chromium, cobalt, aluminium and iron being the most common metal atoms.^{4,16,24,41,43,45,54,66} The metal-based Lewis acid complexes are usually combined with one of the aforementioned Lewis bases. Such homogeneous binary catalytic systems (Hom2 in Table 3) constitute the class of catalysts for the CO₂/epoxide reaction that has been most actively studied so far. The best representatives of this type of catalytic systems are characterised by very high activity even under mild conditions ($T \leq 60$ °C, $p(\text{CO}_2) \leq 10$ bar) and can display high selectivity towards either the cyclic or the polymeric carbonate. Often, the selectivity can be tuned by varying the type of nucleophilic species and the nucleophile-to-metal ratio. A nucleophile that is a better leaving group (as I^-) will tend to favour the ring-closure step (4a in Fig. 2), thus leading to higher selectivity towards the cyclic carbonate product, whereas a worse leaving

group (as Cl^-) will tend to remain bound to the intermediate, thus promoting the growth of the polymer chain (4b and 5b).^{14,17} It was also observed that at a nucleophile-to-metal ratio >1 , the nucleophile can tend to displace the carbonate intermediate from the metal centre, thus favouring the ring-closure step (Fig. 2, 4a).^{17,19} The selectivity between cyclic and polymeric carbonate can also be adjusted by changing the reaction temperature. Cyclic carbonates are the thermodynamically favoured products of the reaction, while the formation of the polycarbonates generally has lower activation energy. Therefore, higher reaction temperatures will promote the formation of the cyclic product, whereas lower reaction temperatures can lead to a kinetic control of the reaction, thus favouring the polymeric product.¹⁷ Additionally, higher CO₂ pressure (up to carbon dioxide in the liquid or supercritical state) can increase the reaction rate by improving the contact between the reaction components, while also favouring the formation of the polycarbonate product by enhancing the rate of the CO₂-insertion step (Fig. 2, 5b).¹⁷ The tuning of the above-mentioned parameters often allows to achieve the selective formation of either the cyclic or polymeric carbonate (Table 4, entries 1–7), and even to switch effectively the selectivity between the two products while using the same metal complex (Table 4, entries 23 and 24).^{19,67}

Among the classes of metal complexes employed as homogeneous catalysts for the synthesis of cyclic and polymeric carbonates from CO₂ and epoxides, metal-porphyrins received

Table 4 Performance of selected homogeneous metal-based catalytic systems in the reaction of CO₂ with epoxides

#	Cat.	Cat. loading ^a (mol %)	Epox.	Conv/ yield (%)	Sel _{PC:CC} ^b (%)	TON _{metal} ^c	TON _{LB} ^d	Temp. (°C)	CO ₂ pressure (bar)	Time (h)	M _n (g mol ⁻¹)	PDI	Ref.
1	1a''	1/1 EtPH ₃ PBr	CHO	100 (C)	100:0	100	50	RT	49	14 d	6200	1.06	69
2	1b'	0.014/0.088 DMAP	EB	100 (C)	0:100	7073	984	50	54	100	—	—	70
3	1b''	0.036/0.31 DMAP	CHO	63 (Y)	100:0	1743	291	110	228	8	3450	1.19	71
4	1c	0.039/0.0772 DMAP	PO	42 (Y)	0:100	1102	367	120	17	1.33	—	—	72
5	1c	0.2/0.15 DMAP	PO	95 (Y)	95:5	475	271	40	51	48	149 000	1.18	73
6	1d	0.005/0	EH	80 (Y)	0:100	16 000	4000	120	10	3	—	—	74
7	1e	0.005/0	EH	88 (Y)	0:100	17 600	4400	120	10	3	—	—	74
8	2a'	0.075/0.075 DMAP	PO	69 (Y)	n.a.	916	458	100	6.9	1	—	—	76
9	2a''	0.040/0	CHO	10 (C)	n.a.	250	250	80	58.5	24	8900	1.2	77
10	2b	0.02/0.02 TBABr	EO	44 (Y)	n.a.	2220	1110	110	150–160	1	—	—	78
11	2b	0.1/0.1 TBABr	EO	96 (C)	0:100	960	480	30	25	72	—	—	78
12	2c'	0.2/0	PO	49 (Y)	>99:<1	243	243	25	55.2	3	15 300	1.22	79
13	2c''	0.067/0.133 DMAP	PO	27 (Y)	n.a.	400	133	100	20.7	0.33	—	—	80
14	2d	2.5/2.5 TBAI	EH	80 (C)	0:100	32	32	45	10	18	—	—	81
15	3a	0.1/0	CHO	45 (C)	100:0	449	—	50	6.9	2	19 100	1.07	83
16	3b	0.1/0	CHO	48 (C)	100:0	494	—	50	6.9	2	31 000	1.11	83
17	3c	0.1/0	CHO	38 (C)	100:0	382	—	50	6.9	0.17	22 900	1.09	85
18	4a	0.2/0	CHO	53 (C)	94:6	264	264	100	1	21	7360	1.21	88
19	4b	0.02/0	CHO	25 (C)	99:1	1285	643	80	10	24	17 200	1.03	90
20	4b	0.2/0.4 PPNCI	CHO	41 (C)	0:100	205	51	80	1	48	—	—	90
21	4c'	0.02/0	CHO	33 (C)	>99:<1	1650	1650	100	1	20	14 600/3500	1.02/1.08	91
22	5a'	0.0005/0.05 TBAI	EH	36 (C)	<1:>99	72 000	720	90	10	2	—	—	92
23	5b'	0.5/5 PPNCI	CHO	85 (C)	0:96	170	17	85	80	3	—	—	19
24	5b'	0.5/0.5 PPNCI	CHO	98 (C)	>99:<1	196	196	85	80	3	n.a.	n.a.	19

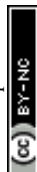
^a Catalytic loading in molar percentage of epoxide substrate, based on moles of metal sites/based on moles of nucleophilic species added separately. ^b Selectivity towards polycarbonate : cyclic carbonate. ^c Turnover number expressed as mol of converted epoxide (when the conversion was reported) or mol of produced carbonate (when the yield was reported) per mol of metal sites. ^d Turnover number expressed as mol of converted epoxide or mol of produced carbonate per mol of nucleophilic species. n.a. = not available. CHO: cyclohexene oxide; EB: 1,2-epoxybutane; EH: 1,2-epoxyhexane; EO: ethylene oxide; PO: propylene oxide. PDI: polydispersity index, M_w/M_n .



considerable attention (1 in Fig. 3 and Table 4, entries 1–7). Their planar geometry makes them especially suitable for the coordination of terminal epoxides to the Lewis acidic metal centre.⁴³ Though metal(III)-porphyrins can contain a nucleophilic species as axial ligand (**1a**, **1b** and **1c** in Fig. 3), the activity of these complexes is significantly enhanced by using them in combination with a Lewis base acting as nucleophile for the ring-opening of the epoxide.²⁴ Used metal centres include aluminium,^{68,69} chromium^{70,71} and cobalt.^{72,73} More recently, a series of highly active bifunctional metalloporphyrin catalysts containing both Lewis acid sites (magnesium or zinc) and Lewis base functionalities has been reported (**1d** and **1e** in Fig. 3).^{74,75} Another important class of homogeneous catalysts that has been investigated extensively for the synthesis of both cyclic carbonates as well as polycarbonates consists of metal complexes with salen/salphen-based ligands (Fig. 3, 2). Various metal centres have been examined, including chromium,^{76,77} aluminium⁷⁸ and cobalt^{79,80} incorporated in salen complexes (Fig. 3, **2a–c** and Table 4, entries 8–13) and zinc in salphen complexes⁸¹ (Fig. 3, **2d** and Table 4, entry 14). An advantage of salen ligands is that their synthesis is easier and that they are less expensive than *e.g.* porphyrin ligands. Moreover, the synthesis method has the potential to be scaled-up, which is an important asset for a possible industrial use of these catalysts.⁴³ Similarly to the case with porphyrins, salen/salphen-based catalysts with metal(III) centres contain an axial ligand that can act as a nucleophile, and can thus function as bifunctional catalysts in the CO₂/epoxide reaction. However, they often require a Lewis base co-catalyst in order to reach sufficient product yields. In the case of zinc(II)-salphen, no axial ligand is present and including a separate Lewis base becomes strictly necessary to perform the opening of the epoxide ring. Although salen and salphen catalysts show high activity for the conversion of terminal epoxides, they are generally significantly less active towards internal epoxides.⁴³ Furthermore, while Cr-based salen complexes were reported to be air-stable,⁷⁷ many highly active Co-salen complexes are air and moisture sensitive.¹⁷ Moreover, Co-based salen and porphyrin catalysts were observed to deactivate during CO₂/propylene oxide copolymerisation through reduction of the cobalt centre.^{2,82} Zinc β -diiminates represent another well-studied class of homogeneous catalysts that has found widespread application in polymerisations of CO₂ with a broad range of epoxides (Fig. 3, 3).^{39,83,84} The catalytic behaviour of this type of complexes proved to be highly tuneable by modifying the substituents present on the *N*-aryl ring and the diamine backbone (Table 4, entries 15–17).^{14,85} The zinc β -diiminate complexes can exist both in dimeric (bimetallic) or monomeric (monometallic) form, with the former being most likely the main responsible for the catalytic activity. These metal-complexes do not need addition of a Lewis base to be able to catalyse effectively the reaction.³⁹ Zinc β -diiminate catalysts are very selective towards the polycarbonate product and are very active with various epoxides, including challenging substrates as functionalised cyclohexene oxides⁸⁶ and limonene oxide.⁸⁷ A limit-

ation of the zinc β -diiminates is their sensitivity to air and moisture, which imposes to prepare and use them under inert conditions.^{39,83,84} Another type of Zn-based catalyst is the bimetallic macrocyclic phenolate zinc complex **4a** (Fig. 3), which gained attention by showing high activity towards epoxide/CO₂ polymerisation even at very low CO₂ pressure (1 atm) (Table 4, entry 18).^{88,89} Moreover, this zinc complex was observed to be air-stable.⁸⁸ In addition to zinc, other metals that have been investigated in this type of complex include iron⁹⁰ and magnesium (Fig. 3, **4b** and **c**).⁹¹ The iron bimetallic macrocyclic phenolate complex was able to catalyse the reaction of CO₂ with cyclohexene oxide, propylene oxide and styrene oxide, although the addition of a Lewis base (PPNCl) was required with the latter two epoxides. Additionally, a shift in selectivity from complete selectivity towards poly(cyclohexene carbonate) formation to full selectivity towards cyclic cyclohexene carbonate formation was realised by increasing the catalyst loading (by a factor 10), lowering the CO₂ pressure (from 1.0 to 0.1 MPa) and by addition of PPNCl (Table 4, entries 19 and 20).⁹⁰ One of the most promising types of homogeneous catalysts for epoxide/CO₂ conversion consists of an aluminium(III) centre combined with an amino triphenolate ligand (Fig. 3, **5a**).^{18,92,93} The complex needs to be combined with a Lewis base, such as TBAX or PPNX: this binary catalytic system showed to be highly active for the reaction of CO₂ with a wide range of epoxide substrates.⁹² Considerable variations in catalytic activity were observed between Al(III) amino triphenolate complexes with different substituents on position 2 and 4 of the phenolate rings.¹⁸ Recently, it was shown that the methyl-substituted aluminium amino triphenolate complex used in combination with PPNCl or PPNBr is able to efficiently catalyse the copolymerisation of CO₂ with the highly challenging limonene oxide.⁹⁴ In addition to aluminium-based complexes, iron-based amino triphenolate (Fig. 3, **5b**; Table 4, entries 23 and 24) and amino bis(phenolate) complexes have also been used in CO₂ conversion reactions, allowing to switch effectively the selectivity between cyclic and polymeric carbonates by tuning the type and relative amount of organic halide used as nucleophile source.^{19,67} When considering the potential for applicability of these catalysts, besides their activity, selectivity and stability, it is important to take into account the cost of the synthesis and the availability of the employed elements. In this context, only six metals are classified as abundant worldwide: aluminium, iron, calcium, sodium, potassium and titanium (in order of decreasing abundance).⁴⁵ Of these metals, which have the additional advantage of displaying relatively low-toxicity,⁹⁵ aluminium and iron were employed in highly active and selective catalysts for the synthesis of CO₂-based carbonates and seem thus an optimum choice from a sustainability point of view.⁴⁵

The metal-based complexes discussed above can reach excellent catalytic performance but their applicability can be hampered by their often costly and complex synthesis procedure. Against this backdrop, the development and investigation of metal-free catalysts for the CO₂/epoxide reaction has gained increasing attention in recent years. Organocatalysts



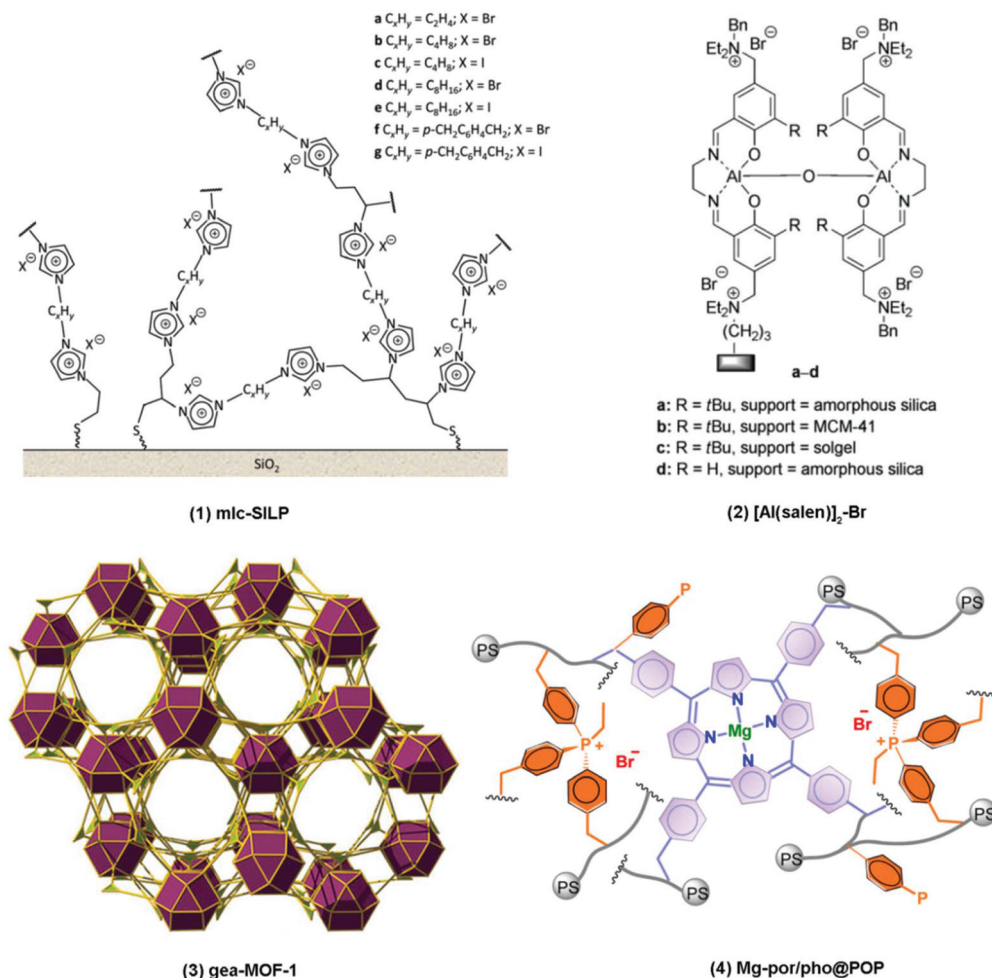


Fig. 4 Selected heterogeneous catalysts for the CO_2 /epoxide reaction: (1) multilayered covalently supported ionic liquid phase (mlc-SILP); (2) immobilised metal complex; (3) metal-organic framework (MOF); (4) porphyrin-based metal-functionalised porous organic polymers (metal-POP).

are considered as a non-toxic, low-cost and more sustainable alternative to metal-based catalysts.^{42,48,49} Additionally, organocatalysts generally possess good stability and inertness towards air and moisture and in some cases can be derived from renewable resources.⁴² Moreover, the use of organocatalysis instead of metal complexes has the potential to increase the safety of consumer products by minimising the amount of metal residues that may cause health hazards.⁴² On the other hand, the catalytic activity of organocatalysts is still significantly lower compared to the best metal-based homogeneous catalysts and cyclic carbonates are typically the only products, thus excluding polycarbonates from the scope of these catalysts.⁴² In addition to the previously discussed homogeneous catalysts that only possess a Lewis base functionality (e.g. TBAX, PPNX and DMAP in Fig. 3), the newest generation of metal-free homogeneous organocatalysts includes both Lewis acid and Lewis base functionalities (Hom3 in Table 3). These can be present in a bifunctional single-component catalyst or in a binary system consisting of two separate components. The first category typically consists of onium salts or ionic liquids

containing hydroxyl, carboxylic acid or amino moieties, such as protic tetraalkylammonium halides (e.g. Table 5, entry 1),^{96–99} protic phosphonium halides (e.g. Table 5, entry 2),^{100,101} protic imidazolium compounds (e.g. Table 5, entry 3)^{102–104} and functionalised DMAP.¹⁰⁵ In these systems, the protic functional groups can activate the epoxide substrate by interacting with its O atom through hydrogen bonding.^{42,48,65,106} In the second category, several protic compounds containing hydroxyl or carboxylic acid moieties have been employed as catalysts in combination with Lewis bases, including bio-based compounds such as pyrogallol (Table 5, entry 4),^{65,107} gallic acid,¹⁰⁷ tannic acid (Table 5, entry 5)¹⁰⁸ and water¹⁰⁹ but also other phenolic compounds,^{110,111} silane-diol complexes,¹¹² fluorinated alcohols,^{107,113,114} boronic acids,¹¹⁵ carboxylic acid-containing amines,¹¹⁶ simple alcohols¹¹⁷ and cavitand-based polyphenols.¹¹⁸ The relative weakness of the hydrogen bonding between the protic groups of these catalysts and the epoxides compared to the typical strong coordination of an epoxide with a metal, explains why cyclic carbonates are the only products when



Table 5 Performance of selected homogeneous metal-free catalytic systems in the reaction of CO₂ with epoxides

#	Cat.	Cat. loading ^a (mol %)	Epox.	Conv./ yield (%)	Sel _{PC:CC} ^b (%)	TON _{LA} ^c	TON _{LB} ^d	Temp. (°C)	CO ₂ pressure (bar)	Time (h)	M _n (g mol ⁻¹)	PDI	Ref.
1	2-Hydroxyethyl-TBAI	0.1/0	EB	39 (Y)	n.a.	392	392	150	20	1	—	—	96
2	2-Hydroxyethyl-TBPI	2/0	EB	92 (Y)	n.a.	46	46	90	10	2	—	—	100
3	HEMIMBr	1.6/0	PO	99.2 (C)	0 : >99	62	62	125	20	1	—	—	102
4	Pyrogallol/TBABr	3 ^e /3	PO	79 (Y)	n.a.	26 ^e	26	60	20	1.67	—	—	107
5	Tannic acid/TBAI	0.05 ^e /2.0	EH	24 (Y)	<1 : >99	472 ^e	12	80	10	2	—	—	108
6	Et ₃ B/PPNCl	0.050/0.025	CHO	90 (Y)	95 : 5	1800	3600	80	10	6	28 300	1.9	119

^a Catalytic loading in molar percentage of epoxide substrate, based on moles of Lewis acid sites/based on moles of nucleophilic species added separately. ^b Selectivity towards polycarbonate : cyclic carbonate. ^c Turnover number expressed as mol of converted epoxide (when the conversion was reported) or mol of produced carbonate (when the yield was reported) per mol of Lewis acid sites. ^d Turnover number expressed as mol of converted epoxide or mol of produced carbonate per mol of nucleophilic species. ^e Note that these compounds contain several potential Lewis acid sites, but that in this case the catalyst molar loading and TON_{LA} are calculated based on the whole molecule. n.a. = not available. CHO: cyclohexene oxide; EB: 1,2-epoxybutane; EH: 1,2-epoxyhexane; PO: propylene oxide. PDI: polydispersity index, M_w/M_n .

these organocatalysts are employed. On the other hand, there exist a report of the synthesis of polycarbonates from CO₂ and epoxides using metal-free catalysts (Table 5, entry 6).¹¹⁹ However, a strongly pyrophoric and water- and air-sensitive compound as triethylborane was employed as a Lewis acid, which limits the applicability of the catalytic system and diminishes the 'green' character typically associated with organocatalysts.

2.2. Heterogeneous catalytic systems

The most extensively studied type of catalysts for the fixation of CO₂ through the reaction of CO₂ with epoxides are homogeneous systems, but the importance of an efficient and straightforward separation and reutilisation of the catalyst stimulated the investigation of several heterogeneous systems. Various Lewis base heterogeneous catalysts have been developed (Het1 in Table 3, for a selected example see catalyst 1 in Fig. 4),¹²⁰ with the active sites being provided by immobilised

ionic liquids,^{120–128} onium salts^{129–131} and non-ionic organic bases.^{132–134} Polymers^{121,128,129,131} and silica-based materials,^{120,122–126,130,132–134} including ordered mesoporous silica with high specific surface area such as MCM-41^{126,134} and SBA-15,^{122,125} have been studied as supports to immobilise these active species. The immobilisation is realised through robust, covalent bonding to prevent the leaching of active species into the reaction mixture. These heterogeneous catalysts solve the separation problems associated with homogeneous catalytic systems, but they typically need high temperatures (≥ 100 °C) in order to reach high conversion rates of the epoxides.^{135,136} The performance of a selection of heterogeneous Lewis base catalysts for the CO₂/epoxide reaction is displayed in Table 6, entries 1–3. Similarly to the case of homogeneous catalysts, the presence of a Lewis acid that activates the epoxide towards the nucleophilic attack by the Lewis base enhances the activity of the heterogeneous systems (Het2 in Table 3, for a selected example see catalyst 2 in Fig. 4).¹³⁷

Table 6 Performance of selected heterogeneous catalytic systems in the reaction of CO₂ with epoxides

#	Cat.	Cat. loading ^a (mol %)	Epox.	Conv./ yield (%)	Sel _{PC:CC} ^b (%)	TON _{LA} ^c	TON _{LB} ^d	Temp (°C)	CO ₂ pressure (bar)	Time (h)	M _n (g mol ⁻¹)	PDI	Ref.
1	SiO ₂ - <i>p</i> -xylene-I (mlc-SILP)	0/0.42	SO	99 (C)	<1 : >99	—	237	150	80	3	—	—	120
2	<i>n</i> -Bu ₄ NBr/SiO ₂	0/1	PO	97 (Y)	n.a. : 98	—	97	150	80	10	—	—	130
3	TBD@silica	0/0.27	PO	100 (C)	0 : 100	—	367	150	50	24	—	—	132
4	[Al(salen)] ₂ -Br/amorphous silica	5/10	SO	78 (C)	n.a.	16	8	RT	1	20	—	—	137
5	gea-MOF-1/TBABr	0.15/0.15	EB	94 (Y)	n.a.	627	627	120	20	6	—	—	147
6	PCN-224(Co)/TBACl	0.090/0.20	PO	42 (C)	n.a.	461	194	100	20	4	—	—	148
7	ZIF-90	0.59/n.a.	PO	88 (C)	n.a. : 92	151	n.a.	120	12	8	—	—	152
8	F-ZIF-90	0.088/n.a.	AGE	75 (Y)	0 : 100	855	n.a.	120	11.7	6	—	—	155
9	Mg-por/pho@POP	0.005/n.a.	PO	78 (Y)	n.a. : >98	15 600	n.a.	140	30	1	—	—	161
10	FDU-HEIMBr	n.a./0.5	PO	99 (Y)	<1 : >99	n.a.	198	110	10	3	—	—	177
11	mQC-1.I	0.8/0.4	PO	98 (C)	<1 : >99	121	242	120	12	3	—	—	185
12	Zn glutarate	0.33/0	PO	n.a.	96 : n.a.	7146 ^e	n.a.	80	40	20	103 000	2.8	190
13	Zn ₃ [Co(CN) ₆] ₂ /tBuOH	0.028/0	CHO	95 (C)	43.5 : 0	3340 (Zn)	n.a.	100	38	2	47 250	3.4	191

^a Catalytic loading in molar percentage of epoxide substrate, based on moles of Lewis acid sites/based on moles of nucleophilic species.

^b Selectivity towards polycarbonate : cyclic carbonate. ^c Turnover number expressed as mol of converted epoxide (when the conversion was reported) or mol of produced carbonate (when the yield was reported) per mol of Lewis acid sites (note: in the case of metal-containing catalysts, the TON is expressed as mol of converted epoxide per mol of metal sites, though this might lead to an underestimation of the actual TON values because not all metal sites are necessarily acting as Lewis acid active sites).¹⁴² ^d Turnover number expressed as mol of converted epoxide or mol of produced carbonate per mol of nucleophilic species. ^e In grams of polymer per moles of zinc. n.a. = not available. AGE: allyl glycidyl ether; CHO: cyclohexene oxide; EB: 1,2-epoxybutane; PO: propylene oxide; SO: styrene oxide. PDI: polydispersity index, M_w/M_n .



Examples of these systems include supported metal catalysts functionalised with Lewis base moieties, such as Zn/SBA-15 functionalised with ammonium groups,¹³⁸ and the immobilisation of metal complexes that had previously proven to be promising homogeneous catalysts, such as bifunctional Al-salen complexes supported on polystyrene¹³⁹ or silica (Table 6, entry 4).¹³⁷ A different class of materials that can present Lewis acid sites and that has been increasingly studied as heterogeneous catalysts for the CO₂/epoxide reaction are metal-organic frameworks (MOFs).¹⁴⁰ These highly porous crystalline materials consist of metal nodes interconnected through organic linkers so that a crystalline structure is generated. MOFs can be prepared with different (micro)pore sizes and display very high surface area (typically $S_{\text{BET}} > 1000 \text{ m}^2 \text{ g}^{-1}$). The metal nodes can contain coordinatively unsaturated sites displaying Lewis acid behaviour.¹⁴¹ Many MOF structures show high affinity towards CO₂ adsorption. This feature and the possible presence of Lewis acid sites render them potentially suitable candidates as heterogeneous catalysts for CO₂ fixation.^{49,141} This type of MOF (*e.g.* MOF-5,¹³⁵ MOF-505,¹³⁶ Cr-MIL-100,¹⁴² Cr-MIL-101,^{142,143} UCMC-1-NH₂,¹⁴⁴ In₂(OH)(btc)(Hbtc)_{0.4}(L)_{0.6}·3H₂O,¹⁴⁵ USTC-253-TFA¹⁴⁶ and gea-MOF-1¹⁴⁷ (Table 6, entry 5, and catalyst 3 in Fig. 4)) can act as heterogeneous catalysts for the CO₂/epoxide reaction in combination with an organic halide. In this case the catalytic system is partially homogeneous, which is a drawback in terms of catalyst separation and reutilisation. An alternative approach to introduce metallic Lewis acid sites into MOFs is based on the use of organic linkers that, besides connecting the metal nodes, are able to form complexes with single metal sites. This strategy has been employed to develop zirconium-based porphyrin MOFs¹⁴⁸ (Table 6, entry 6) and copper-based MOFs incorporating azamacrocyclic ligands.¹³⁶ In addition to MOFs solely containing Lewis acid sites, the organic linkers of specific MOFs possess Lewis basic moieties (*e.g.* ZIF-8,¹⁴⁹ ZIF-67,¹⁵⁰ ZIF-68,¹⁵¹ ZIF-90¹⁵² (Table 6, entry 7) and Co-MOF-74¹⁵³) or can be functionalised with a nucleophile source (*e.g.* amine moieties,¹⁴⁹ pyridinium iodide,¹⁵⁴ quaternised hydrazine¹⁵⁵ (Table 6, entry 8) and quaternised ammonium^{156,157} and phosphonium groups¹⁵⁷) so that both Lewis acid and Lewis base active sites are present in the solid catalyst. Functionalisation of the organic linkers with bulky nucleophilic species can however cause a decrease in pore volume and surface area, with possible limitations for the diffusion of reactants and products.^{154–158} Although promising results have been achieved with MOFs as catalysts for the CO₂/epoxide reaction, many of these materials still suffer from low stability under the employed reaction conditions, which leads to deactivation of the catalyst, thereby limiting reusability.¹⁴² Further limitations that can be encountered with MOF catalysts reported in the literature include the need to use very high loading of homogeneous organic halides,^{136,159,160} high reaction temperature,^{147,150–152} and diffusion limitations of reactants, products and organic halides.¹⁴²

Another class of materials containing metal centres in a porous structure that has gained increasing attention in recent

years as heterogeneous catalysts for the CO₂/epoxide reaction is represented by metal-functionalised porous organic polymers (metal-POPs).^{161–166} One of the key features of these porous organic polymers is that they can be synthesised in numerous types of amorphous porous structures incorporating various organic functional groups,^{161,163} thereby introducing a large degree of freedom in tuning properties such as type and amount of active sites, surface area, pore volume and pore size.^{162,164} The ability to tune the pore volume and pore size of POP materials could prevent diffusion limitations of reactants and products,¹⁶⁴ which on the other hand is a common drawback with functionalised MOFs. The Lewis acid metal centres can be incorporated in the material *via* different strategies, *e.g.* crosslinking of pre-synthesised metal-organic complexes by organic linkers,^{161,162,164,166–168} or synthesis of a microporous organic network, in which metal ions are introduced afterwards.^{163,165,168} Examples of metal-POP catalytic systems that have been evaluated for the CO₂/epoxide reaction include binary systems where the metal-POP was combined with an organic halide^{165–168} as well as fully heterogeneous bifunctional systems where the metal-POP contained both Lewis acid and Lewis base sites.^{161–164} A bifunctional porphyrin-based metal-POP system containing magnesium metal sites and quaternary phosphonium bromide species displayed one of the highest turnover numbers for heterogeneous catalysts for the conversion of CO₂ and epoxides into cyclic carbonates (Table 6, entry 9, Fig. 4).¹⁶¹

The activation of the epoxide can also be achieved without metal sites if protic groups are present at the surface of the heterogeneous catalyst (Het3 in Table 3). One of the first examples of this type of catalysts are the silica-supported phosphonium salts, for which it was proposed that the surface silanols can activate the epoxide and thus enhance the activity of the immobilised salt in their proximity.¹⁶⁹ Typically, metal-free heterogeneous catalysts with Lewis acid and Lewis base functionalities are prepared by tailored synthesis of the immobilised active groups as in polymer-supported ionic liquids with hydroxyl or carboxylic acid moieties,^{170–174} hydroxyl- or carboxylic-acid-containing ionic liquids grafted on silica,^{125,175,176} hydroxyl- and carboxylic-acid-functionalised ionic liquids immobilised on a mesoporous polymeric substrate¹⁷⁷ (Table 6, entry 10) and hydroxyl-functionalised quaternary ammonium moieties grafted on polystyrene or silica.^{178–180} Metal-free covalent organic frameworks (COFs) have also been reported as heterogeneous catalysts for the reaction of CO₂ with epoxides.^{181,182} Being constructed from molecular organic building blocks, the type of functional groups (*e.g.* Lewis bases¹⁸² or Lewis acids¹⁸¹) as well as the size and shape of the pores of these catalyst can be tailored. Other examples of materials that possess metal-free Lewis acid moieties include bio-based compounds such as cellulose and chitosan. Cellulose has been investigated as a bio-based heterogeneous catalyst for the CO₂/epoxide reaction both in the presence of a homogeneous Lewis base^{183,184} and as bifunctional single-component system with immobilised quaternary ammonium moieties (Table 6, entry 11).¹⁸⁵ Chitosan, which is a polysaccharide derived from



naturally occurring chitin extracted from the shells of *e.g.* shrimps and crabs,¹⁸⁶ was functionalised to introduce quaternary ammonium moieties^{187,188} or imidazolium moieties¹⁸⁹ and was subsequently evaluated as a bio-based and metal-free heterogeneous catalyst for the CO₂/epoxide reaction, displaying similar but slightly lower activity compared to the best cellulose-based catalysts.

All the heterogeneous catalysts described above yield cyclic carbonate as the main product, because the nucleophile-to-Lewis acid ratio is >1, or because the activation of the epoxide occurs through mild hydrogen-bonding, or finally because the reaction temperature is relatively high (>100 °C). There exist also metal-based heterogeneous catalytic systems that allow the selective copolymerisation of CO₂ with epoxides, generally with propylene oxide as substrate.^{192–195} The two main types of such heterogeneous catalysts are zinc carboxylates, with zinc glutarate (Table 6, entry 12) being the most active representative, and double metal cyanides.⁵³ Zinc glutarate and other zinc carboxylates are industrially relevant, as they are easy to handle, non-toxic, air-stable and economically viable.^{2,6} Double metal cyanide catalysts [Zn₃(M(CN)₆)₂], where the most commonly employed metals are M = Co(III) or Fe(III)]^{52,53} show high activity for polymerisation reactions with a variety of epoxides, including propylene oxide^{196–198} and cyclohexene oxide (Table 6, entry 13),^{191,196,198} but they exhibit low CO₂ uptake and commonly yield poly(ether carbonates) rather than pure polycarbonates.⁵³ In contrast to homogeneous catalytic systems, heterogeneous catalysts such as zinc carboxylates and double metal cyanides generally need more extreme reaction conditions for epoxide/CO₂ polymerisations, namely a high CO₂ pressure.⁵³

2.3. Effect of CO₂ source on catalyst performance

Although having received relatively little attention so far,^{199–204} the source of CO₂ used for the reaction with epoxides is of importance, especially in the perspective of large scale production. When carbon dioxide is employed that has been captured from industrial sources such as the ones discussed in section 1 (Table 1), it often contains impurities, including H₂S, CO, SO_x, NO_x and water.²⁰⁵ The effect of these impurities on the catalytic system is of crucial concern, as these compounds could potentially influence the activity of the catalytic system

by poisoning the active sites or could even cause catalyst degradation. Few studies investigated the effect of using carbon dioxide with lower degree of purity and containing the contaminants commonly found in flue gases.^{50,199–204} In general, these studies showed that several catalytic systems active in the CO₂/epoxide reaction (*e.g.* bimetallic aluminium salen/tetrabutylammonium bromide,¹⁹⁹ immobilised bifunctional bimetallic aluminium salen,^{200,201} YCl₃/tetrabutylammonium bromide,²⁰² magnesium bimetallic macrocyclic phenolate²⁰³ and zirconium on silica/tetrabutylammonium bromide²⁰⁴) are quite insensitive towards common flue gas impurities. This supports the feasibility of this reaction as pathway for the utilisation of waste CO₂.⁵⁰ In the perspective of the industrial application of a novel catalyst in the reaction of CO₂ with epoxide to produce either cyclic or polymeric carbonates, future research should increasingly include investigations of the influence of the CO₂ purity on the catalyst performance.


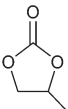
3. Applications of CO₂-based cyclic and polymeric carbonates

The two products of the reaction between CO₂ and epoxides, *i.e.* cyclic carbonates and polycarbonates, differ both in structure and in properties, thereby generally finding rather different kinds of applications.

3.1. Properties of cyclic carbonates

The two cyclic carbonates that are most widely employed are ethylene carbonate (EC) and propylene carbonate (PC). Both are polar aprotic compounds – see Table 7 for their dielectric constant, dipole moment and other selected physicochemical properties.²⁰⁶ Due to their biodegradability, low toxicity, low vapour pressure and high flash point, these two cyclic carbonates are greener alternatives to traditional, more harmful polar aprotic solvents such as dimethylformamide (DMF), hexamethylphosphoramide (HMPA), *N*-methyl-2-pyrrolidone (NMP), dimethylacetamide and acetonitrile, with propylene carbonate being a more viable solvent as it is a liquid at room temperature whereas ethylene carbonate has a melting point of 36 °C.^{17,208–211} A drawback of propylene and ethylene carbonate is their relatively high boiling point, which implies a

Table 7 Physicochemical properties of ethylene and propylene carbonate (hazard data obtained from REACH)^{223,224}

Cyclic carbonate	Boiling point (°C)	Melting point (°C)	Flash point (°C)	Vapour pressure (kPa)	Dielectric constant	Dipole moment (D)	Density (g mL ⁻¹)	Hazards
	246	36	143	0.003 (25 °C)	89.78 (40 °C)	4.9	1.32 (39 °C)	Harmful if swallowed, causes serious eye irritation, may cause damage to organs (kidney) through prolonged or repeated exposure if swallowed Causes serious eye irritation
	242	−49	135	0.004 (25 °C)	66.14 (20 °C)	4.9	1.20 (20 °C)	



more difficult and costly separation and recycling.²¹¹ Their applications as solvents include cleaning,²¹² paint stripping²¹³ and degreasing,²¹⁴ and the use as electrolyte components in batteries (see section 3.5). Another relevant application of cyclic carbonates is as reactants for chemical syntheses, providing a greener alternative to toxic and/or volatile compounds as phosgene (see section 3.4.1), epoxides and cyanates. In the presence of a catalyst, typically an alkali compound, five-membered cyclic carbonates can be used to alkylate protic aromatics such as phenols, thiophenols, aniline and aromatic carboxylic acids (Fig. 5).²⁰⁷ Although the reaction can be carried out through a more direct path *via* reaction of the aromatic compounds with epoxides (*e.g.* ethylene oxide or propylene oxide), employing carbonates rather than epoxides has a few advantages: (i) cyclic carbonates are less toxic than the corresponding epoxides and, therefore, safer to handle; (ii) no need for high-pressure equipment, which would be required when working with volatile epoxides, as the alkylation reaction is typically carried out at relatively high temperatures (100–200 °C); (iii) no additional solvents are needed, as the cyclic carbonate can act as both solvent and reactant.²⁰⁷ Aromatic compounds that are typically used in this reaction include: hydroquinone, which is reacted with two molecules of EC to produce a compound employed as spacer in the synthesis of high-strength polyurethanes;²¹⁵ cardanol (a compound derived from cashew nut oil), which is reacted with EC and PC to produce plasticisers;²¹⁶ resorcinol, which upon reaction with EC and PC also produces compounds used as spacers in polyurethane synthesis;²¹⁷ and cyanuric acid, which is reacted with EC to form a crosslinking agent for polyester resins used to coat underwater electric cables.^{207,218} In addition to the alkylation of aromatic compounds containing

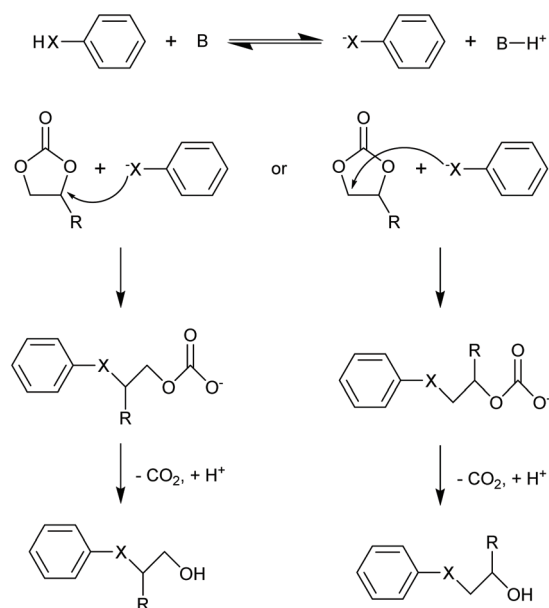


Fig. 5 Alkylation of protic aromatic compounds with five-membered cyclic carbonates in the presence of an alkali catalyst. X = O, NH, S or COO; B is an alkali.²⁰⁷

hydroxyl, thiol or amino groups, aromatics bearing carboxyl groups can be reacted with five-membered cyclic carbonates to introduce alkyl ester moieties.²⁰⁷ Moreover, the hydroxyl group of the product of this reaction (Fig. 5, X = COO) can react further with the carboxyl group of a second aromatic, thus forming a diester compound. Following this route, multifunctional carboxylic acids such as terephthalic acid have been reacted with PC or EC to synthesise polyester oligomers, which were subsequently used as prepolymers to produce polyester resins.^{207,219} In addition to the synthesis of building blocks for polymer production, the reaction of aromatic carboxylic acids with cyclic carbonates has also been employed in polymer modification, *e.g.* to lower the amount of free-acid end groups in poly(ethylene terephthalate) [PET] with the purpose of increasing the chemical resistance of the polymer²²⁰ or of increasing the rate of reaction with isocyanates to produce polyurethane foams;²²¹ and to enhance the performance of superabsorbing polymers used in diapers and feminine hygiene products, by crosslinking the acid groups present in the employed polymer (sodium polyacrylate).^{207,222} Compared to the previously mentioned protic aromatic compounds containing hydroxyl or amino groups, the reaction of aliphatic alcohols and amines with five-membered cyclic carbonates proceeds differently (Fig. 6a). In the case of primary or secondary amines (and of ammonia), a urethane (carbamate) product is formed.²⁰⁷ Although similar compounds can be formed *via* the reaction of diols with urea, such route requires high temperatures (120–170 °C), while five-membered cyclic carbonates can react with primary amines at room temperature.²⁰⁷ In most cases a catalyst is not required, but strong bases can be used to increase the reaction rate.²⁰⁷ The use of cyclic carbonates and amines to produce urethane linkages provides a greener alternative to the common synthesis of polyurethanes, which is based on the reaction of toxic di- or polyisocyanates with polyols (see section 3.4.3 for further information on

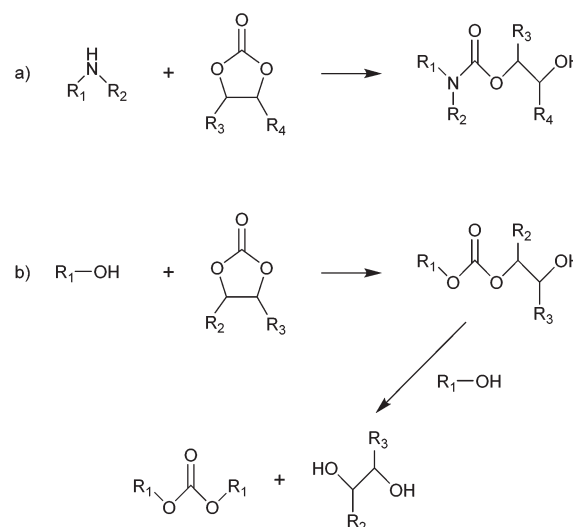


Fig. 6 Reaction of five-membered cyclic carbonates with aliphatic amines (a) and alcohols (b). R₁, R₂, R₃ and R₄ = hydrogen, alkyl.²⁰⁷



this).^{207,225} This type of reaction pathway also finds application in epoxy resins (see section 3.4.2).

Aliphatic alcohols react with five-membered cyclic carbonates similarly to aliphatic amines, but a successive reaction with a second alcohol compound can also occur, thereby forming a linear carbonate and a diol (Fig. 6b).²⁰⁷ This additional step typically does not occur with aliphatic amines, except at high temperatures (≥ 150 °C).²⁰⁷ A well-known example of this reaction is the transcarbonation of cyclic carbonates (e.g. ethylene or propylene carbonate) with methanol to produce dimethyl carbonate (DMC), a non-toxic and biodegradable compound that can be used in methylation and carbonylation reactions as greener substitute for the highly toxic reactants conventionally used (dimethyl sulphate and phosgene, respectively).²²⁶ An important industrialised example of the application of a cyclic carbonate as alternative to the extremely toxic phosgene through transcarbonation reactions is the Asahi Kasei industrial process,²²⁷ which represents a greener route for the synthesis of aromatic bisphenol-A-based polycarbonates (see 3.4.1 for more detailed information). When, instead of simple alcohols, diols are employed in the reaction with five-membered cyclic carbonates, other five-membered cyclic carbonates, six-membered cyclic carbonates and polycarbonates can be formed.²⁰⁷ In this context, the reaction of ethylene carbonate and propylene carbonate with glycerol to form glycerol carbonate is a promising synthesis route as it allows converting a large-scale bio-based by-product from biodiesel manufacturing as glycerol into a valuable organic compound that can find application as low-volatility solvent in varnishes, glues, cosmetics and pharmaceuticals and as organic building block for preparing epichlorohydrin and polymers such as hyperbranched polyethers, polyesters, polycarbonates, polyurethanes and polyamides.^{23,35,36,228–232}

This route to synthesise glycerol carbonate is more viable compared to the direct reaction of glycerol with CO₂, which is thermodynamically unfavourable and thus results in low yields unless the formed water is removed from the reaction mixture.^{228,233} Among the products of the reaction of diols with five-membered cyclic carbonates, six-membered cyclic carbonates have been studied as starting materials for polymerisation reactions, as these compounds display lower thermodynamic stability and are thus more readily polymerised compared to their five-membered counterparts.^{43,207}

3.2. Properties of polycarbonates prepared from CO₂ and epoxides

Polycarbonates can be prepared by the polymerisation of carbon dioxide with a wide range of epoxides (Table 8), with propylene oxide and cyclohexene oxide being the most widely studied monomers. These polycarbonates are related to the bisphenol-A-based aromatic polycarbonates mentioned above, as they are all characterised by the carbonate group in their backbone, but differ markedly in terms of physicochemical properties and thus in potential applications due to the absence of aromaticity in the polycarbonate backbone. Bisphenol-A-based polycarbonates (BPA-PC) display excellent physicochemical properties such as relatively high T_g , high heat and impact resistance, transparency and dimensional stability, which make them suitable as engineering plastics for a wide variety of applications including automotive industry, construction, optics and electronics.^{17,227} On the other hand, the first generation of CO₂/epoxide polycarbonates, often based on propylene oxide or cyclohexene oxide, have different thermal and mechanical properties as well as lower thermal stability compared to BPA-PC. As a result, these polycarbonates cannot be employed as engineering plastics.^{4,14,17} More specifically,

Table 8 Selected thermal and mechanical properties of CO₂-based polycarbonates

Polycarbonate	M_n (kg mol ⁻¹) [PDI]	T_g (°C)	$T_{d,initial}$ (°C)	$T_{d50\%}$ (°C)	Tensile modulus (MPa)	Tensile strength (MPa)	Elongation at break (%)	Impact strength (J cm ⁻¹)	Transmission (%)	Ref.
Poly(ethylene carbonate)	—	10	217	—	3–8	—	>600	—	—	242
Poly(propylene carbonate)	7.5 [3.8]	28	235	—	212	9	8	—	—	242
	—	38	—	—	1353	14.7	203.1	7.27	—	243
	69.5 [1.09]	42	—	252	—	—	—	—	—	244
	—	25–45	±240	—	700–1400	7–30	—	—	—	245
Poly(butene carbonate)	180 [1.15]	9	—	241	—	—	—	—	—	246
Poly(pentene carbonate)	7.5 [5.1]	–4	246	—	—	—	—	—	—	242
Poly(hexene carbonate)	9.5 [4.8]	–10	250	—	—	—	—	—	—	242
	—	–15	—	253	—	—	—	—	—	246
Poly(cyclohexene carbonate)	8 [4.2]	105	282	—	2460	11.8	0.5	—	—	242
	63 [1.06]	118	—	310	—	—	—	—	—	244
	—	125	—	—	2707	29.4	1.3	1.31	—	243
Poly(vinyl-cyclohexene carbonate)	—	107	—	—	2110	36.7	1.3	1.02	—	243
Poly(limonene carbonate)	53.4 [1.10]	130	250 ^a	265 ^b	950	55	15	—	94	238
	3.69 [1.34]	72	226 ^c	—	—	—	—	—	—	247
	10.6 [1.43]	112	—	—	—	—	—	—	—	94
Poly(limonene oxide carbonate)	11.4 [1.29]	135	—	—	—	—	—	—	—	239
Poly(indene carbonate)	9.7 [1.12]	138	239	257	—	—	—	—	—	237
Bisphenol-A polycarbonate	—	149	—	458	2000–2800	43–51	15–75	9	89	4, 234 and 235

^a $T_{d50\%}$, ^b $T_{d,max}$, ^c $T_{d10\%}$. PDI: polydispersity index, M_w/M_n .



poly(propylene carbonate)s (PPC) have significantly lower glass transition temperature (T_g) compared to bisphenol-A-based polycarbonate and thus display elastic behaviour (high elongation at break and impact strength) and lower tensile modulus and tensile strength (Table 8).¹⁷ Poly(cyclohexene carbonate)s (PCHC) have higher T_g and approach the mechanical properties of bisphenol-A-based polycarbonate in terms of tensile modulus and strength, but they display inferior impact properties and elongation at break and, thus, are brittle at room temperature (Table 8).¹⁷

Although the typical characteristics of BPA-PC (*i.e.* relatively high T_g , no crystallinity and outstanding impact behaviour),^{4,234,235} remain unreachable benchmarks for poly(propylene carbonate) and poly(cyclohexene carbonate), attempts have been reported to match the high T_g values (~ 150 °C) by reacting CO₂ with other epoxides. Examples include polycarbonates prepared from CO₂ and indene oxide (with a T_g up to 138 °C *vs.* ~ 150 °C for BPA-PC),^{236,237} limonene oxide (T_g of 130 °C, improved pencil hardness (B *vs.* 8B) and higher transparency (94% *vs.* 89%) compared to BPA-PC)^{234,238} and limonene dioxide (T_g up to 135 °C for unmodified CO₂/limonene dioxide polycarbonates).²³⁹ Although the T_g of these CO₂-based polycarbonates match that of BPA-PC, their impact behaviour was not studied, thereby not (yet) demonstrating their suitability as replacements for BPA-PC in rigid engineering plastic.

An overview of selected thermal and mechanical properties of several polycarbonates is given in Table 8. It can be seen that the glass-transition temperature is strongly dependent on the molecular weight of the polymer (the T_g increases with the molecular weight up to a certain value of M_n , above which it remains approximately constant).¹⁷ The obtained molecular weights for CO₂/epoxide copolymers are typically lower than the maximum theoretical values that would be calculated assuming a living anionic polymerisation mechanism. This occurs because the polymerisation is sensitive towards traces of protic compounds (*i.e.* water, alcohols or acids), that can cause chain transfer reactions (see Fig. 7) resulting in termination of the polymer chain and thus leading to relatively low molecular weight polymers.^{6,53} While the presence of adventitious water typically limits the molecular weight of polycarbonate chains (*i.e.* $M_n < 20$ kg mol⁻¹), its role as chain transfer agent can also be exploited to generate low molecular weight polycarbonates with terminal hydroxyl groups,²⁰³ which can

serve as polyols for polyurethane synthesis (see section 3.4.3). In addition to the influence of the polymer molecular weight on the glass transition temperature, the rigidity of the structure of the polycarbonate backbone affects the T_g , which decreases in the order of aromatic > alicyclic > linear aliphatic units in the backbone (*i.e.* T_g : BPA-PC > PCHC > PPC). Furthermore, a substantial decrease in T_g is observed upon an increase in the length of the alkyl side chains (T_g : poly(propylene carbonate) > poly(butane carbonate) > poly(pentene carbonate) > poly(hexane carbonate)). This can be ascribed to an increasing free volume of the polymeric chains, which results in less interaction between these chains, producing an increase in mobility.

Although CO₂-based polycarbonates are typically amorphous polymers, semi-crystalline stereoregular poly(propylene carbonate)s and poly(cyclohexene oxide)s were also synthesised, by employing a chiral catalyst, an enantiopure epoxide monomer, or both.^{17,240,241} These poly(cyclohexene oxide)s possess high melting temperature (T_m = 215–230 °C), which increases their potential to be used in products that are regularly subjected to high temperatures.²⁴⁰ The thermal properties of poly(propylene carbonate) also improved upon introduction of stereoregularity. More specifically, the initial degradation temperature of stereoblock poly(propylene carbonate) ($T_{d5\%}$ = 253 °C) with isotactic (S)- and (R)-blocks is higher than that of atactic poly(propylene carbonate) ($T_{d5\%}$ = 229 °C).²⁴¹ Notably, the T_g of isotactic poly(propylene carbonate) was lower than that of atactic poly(propylene carbonate) with similar molecular weight (T_g = 24 °C *vs.* T_g = 34 °C, respectively).²⁴¹ In general, CO₂-epoxide copolymers are biodegradable.^{248–250} For example, it has been shown that poly(propylene carbonate) is biodegradable in air, water and soil, and that the process does not generate toxic substances.¹⁷

The properties of the polycarbonates prepared by the alternating CO₂-epoxide polymerisation summarised above are promising for a variety of applications, which are discussed in detail in sections 3.4–3.7. The identification of these (potential) applications typically occurs by benchmarking the properties of these polycarbonates against those of other polymers. Additionally, other strategies can be considered for tuning the physicochemical properties of CO₂/epoxide polycarbonates, including (i) terpolymerisation (*i.e.* reaction of CO₂ with an epoxide and a third monomer that can be another epoxide, an anhydride or caprolactone);^{251–253} (ii) block-copolymerisation (*i.e.* sequential growth of a polymer consisting of different blocks of which at least one is based on CO₂/epoxide copolymerisation)^{86,243,254} (iii) post-polymerisation modification of the functional groups that might be present along the backbone;²⁵² (iv) end-group modification by using functional compounds as chain transfer agents (if the functional compound contains two or more groups that can give chain transfer, polymer extension or branching can be achieved^{17,255}); (v) blending of polycarbonates with other polymers or with inorganic solids.^{17,256,257} Particularly, the post-polymerisation modification is a highly versatile approach: when epoxide

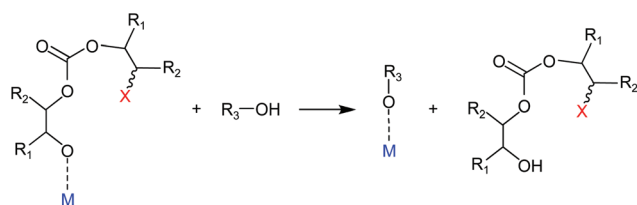




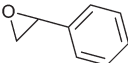


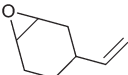
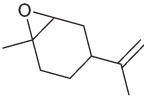


Fig. 7 Chain transfer reaction with a protic compound (*i.e.* water, alcohols or acids) during the polymerisation of CO₂ and epoxides catalysed by a Lewis acid (M) and a nucleophile (X).



Table 9 Selected epoxides with their sources and hazards

Epoxide	Structure	Boiling point (°C)	Hazards	Toxicity	Source (stage)
Ethylene oxide (EO)		10.7	Extremely flammable, toxic if inhaled, may cause genetic defects or cancer	LC ₅₀ : 800 ppm (rat, 4 h, inhalation)	Bio-based (commercial), ²⁸³ petroleum-based (commercial)
Propylene oxide (PO)		34	Extremely flammable, toxic if inhaled, may cause genetic defects or cancer	LD ₅₀ : 380 mg kg ⁻¹ (rat, oral)	Bio-based (proposed), ^{283–285} petroleum-based (commercial)
Epichlorohydrin (ECH)		115–117	Flammable, toxic, corrosive, may cause cancer	LD ₅₀ : 90 mg kg ⁻¹ (rat, oral)	Bio-based (commercial), ²⁸³ petroleum-based (commercial)
2-Vinylloxirane (VO)		66	Highly flammable, suspected of causing genetic defects	n.a.	Bio-based (partially commercial), ²⁸⁶ petroleum-based (commercial)
Styrene oxide (SO)		194	Harmful, irritant, toxic if inhaled, may cause genetic defects or cancer	LD ₅₀ : 1500 mg kg ⁻¹ (mouse, oral)	Petroleum-based (commercial)
Cyclohexene oxide (CHO)		129–130	Flammable, toxic, corrosive	LD ₅₀ : 1058 mg kg ⁻¹ (rat, oral)	Bio-based (proposed), ²⁸⁷ petroleum-based (commercial)
Cyclohexadiene oxide (CHDO)		n.a.	n.a.	n.a.	Bio-based (proof of concept) ^{264,287}
Vinyl-cyclohexene oxide (VCHO)		169	Flammable, harmful, suspected of causing cancer	LD ₅₀ : 1904 mg kg ⁻¹ (rat, oral)	Bio-based (precursors are commercially available), ²⁸⁶ petroleum-based (commercial)
Limonene oxide (LO)		n.a.	Flammable, may cause eye, skin and respiratory system irritation	n.a.	Bio-based (commercial)

LC₅₀ = lethal concentration of toxic agent sufficient to cause death of 50% of the subject population. LD₅₀ = lethal dose of toxic agent sufficient to cause death of 50% of the subject population. n.a. = not available.

substrates such as limonene oxide (LO), cyclohexadiene oxide (CHDO), vinyl-cyclohexene oxide (VCHO) or 2-vinylloxirane (VO) (Table 9) are used in the CO₂/epoxide copolymerisation reaction, polycarbonates are produced that contain unsaturated moieties. These groups provide a synthetic toolbox to introduce a variety of functionalities, thereby making it possible to tune the chemical and mechanical properties of the polymer.^{234,247,258–265}

The interest towards the industrial application of CO₂-based polycarbonates is testified by the several patents describing these products and the processes for their manufacturing,^{266,267} filed by small, dedicated enterprises or large chemical companies including BASF,^{268,269} Covestro (former Bayer Material Science),^{270–273} Novomer^{274,275} (currently part of Saudi Aramco), Empower Materials,²⁷⁶ Cardia Bioplastics²⁷⁷ and SK Group.^{278,279} Additionally, some patents are owned by universities.^{280,281}

3.3. Towards fully renewable CO₂-based cyclic and polymeric carbonates

The two epoxides that are most commonly employed for the large-scale synthesis of CO₂-based cyclic and polymeric carbonates, *i.e.* ethylene oxide and propylene oxide, are synthesised industrially from ethylene and propylene. Although commonly derived from petrochemical feedstock, interest has increased for developing bio-based routes for producing these

two compounds. Ethylene can be produced *via* a bio-based route through the dehydration of ethanol²⁸² or *via* the cracking of bio-naphtha.²⁸³ Several plants where bio-ethanol is converted into ethylene have been or are being established in Brazil, India and China.^{282,283} Additionally, various synthetic routes for the production of propylene from renewable resources have been suggested: (i) from methanol *via* methanol-to-olefins technology (MTO);^{283,285} (ii) by hydrodeoxygenation of glycerol, which is the main side product of biodiesel manufacturing;²⁸⁴ (iii) by dehydrogenation of propane obtained as a by-product of biodiesel manufacturing;^{283,285} (iv) by conversion of vegetable oil into propylene *via* catalytic cracking;^{283,285} (v) by dehydration of ethanol to ethylene, followed by dimerisation to form butene, and a final metathesis reaction step with ethylene;^{283,285} (vi) by dehydration of butanol (derived from the fermentation of carbohydrates or *via* a bio-based syngas-route) to yield butene, followed by a metathesis step with ethylene.^{283,285} In addition to the technological challenges in producing ethylene oxide and propylene oxide from bio-based sources, these routes should ideally also be cost-efficient in order to be able to compete with the low cost of their petroleum-based counterparts.

Albeit the production of ethylene and propylene carbonate through the conversion of carbon dioxide with respectively ethylene oxide and propylene oxide is a well-established industrial process,^{129,288} the use of ethylene oxide and propylene



oxide results in serious safety concerns due to the combination of high toxicity and volatility of both epoxides (especially ethylene oxide, which is a gas at room temperature). Cyclohexene oxide has a higher boiling point and is thus safer to use, but it is more expensive and is still usually derived from petroleum.²³⁸ Small amounts of cyclohexene have been observed during the hydrodeoxygenation of lignin-derivable phenols, although these quantities typically do not exceed more than a few percent.^{289–291} More recently, increasing attention has been given to the use of bio-based epoxides for the synthesis of cyclic and polymeric carbonates by reaction with CO₂. Among these, limonene oxide and limonene dioxide^{87,234,238,239,247,260,292} can be produced through the well-studied epoxidation of (R)-(+)-limonene, a naturally occurring terpene that is extracted from *e.g.* citrus peels (generated as abundant waste of the juice extraction from orange and other citrus fruits).²⁹³ Unsaturated fatty acids and esters derived from triglycerides (*e.g.* those in vegetable oils) contain one or more double bonds that can be converted into epoxide groups and, subsequently, into cyclic or polymeric carbonates.^{294,295} Other bio-based epoxides can be prepared through multiple synthetic steps, and include 4-vinylcyclohexene oxide,^{258,263,296} which can be synthesised *via* Diels–Alder dimerisation of bio-butadiene²⁹⁷ followed by epoxidation of the double bond; 1,4-cyclohexadiene oxide,^{264,287} which can be synthesised *via* selective epoxidation of one of the two double bonds in 1,4-cyclohexadiene, a by-product of the self-metathesis of some polyunsaturated fatty acids derived from plant oils.^{264,287} Epichlorohydrin^{298,299} can be derived from bio-based glycerol in a two-step process, but the use of HCl as chloride source decreases the greenness of this option.³⁰⁰ Epichlorohydrin is also the starting compound used to prepare glycidyl ether-based epoxides, which have been employed as substrates in the CO₂/epoxide polymerisation reaction.^{301–305} For all these bio-based resources, a challenge might be represented by their availability (and cost), which should match the desired market size of the targeted application of the cyclic or polymeric carbonate product.³⁰⁶

Although the utilisation of bio-based epoxides increases the renewable character of CO₂-based cyclic and polymeric carbonates, the hazards originating from the high toxicity of epoxides are still a concern (Table 9). A solution would be to directly synthesise the CO₂-based carbonates from the alkene from which the epoxides are generally prepared. This one-pot procedure would be advantageous both from the point of view of sustainability and of industrial applicability, as avoiding the purification and handling of epoxides would result in higher safety and lower process costs.¹⁴ This process requires a multi-functional catalytic system (either a one-component system or two separate non-interfering catalysts) that is able to promote both the oxidation of alkenes to epoxides and the subsequent reaction with CO₂ to form carbonates. So far, only few studies have been conducted concerning this one-pot route, typically employing a combination of known oxidation catalysts with CO₂/epoxide catalysts.^{14,307–312} The main issue encountered is the formation of side products during the epoxidation step,

leading to low selectivity of the carbonate end-product. A further challenge is to develop a catalytic process operating at mild conditions, using a green oxidant such as H₂O₂ or O₂ rather than organic peroxides.³¹³

3.4. Application of cyclic and polymeric carbonates in the preparation of polymer products

Several strategies have been developed for the application of both cyclic and polymeric carbonates produced from CO₂ in the preparation of polymer products. These strategies range from the use of cyclic carbonates as reactive intermediates in the formation of urethane linkages or as precursors for trans-carbonation reactions to synthesise aromatic polycarbonates, to the application of CO₂-based polycarbonates in functional coatings, as polyols for polyurethane production and in polymeric blends and composites. These strategies find a variety of applications, in some cases reaching industrial production, as reviewed in more detail in the following sub-sections (3.4.1–5).

3.4.1. Bisphenol-A-based polycarbonates prepared using cyclic carbonates as alternative to phosgene. Bisphenol-A-based polycarbonates (BPA-PC) are one of the major classes of polymer products with a yearly worldwide demand of 4.1 million tonnes (in 2017)³¹⁴ and with a broad range of applications as engineering plastics in optics, electronics, for automotive parts and as construction materials. The major industrial process for the production of these polycarbonates involves the use of the highly toxic phosgene as reactant and of methylene chloride (which is a suspected highly carcinogenic compound) as polymerisation solvent, resulting in Cl-impurities in the polycarbonate product that negatively impact its quality, in corrosion of processing equipment caused by the formed NaCl/HCl side-products and in large amounts of contaminated wastewater that require proper treatment and disposal. An alternative, much greener route for the synthesis of aromatic bisphenol-A-based polycarbonates was developed by Asahi Kasei by using ethylene carbonate instead of the extremely toxic phosgene to introduce carbonate moieties in the polymer through transcarbonation reactions (Fig. 8).²²⁷ This route was industrialised in 2002 and has several assets from the point of view of green chemistry: (i) it converts CO₂, ethylene oxide and bisphenol A into two useful products, *i.e.* polycarbonate and ethylene glycol, with high yield and selectivity (>99%); (ii) it does not involve phosgene or chlorinated compounds; (iii) the process is solvent-free; (iv) the carbon dioxide used in the process is a by-product from the production of ethylene oxide; (v) all intermediate products are completely used or recycled; (vi) no waste products nor wastewater are generated, thereby eliminating expensive and difficult purification and separation steps; (vii) it is less material- and energy-intensive compared to the conventional process.^{14,227} The first step in the process is the cycloaddition of CO₂ to ethylene oxide to form ethylene carbonate and ethylene glycol, followed by conversion of ethylene carbonate into dimethyl carbonate by reaction with methanol (see Fig. 8). Next, a second transcarbonation is carried out by reacting dimethyl carbonate with phenol to obtain diphenyl carbonate, which in turn is reacted with



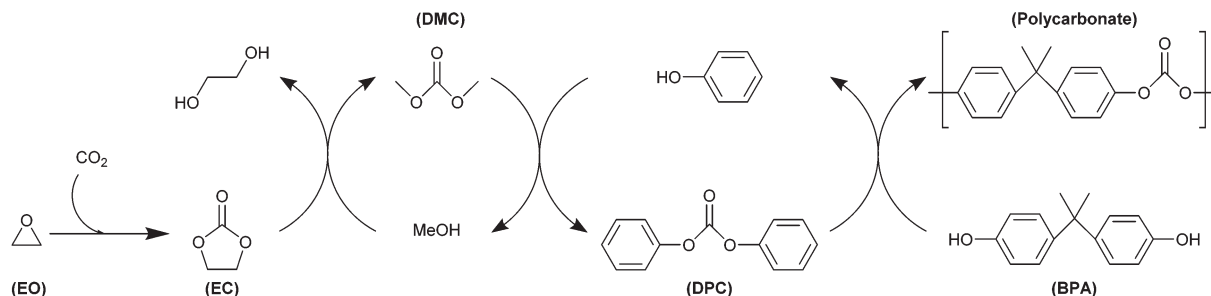


Fig. 8 General overview of the Asahi Kasei non-phosgene polycarbonate production process.

bisphenol A to generate the final polycarbonate product. Ethylene carbonate is first converted into dimethyl carbonate, as direct reaction of ethylene carbonate with phenol would result in ring-opening of the cyclic carbonate, followed by loss of CO_2 and, hence, of the carbonate moiety (see Fig. 5).²⁰⁷ The obtained dimethyl carbonate is then converted into diphenyl carbonate because dimethyl carbonate is unsuitable as polymerisation reactant for obtaining high molecular weight polycarbonate since the reaction of the terminal hydroxyl groups of the polycarbonate oligomers with the methyl carbonate group is far less favourable due to the high basicity of the methoxide anion compared to the phenoxide anion.³¹⁵ The methanol and phenol are fully recovered *via* (reactive) distillation and reused in the process. Finding an alternative to the toxic ethylene oxide reactant would further increase the sustainability of this route. Additionally, it would be desirable to find an alternative to bisphenol A, which is under scrutiny as it is suspected to have adverse effects on human health (*i.e.* endocrine disruption) and has thus been banned from use in infant-food containers in various countries including several members of the European Union, China, Japan, Australia, Canada and USA.³¹⁶

3.4.2. Cyclic carbonates in epoxy resin applications.

Natural and synthetic resins are important precursors for countless everyday commodities (the definition of resin in this review is that provided by IUPAC: “soft solid or highly viscous substance, usually containing prepolymers with reactive groups”³¹⁷). Amongst the various existing resin types, epoxy resins are a class of thermosetting resins characterised by the presence of reactive epoxide moieties, finding widespread application in *i.a.* coatings, adhesives, foams, laminates, composites and electronic materials.^{318,319} Their extensive utilisation is a result of their excellent properties upon curing (*i.e.* upon crosslinking of the resin into a higher molar mass polymeric network),³²⁰ including high tensile strength and Young's modulus, high thermal stability, broad solvent resistance, high adhesion strength, heat resistance and high electrical resistance. These properties can be tuned by varying the type of epoxy resin, curing agent and curing process.^{319,321} The main drawback of traditional epoxy resins is that upon curing they tend to produce brittle materials with low elasticity and impact resistance, as a consequence of their typically high crosslink density.^{322,323} These properties can be improved *via* various routes, the main strategy being based on the addition

of a ductile second phase (*e.g.* rubbers, polyurethanes or acrylates) that precipitates during curing, resulting in a product with a multiphase morphology and increased impact resistance.³²³ Another strategy to increase the toughness of the cured product is to chemically modify the resin by introducing specific functional groups that generate flexible linkages upon curing. In this context, the influence of urethane bonds on the final properties of cured epoxy resins used in lacquers and adhesives was investigated.^{322,324,325} Several paths to introduce urethane linkages were examined *via* CO_2 /epoxide chemistry (Fig. 9). A first approach consists in converting part of the terminal epoxide groups of the resin into cyclic carbonates, thereby producing epoxy resins with various amounts (up to 54%) of cyclic carbonate moieties (Fig. 9A).³²⁴ These cyclic carbonate groups can be converted into urethane bonds *via* curing with amines (Fig. 6a). When this approach was applied to commercial epoxy resins based on bisphenol-A diglycidyl ethers, higher curing rates by reaction with triethylenetetramine were observed for the resins containing cyclic carbonate moieties. This was attributed to a lower activation energy for the reaction between a cyclic carbonate and an amine compared to the reaction between an epoxide and an amine. A further difference between epoxide and carbonate groups in the reaction with primary amines is that the secondary amine formed upon reaction with the epoxide can react further with another epoxide, whereas the urethane linkage formed upon reaction with the carbonate is not prone to further crosslinking. As a consequence, lower crosslink density is generally obtained with resins containing cyclic carbonate groups. While it is often observed that incorporation of additives in epoxy resins can result in a significant decrease in mechanical properties such as tensile strength and tensile modulus,³²³ CO_2 -modification was measured to only cause a slight decline in tensile properties of the cured resins (selected properties are shown in Table 10, entries 1 and 2). On the other hand, the compressive properties improved considerably, with exceptional rises in compressive strength and strain, and the adhesive properties were also enhanced, as shown by the higher values of lap shear strength and tensile-peel strength in the CO_2 -modified material (Table 10, entries 1 and 2). These improvements were ascribed to increased van der Waals interactions within the crosslinked networks due to the presence of polar urethane bonds and residual cyclic carbonate moieties.



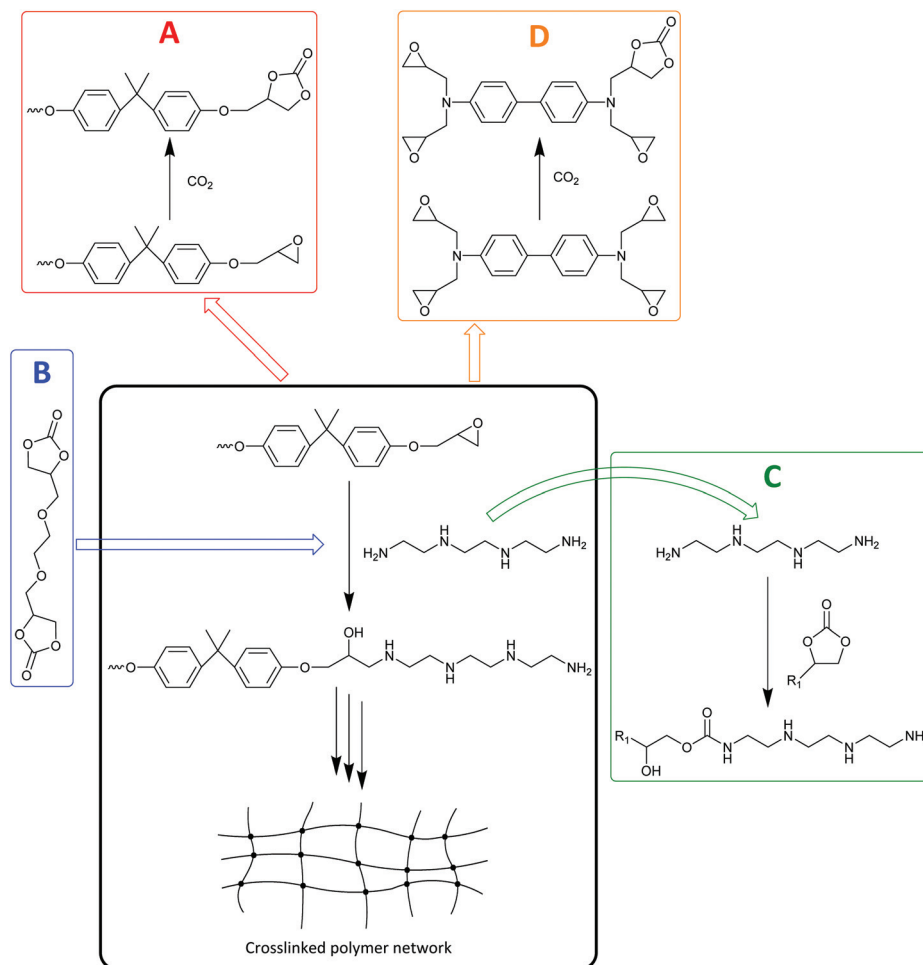


Fig. 9 Possible CO₂-based modifications of the various components of epoxy resin formulations: (A) Conversion of terminal epoxide groups into cyclic carbonates. (B) Reactive cyclic carbonates as additives (note: only the cyclic carbonate analogue of triethylene glycol diglycidyl ether is shown as example). (C) Modification of triethylenetetramine with cyclic carbonates (note: multisubstituted products are not shown), R₁ = e.g. –CH₃, –C₆H₅, –CH₂–O–CH₂–CH=CH₂. (D) Modification of the tetrafunctional epoxy resin (4,4'-methylenebis(*N,N*-diglycidyl aniline)).

The CO₂-modification also caused a considerable increase in the viscosity of the resin, thereby limiting its applicability as adhesive or coating.³²² In order to decrease the viscosity of the modified epoxy resins, aliphatic CO₂-based cyclic carbonates (e.g. the cyclic carbonate analogue of triethylene glycol diglycidyl ether) were added to the resins as thinners and reactive ingredients (Fig. 9B).³²² The presence of aliphatic cyclic carbonate additives led to a decrease in dynamic viscosity and to lower crosslinking density upon curing with triethylenetetramine, but also enhanced the impact resistance, the tensile strength and elongation at break (Table 10, entries 3 and 4), indicating improved flexibility of the cured modified resin in comparison to the original epoxy resin. While this enhanced ductility could partially be ascribed to the decrease in crosslink density, the authors related the enhanced tensile properties to increased van der Waals interactions due to the presence of polar groups, *i.e.* the urethane bonds formed during curing and residual cyclic carbonate groups. Adhesion studies were also conducted, showing that the enhanced flexi-

bility resulted in an increased resin adhesion to aluminium surfaces and in a higher shear strength (Table 10, entries 3 and 4). On the other hand, the cured resins incorporating cyclic carbonates displayed inferior chemical resistance compared to the cured unmodified epoxy resin, which was ascribed to the lower crosslink density. Alternatively to the modification of the epoxy resin *via* introduction of cyclic carbonate groups, the final properties of the cured resin can also be tuned by modifying the amine crosslinking agent *via* reaction with cyclic carbonates.³²⁵ Triethylenetetramine, used as amine curing agent in epoxy resins, was reacted with various cyclic carbonate compounds, *e.g.* propylene carbonate, styrene carbonate and the carbonate from allyl glycidyl ether, to produce modified curing agents (Fig. 9C). This modification of the amine crosslinking agent resulted in a lower crosslink density in the final cured product, a similar trend as observed in the case of the CO₂-modified epoxy resin.³²⁴ This was ascribed to the fact that part of the amine groups are consumed due to reaction with cyclic carbonates, which prevents



Table 10 Thermal, mechanical and adhesive properties of polymer products prepared employing cyclic or polymeric carbonates

#	Composition	T_g (°C)	$T_{d,initial}$ (°C)	Tensile strength (MPa)	Tensile modulus (MPa)	Yield stress (MPa)	Elongation at break (%)	Compressive properties		Lap shear strength (MPa)	Tensile-peel strength (kN m ⁻¹)	Ref.
								Strength (MPa)	Strain (%)			
1	Epoxy/triethylenetetramine	—	208–210	29	—	11	4.0	118	13.5	6.3	0.60	324
2	CO ₂ -modified epoxy/ triethylenetetramine	—	208–210	23–29	—	8.5–12	3.2–3.8	196–235	42–50	7.5–8.7	1.47–2.10	324
3	Epoxy/triethylenetetramine	—	—	37	—	12	4.0	260	50	4.1	107	322
4	Epoxy/TGDEC/triethylenetetramine	—	—	47–69	—	13–15	5.4–8.0	235–275	45–55	5.1–5.7	108–127	322
5	Epoxy/triethylenetetramine	—	—	26	2010	7	1	223	63	6.4	0.059	325
6	Epoxy/carbonate-modified triethylenetetramine	—	—	17–72	1710–2110	5–12	1–8	88–261	36–58	7.6–14.4	0.11–0.22	325
7	Tetrafunctional epoxide/ diethylenetriamine	186	325	—	—	—	—	—	—	—	—	318
8	CO ₂ -Modified tetrafunctional epoxide (48%)/diethylenetriamine	149	309	—	—	—	—	—	—	—	—	318
9	Poly(propylene carbonate-ether) polyurethane	18.7	—	52	579 (100% elongation)	—	410	—	—	—	—	326
10	Poly(butylene adipate glycol) polyurethane	—	—	68	57.8 (100% elongation)	—	781	—	—	—	—	326
11	Poly(propylene oxide glycol) polyurethane	—	—	20	7.96 (100% elongation)	—	930	—	—	—	—	326
12	Polyadipate polyurethane	—	—	—	—	—	—	—	—	—	21	327
13	Poly(propylene carbonate)/ polyadipate polyurethane	—	—	—	—	—	—	—	—	—	14–22	327
14	Polyhydroxyurethanes based on carbonated soybean oil/short amines	15–18	227–239 (5 wt%)	—	2.0	—	126–129	—	—	—	—	328
15	Polyhydroxyurethanes based on carbonated soybean oil/oligoamide	–5–1	340–353 (5 wt%)	—	169–224	—	286–406	—	—	—	—	328
16	Limonene dicarbonate/ polyhydroxyurethane networks	55–70	—	—	2400–4100	7–21	1–2	—	—	—	—	329

them from participating in crosslinking reactions with epoxide groups. Although the tensile and compressive properties did not substantially improve (Table 10, entries 5 and 6), the adhesive properties were significantly enhanced, which was again ascribed to enhanced interactions between the polar urethane moieties of the cured resin and the test surface, and to increased flexibility as a result of the lower crosslink density. The epoxy resins discussed above consist of linear bifunctional epoxides. For traditional thermosets based on epoxy resins, the use of a multifunctional curing agent (typically amines) is normally exploited in order to achieve higher crosslinking densities and a variety of corresponding mechanical and thermal properties. However, it is also possible to use a multifunctional epoxide. This higher number of epoxide groups per molecule leads to cured resins with higher crosslink density, better chemical resistance, higher thermal stability and better cohesiveness compared to cured resins originating from linear bifunctional epoxides.³¹⁸ Although this could yield products with similar crosslinking densities as compared to traditional ones obtained through multifunctional amines, the resulting thermal and mechanical behaviour could be different (different chemical structure at and between the crosslinking points). In this respect, these synthetic routes offer a relevant strategic flexibility. Multifunctional epoxides have also been investigated with respect to CO₂-modification. For example, a tetrafunctional epoxy resin (4,4'-methylenebis(*N,N*-diglycidyl aniline), Fig. 9D) was modified by converting a fraction of the epoxide moieties into cyclic carbonate groups (18 and 48%).³¹⁸ Similarly to the above-mentioned bifunctional epoxy resins,^{322,324,325} higher curing rates with diethylenetriamine were observed for the tetrafunctional CO₂-modified epoxy resins. The thermal properties were also affected by the CO₂-modification (Table 10, entries 7 and 8): the observed lower *T_g* of the final crosslinked network and the slight decrease in initial decomposition temperature were ascribed to the decrease in crosslink density.

3.4.3. Polyurethanes prepared using cyclic and polymeric carbonates. Polyurethanes constitute an important class of polymer products, which are typified by the presence of urethane (carbamate) linkages. Having an estimated market size of approximately 20 million tonnes per year,³³⁰ the main application of polyurethanes is in the production of rigid and flexible foams, coatings and adhesives. The synthesis of polyurethanes typically involves an addition reaction between a di- or polyisocyanate and a compound with at least two hydroxyl groups. In foams these two components are: a diisocyanate (typically, 4,4'-methylene diphenyl diisocyanate (MDI) for rigid foams and toluene-2,4-diisocyanate (TDI) for flexible foams); and a polyol (*i.e.* a polymer containing at least two hydroxyl groups), with the number of hydroxyl functional groups (*f*) being higher for rigid foams ($3 < f < 6$) than for flexible foams ($2 < f < 3$). The diisocyanate and the polyol react to produce crosslinked polymer networks that can be employed as thermal insulating and structural foams in diverse fields such as, for rigid foams, construction and automotive industry and, for flexible foams, furniture, automotive seating, sound insula-

tion and footwear.^{331–334} Rigid polyurethane foams are characterised by a high strength-to-weight ratio, low density, low thermal conductivity and low moisture permeability, while flexible foams possess excellent elasticity and low sound conductivity.^{331–334} In addition to thermosetting foams, thermoplastic polyurethane-based elastomers also exist (typically synthesised from diisocyanates and diols, *i.e.* compounds with $f = 2$) that are employed in applications where properties such as high tear and tensile strength or good wear and abrasion resistances are required, *e.g.* medical implants, paints, coatings and binders.^{332,335} In paints and coatings, aliphatic isocyanates (*e.g.* 1,6-hexamethylene diisocyanate (HDI)) are typically used instead of aromatic isocyanates, as the latter are more prone to UV-degradation.³³⁶

A general drawback of polyurethane formulations for foams is that products prepared with polyesters as polyols exhibit excellent mechanical properties but poor hydrolysis resistance, while polyurethanes prepared using polyethers as polyols possess proper hydrolysis resistance but insufficient oxidation resistance and display poor mechanical properties.^{326,327} Since CO₂-epoxide-based polycarbonates share similarities with both polyesters and polyethers with regard to the chemical structure but have lower tendency to hydrolyse compared to polyesters, polycarbonate polyols have been investigated as an alternative to conventional polyester and polyether polyols. Additionally, employing CO₂-based poly(carbonate-ether) polyols is a greener option, as it allows increasing the renewable content of the polymer (up to 43 wt% CO₂ in the case of poly(propylene carbonate)). This approach, commonly referred to as the “Dream Production”, has been pioneered by Bayer Material Science (currently Covestro),^{337,338} using a double metal cyanide (DMC) catalyst to produce poly(carbonate-ether) polyols from CO₂, propylene oxide and an alcohol starter. For this application, poly(carbonate-ether) polyols are employed rather than polyols with only carbonate linkages, as the presence of ether bonds leads to polyols with lower *T_g* value [–60 °C for poly(propylene carbonate-ether) with a CO₂-content of 7.1 wt%], which allows processing with the standard industrial equipment used in polyurethane foam production.³³⁷ It was estimated *via* life-cycle analysis that the production of these CO₂-based poly(carbonate-ether) polyols requires 13–16% less fossil resources than the production of conventional petroleum-based polyols,³³⁹ indicating that substitution of petroleum-based polyols with CO₂-based polyols is very promising, both from a sustainability point of view and with respect to cost reduction. Since 2016, Covestro has been commercially producing polyols with up to 20% CO₂-content for use in flexible polyurethane foams, with an annual production capacity of 5000 tonnes.³⁴⁰ Another example of a commercial polyurethane product made from CO₂-polycarbonate polyols is the foam prepared using poly(propylene carbonate) polyols by Saudi Aramco (Converge polyols, formerly part of Novomer).³⁴¹ The advantages of CO₂-based poly(carbonate-ether)s as polyols for polyurethane synthesis over their polyester and polyether counterparts was further demonstrated by synthesising a series of polyurethanes from poly(propylene



carbonate-ether) polyols and comparing them with polyurethanes incorporating polyester (poly(butylene adipate glycol)) or polyether (poly(propylene oxide glycol)) segments.³²⁶ It was observed that the polycarbonate-based polyurethane (with 66% carbonate linkages and 34% ether linkages) exhibited better mechanical properties, although with a lower elongation at break compared to the other two polyurethanes, indicating a more rigid plastic behaviour (Table 10, entries 9–11). In addition, the poly(carbonate-ether)-based polyurethane exhibited better resistance against hydrolysis and oxidation compared to the polyester and polyether polyurethanes, which was ascribed to the presence of ether linkages with good hydrolysis resistance and to the relatively hydrophobic and rigid propylene carbonate repeating units, which might limit the permeation of water and, thus, increase the hydrolysis and oxidation resistance.

Numerous other accounts exist in the scientific literature on the usage of CO₂-derived polycarbonates in polyurethane synthesis. An example thereof are the poly(urethane-urea)s where both the soft diol segments and the hard polyurea segments are derived from CO₂, *via* the reaction of poly(propylene carbonate-ether) diols with isocyanates and oligoureas made from a diamine reacted with CO₂.³⁴² Another example are the poly(ethylene carbonate-ether)/MDI polyurethane elastomers displaying shape memory behaviour, which was attributed to the low *T_g* of the soft segments in the polyurethane (−4.5 °C).³⁴³ Other thermoplastic polyurethanes were prepared from various ratios of poly(propylene carbonate) polyols and polyether polyols reacted with an aliphatic diisocyanate and a diol as chain extender.³⁴⁴ Increasing polycarbonate content typically yielded, in addition to improved rigidity, enhanced corrosion resistance of coated metal surfaces compared to thermoplastic polyurethanes with higher polyether content. This was ascribed to the hydrophobic nature of the incorporated polycarbonate polyols, thereby shielding the metal surface from water and oxygen, as supported by the higher water contact angles displayed by the polyurethanes with higher polycarbonate content.

In addition to linear poly(carbonate-ether) polyols, star-shaped CO₂-based polyols have also been prepared, *via* a two-step process starting with the synthesis of a hyper-branched poly(propylene oxide) copolymer with glycerol branching points, which was subsequently used as macro-initiator for the reaction with propylene oxide and CO₂, generating a polyether core with poly(propylene carbonate) arms.³⁴⁵ These star-shaped structures possess low *T_g* values between −8 and 10 °C, due to the flexible polyether core. Other star-shaped CO₂-based polyols were prepared *via* the reaction of CO₂ and propylene oxide in the presence of trimesic acid as an initiation-transfer agent, resulting in oligo(carbonate-ether)s with three arms.³⁴⁶ These three-armed polyols were subsequently studied for their potential in shape-memory polyurethanes in biomedical applications (see section 3.6).³⁴⁷ A variety of compounds containing two or more −OH groups can be used as chain transfer agents (see section 3.2) from which polycarbonate branches can be grown. By employing organo-phosphorous compounds as

chain transfer agents in CO₂/epoxide polymerisation, flame-retarding poly(propylene carbonate) polyols can be prepared.^{255,348} Both the polycarbonate polyols, as well as the resulting thermoplastic polyurethane products were proved to be non-flammable. The flame-retarding properties of these thermoplastic polyurethanes might be exploited for applications in interior materials such as artificial leather, decorating sheets and hot-melt adhesives.^{255,348}

The favourable properties of CO₂-based carbonates as polyols in polyurethane formulations also promoted research focussed on specific applications, *e.g.* on polyurethane foams for automotive seating formulations.³⁴⁹ Polyurethane formulations were prepared using different ratios of CO₂-based aliphatic polycarbonates, either linear or branched, mixed together with a fully petroleum-based polyether polyol, a blend of isocyanates and a mixture of additives. Wet compression set tests indicated that the fully petroleum-based foams retained their original shape better after deformation, while the higher compression modulus showed that the CO₂-based foams are stiffer and deform less under load. This was explained by the smaller average pore size in polyurethane foams with increasing polycarbonate polyol content, caused by the higher viscosity of the CO₂-based polyols compared to the polyether polyol, resulting in less pore expansion by gravity during the initial foaming stage. Another field of application where polyurethanes are widely employed is the footwear industry. Substitution of traditional polyester and polyether polyols was investigated by employing mixtures of poly(propylene carbonate) and poly(1,4-butylene adipate) polyols to produce polyurethane adhesive networks upon reaction with a diisocyanate (MDI).³²⁷ The thermal (*i.e.* melting viscosity and softening temperature) and adhesive properties (*i.e.* tensile-peel strength, Table 10 entries 12 and 13), of these polyurethanes were in suitable ranges for footwear applications. In practical applications where the degradation of the polyurethane network is not a drawback but rather a requirement, the biodegradable nature of CO₂-based polycarbonates such as poly(propylene carbonate) can represent an asset. This is the case in marine anti-biofouling coatings, which aim at preventing the growth of marine organisms on ships by slow degradation accompanied by controlled release of anti-biofouling agents. In this context, polyurethane coatings with different molecular weights and incorporating an anti-biofouling agent were prepared from poly(propylene carbonate), hexamethylene diisocyanate and 1,4-butanediol.³⁵⁰ The polyurethane coating with the lowest molecular weight showed the best anti-biofouling performance, probably due to the highest degradation rate and, hence, the highest release rate of anti-biofouling agent. Based on the degradation data, the lifetime of the coating was estimated to be at least 6 months. These features are promising for marine anti-biofouling applications, although the mechanical properties of these coatings still have to be thoroughly investigated.

Although several CO₂/epoxide polycarbonates have been shown to be suitable as precursors for polyurethanes, most epoxide building blocks are petroleum-based. In an effort to



decrease the dependence from depleting fossil feedstocks, polycarbonates synthesised from bio-based epoxides such as limonene oxide have been investigated as greener polyols for polyurethane synthesis.³⁵¹ For this purpose, poly(limonene carbonate) was synthesised and subjected to reaction with different compounds containing one or more hydroxyl groups (*i.e.* 1,3-propanediol (1,3-PD), 1,10-decanediol (1,10-DCD), isosorbide, trimethanolethane (TMP) and pentaerythritol (PE)) to produce hydroxyl end-capped, lower molecular weight polycarbonates suitable for polyurethane curing (Fig. 10A), with glass transition temperatures between 71 and 99 °C.³⁵¹ Curing of the modified poly(limonene carbonate) polyols using a solvent-casting method with a curing agent with three isocyanate groups yielded crosslinked polyurethane coatings that displayed poor solvent resistance. This was ascribed to incomplete curing of the coating, which was related to the low reactivity of the secondary or tertiary hydroxyl moieties in the end-groups of the unfunctionalised poly(limonene carbonate)s (*i.e.* those with $R_1 = \text{OH}$ in Fig. 10). To overcome this limitation, poly(limonene carbonate) was functionalised with primary hydroxyl groups by reacting the pendant vinyl groups present in the polycarbonate backbone with a mercaptoalcohol (2-mercaptoethanol or 6-mercaptohexanol) through a thiol-ene reaction (Fig. 10B).²⁵⁹ Curing of the modified poly(limonene carbonate)s with polyisocyanate produced polyurethane coatings

that were evaluated with respect to their chemical resistance, thermomechanical properties and mechanical performance (Table 11, entry 1). Acetone rubbing tests showed sufficient to good solvent resistance, whereas the measured König hardness of 167–182 s indicated that these polyurethane coatings can be classified as hard. On the other hand, the cured coatings lacked a good reverse impact resistance, which was ascribed to a low elongation at break caused by the brittle nature of the material. These results show that through multiple modification steps it is possible to functionalise fully renewable poly(limonene carbonate) in such a way that it can be used as a polyol in polyurethane coatings. However, the brittle character of poly(limonene carbonate) limits the applicability in polyurethane coatings that require high impact resistance. Although this system shows the potential of polyurethanes prepared from bio-based polyols derived from limonene oxide and CO_2 , it requires the use of di- or polyisocyanates, which is not preferred due to the health issues associated with these compounds.³⁵² Furthermore, isocyanates are commercially produced using the toxic phosgene as a precursor, which is another reason to search for greener alternatives. In order to produce cyanate-free polyurethanes, different synthesis routes can be followed based on the reaction between carbonate moieties and amino groups (see section 3.1, Fig. 6a). A first route involves the reaction of two molecules of a cyclic carbonate

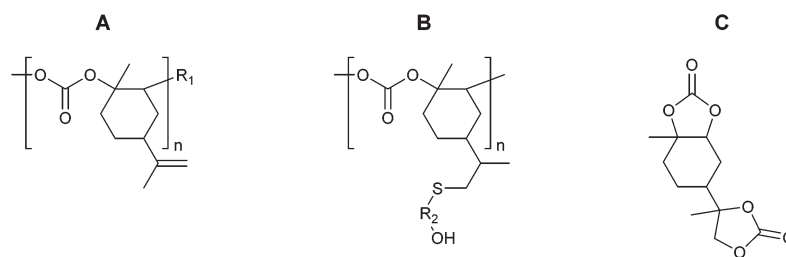


Fig. 10 Limonene-based carbonates for polyurethane applications: (A) Poly(limonene carbonate) polyols ($R_1 = \text{OH}$ or functional group obtained by reaction with 1,3-PD, 1,10-DCD, isosorbide, TMP or PE). (B) Thiol-modified poly(limonene carbonate) polyols, incorporating primary hydroxyl groups as side groups ($R_2 = -(\text{CH}_2)_2-$ or $-(\text{CH}_2)_6-$). (C) Limonene dicarbonate as polyhydroxyurethane precursor.

Table 11 Properties of CO_2 -based polymeric coatings

#	Coating	T_g (°C)	Acetone resistance ^a	Pencil hardness	König hardness ^b (s)	Reverse impact resistance	Ref.
1	Mercaptoalcohol-modified poly(limonene carbonate) polyurethane	—	Sufficient to good	2H	167–182	Unsatisfactory ^c	259
2	Poly(cyclohexene carbonate-co-4-vinylcyclohexene carbonate)/trithiol (solvent coated)	—	Good	—	—	Good ^d	251
3	Poly(cyclohexene carbonate-co-4-vinylcyclohexene carbonate)/trithiol (powder coated)	85–104	Good	6–8H	—	Unsatisfactory ^d	251
4	Poly(limonene carbonate)/trithiol	—	Sufficient to good	H–2H	103–114	Unsatisfactory ^e	358
5	Poly(cyclohexadiene carbonate)/trithiol	—	Sufficient to good	H–2H	123–159	Unsatisfactory ^e	358
6	Poly(limonene-8,9-oxide carbonate)/trithiol	150	Good	2H	—	—	239

^a 75 double rubs with a tissue soaked in acetone. ^b Standardised König pendulum hardness test, with the damping time reported in seconds.

^c Measured in accordance to ASTM D2794, 1 kg ball from 0.1 m height. ^d Measured in accordance to ASTM D2794, 1 kg ball from 0.5 m height.

^e Testing method not described.



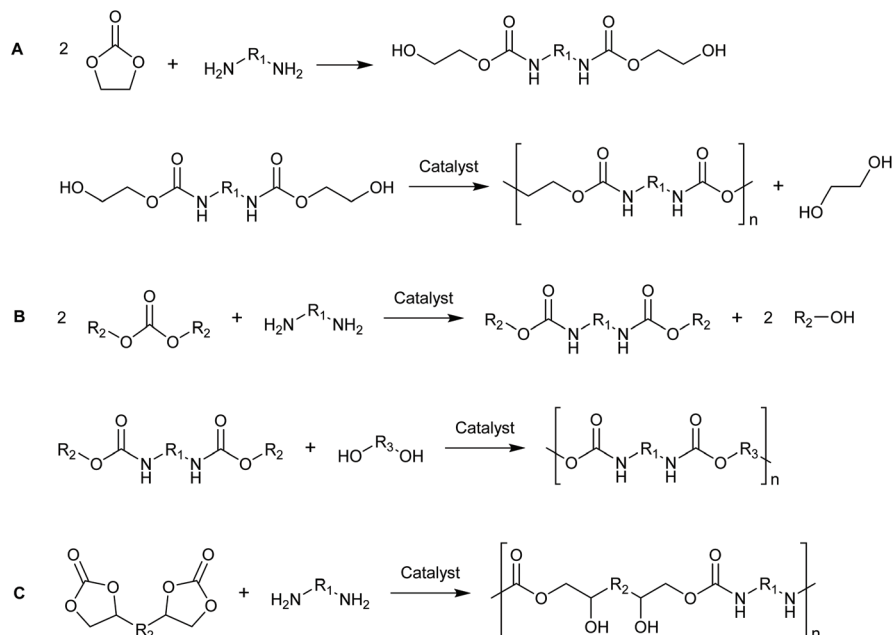


Fig. 11 Non-isocyanate polyurethanes based on the reaction of an organic carbonate with a diamine: (A) Reaction between two cyclic carbonates and a diamine producing a bis-hydroxyalkylcarbamate (R_1 = alkyl). (B) Reaction between two alkyl carbonates and a diamine producing a bis-alkylcarbamate (R_1 , R_2 , R_3 = alkyl). (C) Reaction between bicyclic carbonates and diamines producing polyhydroxyurethanes (R_1 = alkyl, R_2 = monomeric or polymeric unit).

with a diamine to produce a bis-hydroxyalkylcarbamate that can be subsequently polymerised through self-condensation to generate linear polyurethanes (Fig. 11A).³⁵³ A second pathway uses dialkyl carbonates (typically dimethyl carbonate) instead of cyclic carbonates, which can be reacted with a diamine to generate a bis-alkylcarbamate that can be polymerised to produce a polyurethane *via* reaction with a diol (Fig. 11B).³⁵³ The disadvantage of this route is that, in addition to the required second component (diol) for the polymerisation, an extra reaction step is necessary to synthesise the dialkyl carbonate from a CO_2 -based cyclic carbonate (typically ethylene carbonate or propylene carbonate) and two alcohols (see section 3.1, Fig. 6b). In a third approach, a bicyclic carbonate is reacted with a diamine, yielding polyhydroxyurethanes that slightly differ from typical cyclic carbonate/amine-based polyurethanes due to the presence of pendant hydroxyl groups in the polyurethane backbone (Fig. 11C).³⁵⁴ Polyhydroxyurethanes typically possess high degradation temperatures (up to 388 °C), improved chemical resistance and are hydrophilic due to the high density of hydroxyl groups and the resulting strong hydrogen bonds between these groups and the urethane moieties, rendering these polymers especially suitable for coating applications.³⁵⁴ The bicyclic carbonate can be a monomer (*e.g.* prepared from glycerol carbonate and a diacid/diacyl chloride such as terephthalic acid)³⁵⁵ or a polymer (*e.g.* poly(dimethylsiloxane)) bearing terminal cyclic carbonate groups.³⁵⁵ In order to increase the renewable nature of these isocyanate-free urethanes, a bio-based building block was developed by epoxidising the unsaturated bonds in

soybean oil, followed by reaction with CO_2 to introduce cyclic carbonate moieties.³⁵⁶ Subsequent reaction with di- and triamines resulted in crosslinked polyhydroxyurethane networks. A trend of increasing T_g and decreasing elongation at break was observed by decreasing the length of the diamines or by using triamines as curing agents. In another study on the synthesis of polyhydroxyurethanes from carbonated soybean oil, large diamines prepared *via* amidification of fatty acid dimers were used.³²⁸ Whereas the polyhydroxyurethanes produced from carbonated soybean oil reacted with short diamines (*i.e.* 1,4-butanedi-amine and 1,5-pentanediamine) were brittle, those prepared using the large diamines showed thermoplastic behaviour (Table 10, entries 14 and 15 respectively). This was ascribed to a higher intake of carbonated soybean oil in the former case, resulting in a higher crosslink density of the final polyhydroxyurethane network. In another study of bio-based carbonated precursors for polyurethanes, carbonated fatty acid diesters derived from sunflower oil were used as building blocks.³⁵⁷ Both fatty acid diesters with two internal epoxide moieties and with two terminal epoxide moieties were successfully converted into their cyclic carbonate analogues. Subsequent reaction of these bicyclic carbonates with diamines yielded linear polyurethanes with molecular weights up to 13 500 g mol⁻¹ and glass transition temperatures around -15 °C. Another type of bio-based bicyclic carbonate (Fig. 10C) can be obtained by the epoxidation of both double bonds of limonene (see section 3.3) followed by CO_2 -cycloaddition.³²⁹ This building block was used to synthesise both linear polyhydroxyurethanes and crosslinked thermoset polyhydroxyur-



ethane networks by reaction with diamines or triamines, respectively. The mechanical properties of the obtained polyhydroxyurethane thermosets are shown in Table 10, entry 16. The relatively high Young's modulus and low elongation at break are an indication of strong and rigid structures, which might originate from the presence of hydroxyl groups and the resulting hydrogen bonding with the urethane moieties,³⁵⁴ but might also be related to the intrinsic rigidity of the limonene units.

It should be noted that, although non-isocyanate polyurethanes prepared *via* the reaction between cyclic carbonates and amines are promising from an environmental and safety point of view, this reaction is quite slow compared to the reaction between isocyanates and alcohols,³³⁵ rendering these non-isocyanate polyurethanes unsuitable for application as rigid foams, which requires very rapid formation of the urethane network upon mixing of the precursor components.

3.4.4. CO₂-based polycarbonates as components of polymeric coatings. In addition their use as components in polyurethane coatings (see 3.4.3), CO₂-derived polycarbonates have also been investigated for other types of polymeric coatings. Most of the current commercial powder coating formulations consist of petroleum-based semi-aromatic polyesters combined with curing agents, pigments, flow improvers and other additives, which are typically coated onto metal substrates by electrostatic coating followed by curing between 160 and 200 °C.²⁵¹ The glass transition temperature of the initial polyester is optimally between 45 and 100 °C, which is high enough to prevent stickiness of small powder particles but low enough to exhibit appropriate flow properties at common curing temperatures.²⁵¹ Aiming at a greener alternative to these conventional coatings, various CO₂-based polycarbonates were synthesised and used to prepare coatings *via* a solvent-casting method.²⁵¹ For example, terpolymers produced from cyclohexene oxide, 4-vinylcyclohexene oxide and CO₂, blended with a trithiol crosslinking agent and either a UV or thermal initiator were cast from solution to create a polymer film, which was subsequently cured by respectively UV or thermally-induced radical curing. The obtained transparent coatings showed good impact and chemical resistance (Table 11, entry 2). In addition to solvent-based coating, powder coating was also employed to prepare coatings from the cyclohexene/4-vinylcyclohexene polycarbonate. The powder-coated polycarbonate showed unsatisfactory impact resistance when subjected to the reverse falling dart impact test (Table 11, entry 3). This was ascribed to the rather high T_g of the cured resin (85–104 °C) and to a higher film thickness compared to the polycarbonate coating prepared *via* solvent-casting. The powder-coated polymer displayed similar proper acetone resistance as the solvent-casted coating, with no visual damage observed after 75 acetone double rubs. The pencil hardness of the polycarbonate powder was rather high (Table 11, entry 3), indicating a high scratch resistance. Based on these features, the cyclohexene/4-vinylcyclohexene polycarbonate shows potential in powder coating applications, although incorpor-

ation of *e.g.* propylene carbonate moieties in the polycarbonate backbone might be needed to decrease the glass transition temperature and improve the impact resistance.

The fully bio-based polycarbonates synthesised from CO₂ and limonene oxide already discussed in section 3.4.3 as components of polyurethane coatings can also be functionalised in a different way to enable the preparation of alternative polymeric coatings. Reaction of the pending vinyl groups of poly(limonene carbonate) (Fig. 10A) with a trithiol compound in the presence of a radical initiator and under UV irradiation produced transparent coatings (Table 11, entry 4).³⁵⁸ Using the same curing method, transparent coatings prepared from a different bio-based polycarbonate derived from cyclohexadiene oxide and CO₂ were also tested with regard to their mechanical and adhesive properties (Table 11, entry 5).³⁵⁸ The coatings exhibited a hard and brittle character, typically observed for other CO₂-polycarbonate based coatings (Table 11). The coatings prepared from poly(cyclohexadiene carbonate) typically possessed a higher König hardness than the poly(limonene carbonate)-based coatings, which was related to the higher intrinsic stiffness of the former polycarbonate due the absence of bulky isopropenyl groups present in poly(limonene carbonate), that possibly lead to enhanced free volume between the poly(limonene carbonate) chains. In addition to employing the vinyl groups of poly(limonene carbonate) for crosslinking purposes, these groups can also be converted into other functional groups *via e.g.* thiol-ene chemistry to produce functional coatings. For example, incorporation of quaternised ammonium moieties produced a coating with anti-bacterial properties.²³⁴ Another strategy consists in epoxidising both double bonds of limonene to prepare limonene dioxide and to polymerise this compound with CO₂. The obtained polycarbonate displayed pendant epoxide groups, which were subsequently reacted with a trithiol compound to produce a thermoset coating with a very high T_g , and promising properties such as good acetone resistance and scratch resistance (Table 11, entry 6).²³⁹

3.4.5. CO₂-based polycarbonates as components of polymer blends and composites. The use of CO₂-based polycarbonates as drop-in chemicals in conventional polymer blends is of potential commercial interest and has been investigated by various companies. This is exemplified by Siemens and BASF, which produced a polymer blend consisting of CO₂-derived poly(propylene carbonate) and poly(hydroxybutyrate) as a substitution for conventional petroleum-based acrylonitrile-butadiene-styrene (ABS) plastic.^{17,359} Typically, poly(propylene carbonate) is suitable as an additive in polymer blends to increase the elasticity of other polymers, owing to its high elongation at break and impact strength (Table 8).³⁶⁰ By combining poly(propylene carbonate) with other biodegradable materials (*e.g.* starch), biodegradable composites can be produced (see section 3.6 for their biomedical applications).^{245,361} For the production of composites consisting of CO₂-based polycarbonates and inorganic materials (*e.g.* glass or fibres) a proper interaction between the polycarbonate and the inorganic surface is typically required. Incorporation of function-



alities, such as silicon-, boron- or phosphorous-containing moieties or sulfonic or carboxylic acid groups, along the polymer chains or as terminal groups, can be used to improve the ability of polycarbonates to adhere to, or wet, a selected inorganic surface.^{17,362} In addition to the application of CO₂-based polycarbonates in blends and composites for consumer polymer products, combination of these polycarbonates with other polymers has also been investigated for utilisation in energy storage devices (section 3.5) and biomedical or pharmaceutical applications (section 3.6).

3.5. Application of cyclic and polymeric carbonates in Li-ion batteries

Since half a century ago, batteries have become a crucial commodity in everyday life. Although the first electrochemical cell dates back to the end of the eighteenth century,^{363,364} it was during the late 1960s that innovation in the field of energy storage devices received an enormous boost due to widespread applications as those in consumer electronics, but also for more specific ones as medical implant devices.³⁶⁴ An important breakthrough that allowed an increase in energy density, and thus a decrease in the weight of batteries, was the development of rechargeable lithium-based batteries, which operate through transportation of Li⁺ cations between the two electrodes during charge and discharge (Fig. 12). Lithium has the highest electrochemical equivalent and is the lightest of all metals, which results in an exceptionally high energy density in Li-ion batteries.^{364–366} Nowadays, lithium-ion batteries are employed in a wide variety of applications, ranging from high-end (consumer) electronics and power tools to hybrid electric vehicles.^{367,368}

3.5.1. Cyclic carbonates in liquid electrolyte formulations.

Batteries consist of two electrodes that are connected *via* an ion-conductive electrolyte, which can be liquid or solid. In the case of lithium-ion batteries, non-aqueous electrolytes have to be used due to the incompatibility of lithium with water. The most common liquid electrolytes employed in Li-ion batteries consist of a lithium salt (*e.g.* LiPF₆) dissolved in a suitable organic solvent.³⁶⁸ The solvent should have sufficiently high polarity to grant the efficient dissolution of the lithium salt

and should be inert under the operating conditions.³⁶⁹ Since oxidation and reduction reactions occur at the two electrodes, the use of protic solvents is impractical, as they tend to undergo redox reactions under battery operating conditions.³⁶⁹ Taking these requirements into account, cyclic carbonates such as ethylene carbonate and propylene carbonate were identified as appropriate polar aprotic solvents for electrolyte formulations.^{364,368,370} The optimal liquid electrolyte formulation for lithium-ion batteries is characterised by: (1) high Li⁺-conductivity: typical ionic conductivities for state-of-the-art organic liquid electrolyte solvents are in the range of 10^{−3}–10^{−2} S cm^{−1};^{365,371} (2) a lithium transference number (*i.e.* the fraction of the total current carried by the lithium-ions) approaching unity in order to limit concentration polarisation within the cell;^{371,372} (3) a high dielectric constant component (*e.g.* ethylene carbonate, propylene carbonate), needed to dissolve the lithium salts in a sufficiently high concentration; (4) thermal and chemical stability of the electrolyte combined with inertness towards the other battery components (especially the electrodes), to maximise the cycle life of the battery; (5) a low melting point and a high boiling point, which enable keeping the mixture in the liquid state in a wide temperature range; (6) a low viscosity component (*e.g.* 1,2-dimethoxyethane), in order to promote ion transport; (7) overall safety (*e.g.* a high flash point, no or low toxicity); (8) cost competitiveness.^{369,373} For the first generation of commercial lithium-ion batteries, Sony used an electrolyte consisting of propylene carbonate, 1,2-dimethoxyethane and LiClO₄ as the lithium salt.³⁷⁴ Nowadays, the majority of lithium-ion batteries use an electrolyte formulation consisting of LiPF₆, ethylene carbonate, and one or more linear alkyl carbonates (*e.g.* dimethyl carbonate, diethyl carbonate and methyl ethyl carbonate, Fig. 12).^{369,375} Efforts are continuously being devoted to improve the properties of lithium-ion batteries with respect to capacity, safety and stability/lifetime. Propylene carbonate was eventually replaced by ethylene carbonate due to reaction of the former with the anode of the battery, which causes degradation of the anode and eventually leads to a decrease in battery lifetime and may result in health hazards due to the possibility of internal short circuits.³⁶⁹ The use of ethylene car-

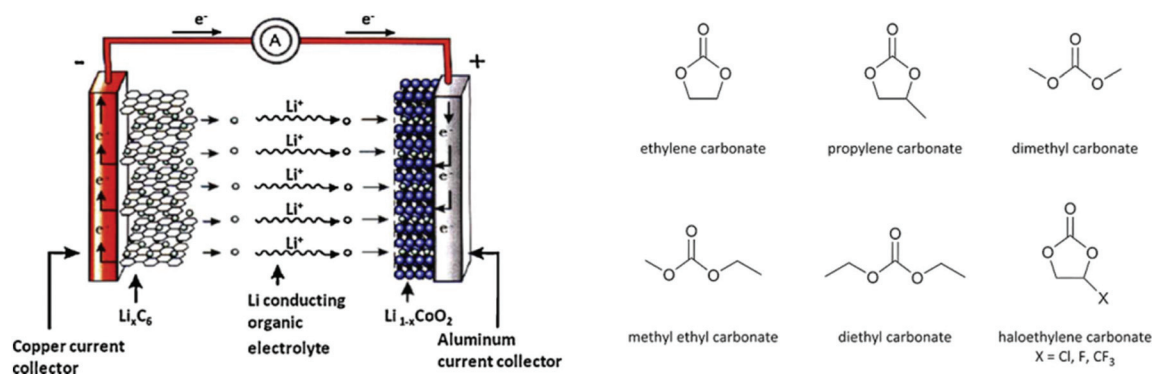


Fig. 12 General scheme of a lithium-ion battery (left, reprinted from *J. Power Sources*, 2010, **195**, 2419–2430, with permission from Elsevier) and the most common organic carbonates used in liquid electrolytes (right).



bonate as electrolyte solvent enhanced the stability of the battery, because ethylene carbonate has the ability to form a passive layer between the electrolyte and the anode, the so-called solid electrolyte interface (SEI), which suppresses electrolyte intercalation on the graphite anode surface.^{376,377} Ethylene carbonate is typically mixed with one or more solvents (e.g. dimethyl carbonate, methyl ethyl carbonate and diethyl carbonate) to compensate for its high melting point (~36 °C), thus allowing the batteries to be used in a wider temperature range.^{366,369} However, even the common electrolyte composition consisting of LiPF₆, ethylene carbonate and one or more linear carbonates still has a temperature limit of -20 °C, thereby hindering the use of these batteries at very low temperatures.³⁶⁹ In addition to ethylene carbonate, propylene carbonate and the above-mentioned alkyl carbonates, various other potential electrolyte solvents have been investigated in order to further improve lithium-based batteries. In this context, halogenated cyclic carbonates such as chloroethylene carbonate, fluoroethylene carbonate and trifluoropropylene carbonate (Fig. 12) were investigated as electrolyte solvents with the purpose of improving the cycle life of batteries, as these carbonates were expected to possess an enhanced ability to form a SEI layer on the surface of the anode.^{369,378,379} Additionally, lowering the melting point of the electrolyte by adding halogenated carbonates would improve low-temperature performance.^{369,379} Particularly, several studies have been conducted towards the use of chloroethylene carbonate in electrolyte applications.^{378,380–382} It was observed that the combination of chloroethylene carbonate and propylene carbonate as electrolyte solvent significantly reduced the electrolyte degradation typically associated with propylene carbonate-based electrolytes. This effect was ascribed to the proposed formation of a protective SEI film by decomposition of chloroethylene carbonate.³⁸⁰ Several properties (*i.e.* capacity loss and irreversible and reversible capacity) of an electrochemical cell employing the chloroethylene carbonate/propylene carbonate electrolyte solvent were found to be comparable to a cell with the benchmark ethylene carbonate/dimethyl carbonate solvent.³⁸¹ However, the charge capacity was observed to be significantly lower in the case of chloroethylene carbonate/propylene carbonate (~90% *versus* >99% for an electrochemical cell with an ethylene carbonate/dimethyl carbonate electrolyte solvent), which was hypothesised to be caused by an unwanted side reaction between chloroethylene carbonate and the graphite anode.³⁸¹ Fluoroethylene carbonate was investigated in an effort to overcome the complications encountered with chloroethylene carbonate.³⁸³ Although a charge efficiency of over 99% was achieved and similar low electrolyte degradation was observed, a dramatic decrease in cycle life was seen compared to chloroethylene carbonate (37% decrease in discharge capacity over 200 cycles *versus* a 20% decrease over 800 cycles).^{381,383} In the context of green chemistry, it should be noted that chloroethylene carbonate can be produced from bio-based resources *via* the conversion of glycerol-derived epichlorohydrin³⁸⁴ and CO₂. However, compounds containing halogens are in general not desirable as components in consu-

mer products due to their possible toxic effects and poor biodegradability.

Although liquid electrolytes have been employed in lithium-ion batteries for several decades and extensive research has been carried out to optimise these electrolytes with respect to performance and safety, obstacles still exist that are inherent to the use of conventional liquid electrolytes. One of the safety issues that arises from the use of conventional liquid electrolytes is the high flammability of the commonly used alkyl carbonates.^{368–370} Since various fluorinated organic compounds serve as flame-retardants, trifluoropropylene carbonate (flash point of 134 °C) was studied as a safer alternative to conventional alkyl carbonates, but its high viscosity limited the ionic conductivity of the electrolyte.^{369,385,386} Another safety issue is related to the typically employed LiPF₆ salt, which becomes reactive towards the electrolyte components at temperatures above 55 °C, possibly leading to permanent damage and explosion hazards.^{369,370} As the seriousness of fire and explosion hazards becomes more pronounced with larger scale, these safety issues are particularly crucial for large-format batteries, and thereby limit the applicability of liquid electrolyte lithium-ion batteries in *e.g.* electrical vehicles and industrial operations.^{369,370}

3.5.2. Polycarbonates in polymer-based electrolytes. Polymeric electrolytes have gained considerable attention as possible replacements for conventional liquid electrolytes, due to a number of potential advantages. First of all, safety issues connected to flammability of volatile organic solvents and electrolyte instability could be minimised or even completely avoided by using non-flammable polymers.^{365,369,370} Secondly, the higher dimensional stability and mechanical strength of polymeric electrolytes as compared to liquid electrolytes would allow the production of lithium-ion batteries with a wide range of possible shapes.^{365,369} Also, the dimensional stability that polymers typically offer could eliminate the need of battery components such as a separator, further simplifying the manufacturing process and production costs.^{369,373} Various types of electrolytes incorporating CO₂-based polycarbonates have been explored, both as SPE (solid polymer electrolyte) and GPE (gel polymer electrolyte). SPEs consist of a blend of one or more polymers wherein a lithium salt is dispersed (Fig. 13A), while GPEs consist of a polymeric matrix swollen by a solvent containing a lithium salt (Fig. 13C). A noteworthy sub-class of SPEs is that of Single Lithium-Ion Conducting Solid Polymer

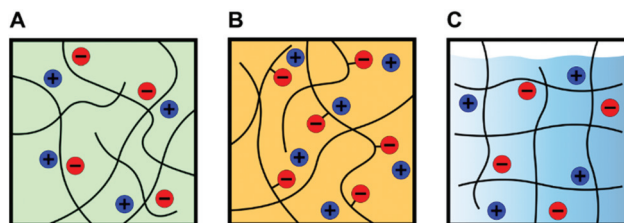


Fig. 13 Schematic drawing of different types of polymer electrolytes: (A) Solid polymer electrolyte. (B) Single lithium-ion conducting solid polymer electrolyte. (C) Gel polymer electrolyte.



Electrolytes (SLIC-SPEs), where the anions, instead of being mobile, are anchored to the polymer chains (Fig. 13B).³⁷⁰

3.5.2.1. Polycarbonate-based solid polymer electrolytes. Poly(ethylene oxide) was the first polymer to be investigated for potential application in solid polymer electrolytes for lithium-based batteries.^{365,387} The first attempts to incorporate SPEs in lithium batteries were limited to large, stationary batteries, as these systems required relatively high operating temperatures (between 60 and 80 °C) and poly(ethylene oxide) tends to crystallise below 60 °C, which is accompanied by a significant drop in ionic conductivity of the electrolyte (between 10^{-6} and 10^{-5} S cm⁻¹ at room temperature).^{366,388} This low ionic conductivity compared to the state-of-the-art organic liquid electrolyte solvents severely limits the application in lithium-ion batteries used at room temperature.^{365,369,371,389} To date, one of the few commercialised SPE-containing lithium-ion batteries is used as a power source for an electric car developed by Bolloré, wherein poly(ethylene oxide) is employed as SPE component.³⁷⁰ In recent years, the application of aliphatic polycarbonates, and specifically poly(ethylene carbonate), as solid polymeric electrolytes has gained increasing attention. Aliphatic polycarbonates generally display low glass transition temperature (see section 3.2, Table 8), accompanied by high chain mobility and ion transport required for proper battery operation.³⁹⁰ These features render aliphatic polycarbonates particularly attractive for electrolyte applications.³⁹¹ Additionally, the polar nature of the carbonate group offers a high solvation power towards numerous salts.³⁸⁹ One of the first reports on CO₂-derived polycarbonates as electrolytes was based on the use of various polycarbonates synthesised *via* the coupling of CO₂ with a range of glycidyl ethers (Fig. 14A) using a zinc glutarate catalyst.^{304,392} Electrochemical analysis showed that these polycarbonate-based electrolytes (with ionic conductivities reaching 10^{-6} S cm⁻¹ at 30 °C) did not represent an improvement compared to the benchmark poly(ethylene oxide) electrolytes. Increasing the amount of lithium salt in the electrolyte formulation and raising the operating temperature, drastically improved the ionic conductivity. Poly(*n*-butylglycidyl ether carbonate) with 65 wt% LiTFSI (lithium bis(trifluoromethane sulphonyl) imide) showed enhanced ionic conductivities in the order of 10^{-5} S cm⁻¹ at 25 °C and 10^{-3} S

cm⁻¹ at 120 °C,³⁰⁵ the latter being close to the typical ionic conductivities for liquid electrolyte lithium-ion batteries at room temperature ($\geq 10^{-3}$ S cm⁻¹). For comparison, an electrolyte consisting of poly(ethylene oxide) with 65 wt% LiTFSI displayed ionic conductivity in the order of 10^{-5} S cm⁻¹ at 20 °C and in the order of 10^{-3} S cm⁻¹ at 80 °C.³⁹³ The presence of pendant ether groups is not a strict requirement, as proven by a poly(ethylene carbonate) electrolyte with 80 wt% loading of LiTFSI salt that displayed an ionic conductivity in the order of 10^{-5} S cm⁻¹ at 30 °C. In general, the increase in the amount of lithium salt in poly(ethylene carbonate)-based electrolytes leads to an increase in ionic conductivity.³⁹⁴ However, the lithium salt concentration was also observed to impact the thermomechanical properties of the polymeric electrolyte, as the glass transition temperature and storage modulus initially increased for LiTFSI concentrations up to a molar ratio of 0.2 (approximately 39 wt% LiTFSI), while for higher lithium salt concentrations a decrease in these quantities was observed.³⁹⁴ The inclusion of several types of additives in the formulation of polymeric electrolytes based on polycarbonates has been studied. Ionic liquids have very low vapour pressures, are non-flammable and possess high ionic conductivities (in the order of 10^{-3} S cm⁻¹ at room temperature),³⁹⁵ making them potentially valuable additives in (polymeric) electrolyte formulations.³⁶⁷ This was investigated by preparing a polycarbonate-based electrolyte consisting of poly(ethylene carbonate), a LiTFSI salt and a pyrrolidinium-based ionic liquid (Pyr₁₄TFSI) as a plasticiser and an ionic conductivity enhancer.³⁹⁶ However, ionic conductivities ranging from 10^{-7} S cm⁻¹ at 50 °C to 10^{-5} S cm⁻¹ at 90 °C were obtained, which are too low for battery applications and are inferior compared to the benchmark poly(ethylene carbonate)/LiTFSI electrolytes.³⁸⁹ This drawback is partially counterbalanced by a rather high lithium transference number (0.66 at 80 °C).³⁹⁶ Inorganic fillers have been reported to increase the ionic conductivity of poly(ethylene oxide)-based electrolytes at ambient temperatures by preventing crystallisation at $T < 60$ °C, and to enhance their mechanical properties.³⁸⁸ In analogy to this approach, inorganic fillers have been included in polycarbonate-based electrolytes. For example, a submicron-sized silica fibre was added to the aforementioned poly(ethylene carbonate)/LiTFSI/Pyr₁₄TFSI electrolyte formulation,³⁹⁷ leading to a slight enhancement of the mechanical properties (the Young's modulus increased from 0.35 to 0.39 MPa) and an increase in ionic conductivity (10^{-7} S cm⁻¹ at 30 °C and 10^{-5} S cm⁻¹ at 80 °C), which is nevertheless still far from the requirements for battery applications. The addition of TiO₂ as inorganic filler to a poly(ethylene carbonate) electrolyte with LiTFSI salt (with 0.53:1 polymer-to-salt molar ratio) proved more effective,²⁵⁷ leading to an increase of the lithium transference number from 0.54 to 0.81 at 60 °C upon addition of 1 wt% TiO₂, while also resulting in an increase in ionic conductivity, reaching values in the order of 10^{-5} S cm⁻¹ at 30 °C and 10^{-3} S cm⁻¹ at 80 °C. Another approach to improve the ionic conductivity of SPEs is to alter the chemical structure of the polymer chains, in order to decrease the glass transition

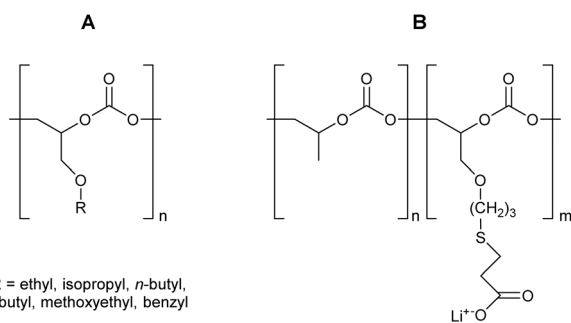


Fig. 14 Glycidyl ether-based polycarbonates for application in poly-electrolytes: (A) Solid polymer electrolyte. (B) Single lithium-ion conducting solid polymer electrolyte.



temperature and, thus, to increase the chain mobility at lower temperatures. In the context of polycarbonate-based electrolytes, this pathway was explored by tuning the CO₂/epoxide polymerisation reaction so that both carbonate and ether linkages are present in the polymer backbone.³⁹⁸ This allowed combining the high lithium transference number commonly associated with aliphatic polycarbonates with lower glass transition temperature bestowed by ether linkages, resulting in a poly(ethylene carbonate/ethylene oxide)/LiFSI electrolyte with an ionic conductivity in the order of 10⁻⁴ S cm⁻¹ at 60 °C and a lithium transference number of 0.66 (under optimised salt concentrations).³⁹⁸ On the other hand, a low *T_g* can be a drawback because the practical application of polyelectrolytes also requires mechanical and dimensional stability. In the case of electrolytes based on poly(ethylene carbonate), glass transition temperatures as low as -47 °C have been reported,²⁵⁷ which limits the practical applicability of these polyelectrolytes as a self-standing membrane in battery applications.³⁹⁹ To overcome this obstacle, efforts have been made to combine a poly(ethylene carbonate)/LiFSI electrolyte with a three-dimensionally ordered macroporous polyimide matrix.³⁹⁹ Ionic conductivity in the order of 10⁻⁵ S cm⁻¹ was reached at 30 °C, which was only slightly lower than the conductivity without the polyimide matrix. DSC measurements did not show any significant change in the glass transition temperature after combination of the electrolyte with the polyimide matrix, indicating that the matrix does not influence the ionic conductivity by altering the *T_g*. Although the authors did not perform any mechanical analysis, they were able to fabricate an all-solid-state lithium battery incorporating the poly(ethylene carbonate)/LiFSI/polyimide electrolyte, which showed a higher battery capacity than the same battery with a conventional ethylene oxide/propylene oxide copolymer electrolyte and did not suffer short circuit failures nor mechanical instability during 30 charge/discharge cycles.³⁹⁹

Next to the extensive research towards poly(ethylene carbonate)-based electrolytes, poly(propylene carbonate) has also been investigated as potential solid polymer electrolyte in energy storage devices.⁴⁰⁰ Various blends with different ratios of poly(propylene carbonate), poly(ethylene oxide) and a LiClO₄ salt produced polymeric electrolytes that showed enhanced ionic conductivity compared to conventional pure poly(ethylene oxide).⁴⁰¹ The highest measured ionic conductivity was in the order of 10⁻⁵ S cm⁻¹ at room temperature for an electrolyte incorporating a 1 : 1 mass ratio of poly(propylene carbonate) : poly(ethylene oxide) mixed with 10 wt% LiClO₄. Polyelectrolytes consisting solely of poly(propylene carbonate) and LiClO₄ possess an ionic conductivity in the order of 10⁻⁵ S cm⁻¹ at room temperature and 10⁻³ S cm⁻¹ at 80 °C for an electrolyte with a poly(propylene carbonate)-to-LiClO₄ molar ratio of 10 : 1.⁴⁰² It is worth noting that the ionic conductivity of poly(propylene carbonate)-based electrolytes is typically higher than that of poly(ethylene carbonate)-based electrolytes. This has been attributed to the presence of the pendant methyl groups on the poly(propylene carbonate) chains, imparting a lower degree of crystallinity, which was

observed to positively influence the ionic conductivity.⁴⁰² The addition of the 1-butyl-3-methylimidazolium tetrafluoroborate (BMIM⁺BF₄⁻) ionic liquid to a poly(propylene carbonate) electrolyte containing LiClO₄ led to an increase in ionic conductivity from 10⁻⁶ S cm⁻¹ to 10⁻³ S cm⁻¹ at 20 °C.⁴⁰³ This increase in conductivity is the opposite of what was observed for the addition of an ionic liquid to the above-mentioned poly(ethylene carbonate)-based electrolyte,³⁹⁶ where incorporation of a ionic liquid resulted in a decrease in conductivity (though it should be noted that the type of ionic liquid, the lithium salt and the relative amounts of these components differed in the two cases). The increase in conductivity of the poly(propylene carbonate)-based electrolyte observed in this work was explained by FTIR measurements, which showed that the presence of the ionic liquid cations caused a weakening of the complexation between poly(propylene carbonate) and Li-ions, resulting in a higher lithium-ion mobility. Thermal analysis indicated that addition of 3 mass eq. of BMIM⁺BF₄⁻ compared to poly(propylene carbonate) also caused a significant decrease in the *T_g* from 3 to -70 °C, while the thermal stability improved (*T_{d5%}* increased from 166 to 231 °C). A drawback of this system is that at ionic liquid-to-polycarbonate weight ratios ≥ 1, the polyelectrolyte is not anymore a self-standing solid film, but rather a soft, sticky and non-fluidic gel. On the other hand, ionic conductivities at weight ratios < 1 are in the range of 10⁻⁴ S cm⁻¹ or less (20 °C), which is less attractive with respect to application in lithium batteries.

One of the disadvantages of using SPEs composed of a polymer matrix and a lithium salt is the generally low lithium transference number, caused by the fact that only a small amount of the ionic current is related to the motion of lithium-ions, while the rest of the ionic current is related to the motion of the mobile anions (*e.g.* TFSI⁻, FSI⁻, ClO₄⁻).^{370,391} This leads to polarisation within the cell, giving rise to undesired effects such as voltage drop, limited power supply and, finally, leading to cell failure.^{370,391} A possible approach to overcome this limitation is the substitution of conventional polymer electrolyte systems with single lithium-ion conducting solid polymer electrolytes (SLIC-SPEs, Fig. 13B), which can be prepared by immobilising the anions in the polymeric backbone in the form of functional pendant groups.^{370,391} For this purpose, a single-ion polycarbonate was synthesised by reacting allyl glycidyl ether and propylene oxide with CO₂, employing a zinc glutarate catalyst.³⁹¹ The pendant vinyl groups on the polycarbonate backbone were functionalised with 3-mercaptopropionic acid and subsequently lithiated with lithium hydroxide to produce a single-ion-conducting polymer (Fig. 14B). This single-ion polycarbonate electrolyte displayed an ionic conductivity in the range of 10⁻⁴ S cm⁻¹ at 80 °C and a lithium transference number of 0.86, which is considerably higher than most lithium transference numbers determined for analogous polycarbonate-based SPEs containing lithium salts.

3.5.2.2. Polycarbonate-based gel polymer electrolytes. Although solid polymer electrolytes generally impart better mechanical properties, flexible battery manufacturing and



safer operation than liquid ones, they still suffer from moderate conductivities at operating conditions (*vide supra*). Gel polymer electrolyte (GPE)s contain both a polymeric matrix and a liquid in which a lithium salt is dissolved (Fig. 13C) and, in this sense, they can be considered hybrid systems between SPE and liquid electrolytes. Therefore, GPE systems may optimally combine the best of both worlds, although the risk is to combine the worst of both worlds as well. For example, GPEs typically display higher ionic conductivities than SPEs but the safety issues associated with liquid electrolytes (*i.e.* flammable components and electrochemical instability) are not completely avoided.^{368,370} GPEs are currently used in lithium-ion polymer batteries (LiPBs) employed in electrical vehicles and consumer goods such as mobile phones and notebooks, typically incorporating polymers such as poly(ethylene oxide), poly(acrylonitrile), poly(methyl methacrylate) and poly(vinylidene fluoride).^{368,369,373} CO₂-based polycarbonates have also been studied as components of GPEs. Terpolymerisation of CO₂, propylene oxide and maleic anhydride, followed by radical crosslinking with dicumyl peroxide as radical initiator, produced a polymer matrix that was used as a GPE in combination with a liquid LiClO₄/ethylene carbonate/dimethyl carbonate electrolyte.⁴⁰⁴ This system showed rather high ionic conductivities (in the range of 10⁻³ S cm⁻¹ at room temperature and 10⁻² S cm⁻¹ at 50 °C) and a lithium transference number of 0.42. A lithium cell incorporating this gel polyelectrolyte exhibited an initial battery capacity only slightly lower than that of commercial fully liquid electrolyte batteries.^{404,405} Blending of aliphatic polycarbonates with other polymers can also produce matrices with potential utilisation in GPE applications. A blended polybutadiene/poly(propylene carbonate) crosslinked matrix (70:30 mass ratio) in which a liquid LiPF₆/ethylene carbonate/dimethyl carbonate electrolyte was absorbed, displayed ionic conductivities in the range of 10⁻³ S cm⁻¹ between room temperature and 80 °C.⁴⁰⁶ Thermal and mechanical analysis indicated that the polymeric electrolyte had proper thermal and mechanical stability due to a slightly higher initial degradation temperature than pure poly(propylene carbonate) (272 °C *vs.* 260 °C) and an achievable preparation of a robust, self-standing and flexible film with the absence of liquid flow. A lithium-ion battery cell containing this electrolyte maintained 84% of the original capacity value after 70 charge/discharge cycles. Similarly high ionic conductivities were measured for a different GPE system consisting of an electrospun poly(vinylidene fluoride)/poly(propylene carbonate) matrix swollen by a LiPF₆/ethylene carbonate/dimethyl carbonate liquid electrolyte.⁴⁰⁷ Moreover, excellent cycling stability was observed with no apparent capacity decrease even after 100 charge/discharge cycles, whereas a commercial polymeric matrix based on polyethylene preserved 90% of the original capacity under the same conditions.

3.6. Polycarbonates in biomedical and pharmaceutical applications

Both natural as well as man-made polymers find a wide variety of uses in the field of medicine, where they are being

employed in wound dressings, drug delivery applications, surgical implants and medical devices.⁴⁰⁸ For the specific utilisation of polymers inside the human body, the most important features are biodegradability and biocompatibility. Biodegradability should be carefully tuned because an unwanted degradation profile, *e.g.* slow degradation of short-term implants or fast degradation of long-term tissue scaffolds, and harmful degradation products can severely limit the range of applicability.⁴⁰⁹ Biocompatibility is also crucial because biomedical polymers that have to perform a task inside the human body (*e.g.* drug delivery systems and implants such as tissue scaffolds) should accomplish the desired function without causing any unwanted local or systemic effects in the patient.⁴¹⁰ For the specific application of biomaterials as implants in the human body, the mechanical and chemical stability are also important, as the pH in different tissues ranges from 1 to 9 and daily activities exert stresses of approximately 4 MPa on bones and stresses in the range of 40–80 MPa on tendons and ligaments.⁴¹¹ Polyesters such as poly(lactic acid), poly(glycolic acid), poly(lactic-glycolic acid), polycaprolactone and polyhydroxyalkanoates are the most intensely studied polymers in the field of biomedical applications due to their biodegradability, low toxicity and the related good biocompatibility.^{408,409,412} However, one of the disadvantages of employing polyesters is that *in vivo* biodegradation of the majority of the used polyesters generates acidic products, thereby decreasing the local pH and triggering necrosis of host cells and inflammatory responses.^{409,413,414} Consequently, for implantation sites that exhibit low metabolic activity and, therefore, cannot sufficiently process degradation products, polyester-based materials are not an optimal choice.⁴⁰⁹ CO₂-based aliphatic polycarbonates have been studied as a possible alternative to polyesters as materials for biomedical and pharmaceutical applications,^{248–250} owing to their biodegradability (see section 3.2) and good biocompatibility. Although typically not derived from CO₂, a related aliphatic polycarbonate, poly(trimethylene carbonate), has already been approved for application in biological fields by the United States Food and Drug Administration (FDA).^{415,416} Poly(propylene carbonate) is the most widely studied CO₂-based polymer for biomedical applications. Studies on both base-catalysed hydrolysis as well as thermal decomposition showed that propylene carbonate and 1,2-propanediol are the major initial degradation products of poly(propylene carbonate) decomposition.^{417,418} Apart from causing serious eye and slight skin irritation at high concentrations, propylene carbonate was reported not to display any significant toxicity during *in vivo* tests *via* oral insertion and inhalation (although the effects on the human body have not yet been thoroughly investigated),^{223,419} while 1,2-propanediol is commonly used in a variety of food applications and in the medical and pharmaceutical industry, it displays no toxicity and can be metabolised by the human body.⁴²⁰ Additionally, it has been suggested that poly(propylene carbonate) will eventually degrade into CO₂ and water,^{413,414,421,422} which would trigger less inflammatory responses compared to the degradation pro-



ducts of polyesters, although no scientific study has been presented in which this degradation pathway is observed. Poly(propylene carbonate) typically displays an elastic behaviour and possesses an amorphous structure accompanied by a glass transition temperature in the range of body temperature (35–40 °C), which, in combination with its biodegradability, renders it potentially interesting for biomedical applications in soft tissue scaffolds or drug delivery. On the other hand, the low glass transition temperature and moderate mechanical strength (Table 12, entries 1a–d) make it unsuitable for application in rigid tissue scaffolds such as bone substituents.^{413,423} With the target of tuning the properties of poly(propylene carbonate) towards biomedical applications, this CO₂-based polymer has been combined with other polymers (e.g. polyesters), either through terpolymerisation reactions or as blends. The thermal and mechanical properties of several researched poly(propylene carbonate)-based formulations for biomedical applications are summarised in Table 12. On a critical note, it can be seen that the characterisation of these properties is often incomplete. A more thorough analysis of the thermal and mechanical properties of these formulations would be advisable to be able to fully appraise the potential of these materials in biomedical applications such as tissue engineering. Polymer films of poly(carbonate-co-ester)s that were prepared by terpolymerisation of CO₂, propylene oxide and caprolactone were compared with pure poly(propylene carbonate) and polycaprolactone with respect to the degradation behaviour employing various enzymes at either 37 or 60 °C.^{412,424} The degradation rates of poly(propylene carbonate-ε-caprolactone) were comparable to those of conventional polycaprolactone homopolymers. The study did not include an investigation of the structure and effects of the degradation products. This would have been desirable, since the products of polycaprolactone degradation have been reported

to cause necrosis of host cells and inflammation.^{409,413,414} Another approach consisted in blending poly-3-hydroxybutyrate, which is characterised by a relatively stiff, rigid and brittle structure,⁴²⁵ with poly(propylene carbonate), which exhibits a more elastic behaviour with relatively low tensile strength.⁴¹³ *In vivo* radiolabelling studies showed that pure poly(propylene carbonate) degraded much faster than the poly(propylene carbonate)/poly-3-hydroxybutyrate blend. Both the pure polycarbonate and the blend exhibit good biocompatibility, as they did not show any toxicity *in vivo* and displayed proper biocompatibility with *in vitro* red blood cells. Although the mechanical properties of the poly(propylene carbonate)/poly-3-hydroxybutyrate blend still have to be investigated, the material shows potential to be used in biomedical applications that require longer degradation times than pure poly(propylene carbonate). Polymers incorporating glycerol building blocks (e.g. polyglycerol ethers, polyglycerol carbonates, polyether esters or polycarbonate esters containing glycerol units) have also received extensive attention in the field of biomedicine due to: (i) their biodegradability yielding non-toxic products such as glycerol and CO₂; (ii) the presence of pendant hydroxyl groups that can be functionalised with chemotherapeutic agents, antibacterial compounds, anti-inflammatory agents, fluorescent tags or material-property modifiers; (iii) their suitability to be used in manufacturing techniques such as electrospinning.⁴²⁶ Within this group, CO₂-based glycerol polycarbonates have been synthesised *via* polymerisation of benzyl glycidyl ether and carbon dioxide, followed by deprotection of the polymer to produce atactic and isotactic poly(1,2-glycerol carbonate)s.⁴²⁶ The degradation behaviour of these CO₂-based poly(1,2-glycerol carbonate)s (Fig. 15A) was monitored (at 37 °C) and compared to the degradation of poly(1,3-glycerol carbonate) (Fig. 15B), a polymer that is synthesised *via* ring-opening polymerisation of six-membered

Table 12 Thermal and mechanical properties of poly(propylene carbonate)-based formulations for biomedical applications

Polymer formulation	#	<i>T_g</i> (°C)	<i>T_m</i> (°C)	<i>T_d</i> (°C)	Tensile modulus (MPa)	Tensile strength (MPa)	Elongation at break (%)	Compressive modulus (MPa)	Compressive yield strength (MPa)	Storage modulus (MPa)	Ref.
Poly(propylene carbonate) [PPC]	1a	—	—	—	—	—	—	0.38	—	—	431
	1b	25–45	—	±240 (initial)	700–1400	7–30	—	—	—	—	245
	1c	29	—	—	—	—	—	—	0.13	30	423
	1d	—	—	245 (DSC)	—	—	—	0.2	—	—	414
Electrospun PPC fibres	2a	38	103	210 (5 wt%)	10 190	22.11	10.71	—	—	—	432
	2b	—	—	—	429.63	7.37	154.93	—	—	—	433
Electrospun PPC/15 wt% gelatine/acetic acid	3	—	—	—	295.72	7.72	95.26	—	—	—	433
PPC/1 wt% graphite oxide	4	39.5	—	—	—	—	—	—	1	1600	423
PPC/50 wt% starch	5	—	—	270 (DSC)	—	—	—	33.9	—	—	414
PPC/starch/plasticiser/bioglass	6	—	—	—	—	—	—	80.0	—	—	421



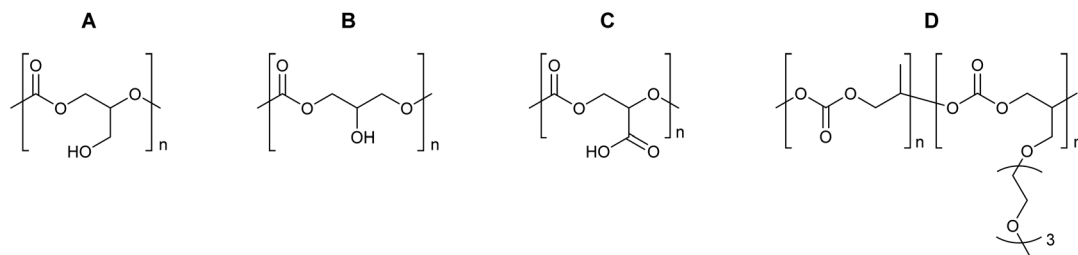


Fig. 15 Examples of aliphatic polycarbonates that have been evaluated for their potential in biomedical applications: (A) Poly(1,2-glycerol carbonate). (B) Poly(1,3-glycerol carbonate). (C) Poly(glyceric acid carbonate). (D) Terpolymer synthesised from CO₂, propylene oxide and ME₃MO.

cyclic carbonates and that has been investigated for use in biomedical applications such as drug-loaded buttressing films for the prevention of tumour recurrence after surgical resection,⁴²⁷ and particles for drug delivery.⁴²⁸ It was seen that the CO₂-based poly(1,2-glycerol carbonate)s exhibited rather high degradation rates with a half-life time of 2–3 days, while poly(1,3-glycerol carbonate) did not show any degradation over a course of 4 days under the same conditions. This difference in degradation behaviour was attributed to a higher tendency of the primary hydroxyl group in the poly(1,2-glycerol carbonate) repeating unit to initiate an intramolecular attack compared to the secondary hydroxyl present in the poly(1,3-glycerol carbonate) repeating unit. This behaviour can prove advantageous for biomedical applications that require fast degradation rates. In a related study, poly(glyceric acid carbonate) (Fig. 15C) was synthesised as a CO₂-based and biodegradable analogue of poly(acrylic acid) for application in *e.g.* drug delivery.⁴²⁹ Crosslinked hydrogels derived from poly(glyceric acid carbonate) readily degraded in basic water (pH = 8.4), while analogues crosslinked hydrogels based on poly(acrylic acid) did not. This was ascribed to the presence of biodegradable carbonate linkages in the poly(glyceric acid carbonate) chains. For the application of polymers in tissue scaffolds, the biocompatibility is also related to the attachment of living cells to the biomaterial and the subsequent spreading over the implant. In this context, the hydrophobicity of aliphatic polycarbonates such as poly(propylene carbonate) and poly(cyclohexene carbonate) is a limitation as it leads to poor cell adhesion and slow biodegradation.^{422,430} One way to overcome this issue is by incorporating hydrophilic moieties in the polycarbonate chains, *e.g.* *via* terpolymerisation of CO₂, propylene oxide and a hydrophilic monomer such as ME₃MO (2-((2-(2-(2-methoxyethoxy)ethoxy)ethoxy)methyl) oxirane (Fig. 15D).⁴³⁰ Polycarbonates containing at least 26 mol% of ME₃MO showed reversible thermo-responsive solubility in water with lower critical solution temperatures between 7.0 and 35.2 °C. Another study investigating the hydrophilicity of CO₂-based polycarbonates focussed on a series of poly(carbonate-ether)s made from CO₂ and ethylene oxide, in which the carbonate content ranged from 1 to 43 mol%.⁴³⁴ It was observed that by varying the molecular weight of the polymer and the amount of carbonate units, water-soluble polycarbonates can be prepared with lower critical solution temperature between 21.5

and 84.1 °C. Specifically, poly(ethylene carbonate-ether) with 26 mol% carbonate content displayed a lower critical solution temperature of 36.1 °C (*i.e.* close to human body temperature). The possibility to tune poly(ethylene carbonate-ether) and the aforementioned polycarbonate derived from CO₂/propylene oxide/ME₃MO to possess lower critical solution temperature is promising with respect to application in biomedical materials, as thermo-responsive water solubility has potential in controlled drug delivery systems,⁴³⁵ construction of tissue engineering scaffolds,⁴³⁶ molecular gates and gene carriers.⁴³⁷

In addition to terpolymerisation, surface modification of polycarbonates has also been explored to enhance the biocompatibility of aliphatic polycarbonates. A potential advantage of surface modifications is that only the polymeric surface is altered, while the bulk mechanical strength is maintained. Surface modification by aminolysis with polyethylenimine was used to introduce amino groups on the surface of a poly(propylene carbonate) membrane.⁴²² These amino functionalities served as an initial layer for consecutive layer-by-layer assembly, in which multiple molecular layers of polyethylenimine/gelatine were deposited on the amino-functionalised poly(propylene carbonate) surface, based on the ionic interaction of the positively charged polyethylenimine and negatively charged gelatine at pH = 7.4. A decrease in water contact angle after surface modification indicated the increased hydrophilicity of the modified poly(propylene carbonate). With respect to biocompatibility, the composite consisting of poly(propylene carbonate) with three bilayers of polyethylenimine/gelatine possessed enhanced compatibility with cells compared to both unmodified poly(propylene carbonate) as well as to a polycaprolactone benchmark, probably due to the presence of the outer gelatine layer that can suppress the cytotoxicity generally displayed by polyethylenimine.⁴²² The improved biocompatibility of poly(propylene carbonate)/polyethylenimine/gelatine with living cells indicates that the material could be a potential alternative to conventional polycaprolactone for tissue engineering applications. To investigate this further, foaming of poly(propylene carbonate) with supercritical CO₂ and subsequent modification by aminolysis and layer-by-layer assembly techniques were employed to produce three-dimensional poly(propylene carbonate)/polyethylenimine/gelatine foam structures.⁴³¹ A maximum compressive modulus of 0.38 MPa was obtained for unmodified poly(propylene carbonate)



(Table 12, entry 1a), while an average decrease in modulus of 13% was seen after modification with polyethyleneimine and gelatine. Despite this decrease, the values are still in the range required for meniscal tissue (0.22 MPa) and articular cartilage (0.51–15.3 MPa) repairs.⁴³¹ However, for utilisation of the polymer in temporary tissue scaffolds that are meant to degrade in the human body, studies investigating the biodegradability of the polymer and the biocompatibility of the degradation products should still be conducted, especially since polyethyleneimine is known to exhibit cytotoxicity.

In the context of applied tissue engineering, the three-dimensional structure of biomedical scaffolds, though often not thoroughly investigated,⁴³⁸ can significantly influence the biodegradability and mechanical properties of the material. Ideally, the scaffold should display: (i) porosity that enables cell migration and the transport of nutrients and waste, (ii) a surface that promotes cell adhesion, growth, migration and differentiation, and (iii) a degradation profile that closely matches the regeneration profile of the desired natural tissue.⁴³³ Three-dimensional poly(propylene carbonate) architectures were prepared *via* electrospinning, which readily allows the production of interconnected flexible nanofibrous structures.⁴³² These electrospun poly(propylene carbonate) structures displayed slightly lower thermal stability and slightly enhanced mechanical properties compared to conventional poly(propylene carbonate) (Table 12, compare entry 2a to 1b). Additionally, cell adhesion experiments indicated proper biocompatibility of the three-dimensional poly(propylene carbonate) structures, as the cells were seen to grow, migrate and differentiate. Electrospinning was also applied to blends of CO₂-based polycarbonates with a hydrophilic polymer such as gelatine.⁴³³ Although cell culture experiments showed that these blends possessed enhanced biocompatibility compared to pure poly(propylene carbonate), high content of gelatine also resulted in a decline in mechanical strength compared to pure poly(propylene carbonate) fibres (Table 12, entry 2b), as a consequence of the poor mechanical properties of gelatine. This negative effect was partially countered by addition of a small amount of acetic acid (Table 12, entry 3), probably due to the increased miscibility of poly(propylene carbonate) and gelatine, which was related to the pH-dependent behaviour of gelatine. Whereas addition of gelatine led to a decrease in mechanical strength, the mechanical properties of poly(propylene carbonate) can be enhanced by means of other additives, which can be as diverse as graphite oxide⁴²³ or starch.⁴¹⁴ Addition of as little as 1 wt% graphite oxide to poly(propylene carbonate) significantly increased the glass transition temperature, storage modulus and compressive yield strength of the obtained composite compared to the pure polymer (Table 12, compare entry 4 to 1c), without affecting negatively the biocompatibility.⁴²³ Also blending of poly(propylene carbonate) with starch remarkably affected the mechanical and thermal properties, as shown by the significant increase in the compressive modulus and decomposition temperature upon blending with 50 wt% starch (Table 12, compare entry 5 to 1d).⁴¹⁴ *In vitro* and *in vivo* biocompatibility

studies combined with degradation measurements showed that the poly(propylene carbonate)/starch blends possessed excellent cytocompatibility, as shown by the formation of only a scar tissue as a mild inflammatory response after *in vivo* implantation of the composite. The long-term (2 months) *in vivo* degradation of the poly(propylene carbonate)/starch composite was compared with that of poly(lactic acid) and showed that, in contrast to poly(lactic acid), the polycarbonate/starch blend was properly tolerated, without the occurrence of inflammation and immune cell responses. *In vitro* biodegradation studies indicated that the degradation rate of the poly(propylene carbonate)/starch blend after 8 weeks (13 wt%) is comparable to that of poly(lactic acid) (8 wt%). Although the biocompatibility and biodegradation of the polycarbonate/starch blend seem promising, the relatively hydrophobic surface of the composite might limit its practical application as it can restrict or delay cell growth and ultimately hamper tissue regeneration.⁴²¹ To enhance the interaction of the polycarbonate/starch composite with living cells, water and glycerol were added as plasticisers together with 10 wt% bioglass.⁴²¹ The addition of plasticisers improved the compressive modulus considerably (Table 12, entries 5 and 6), while the addition of bioglass enhanced the cell growth on the polycarbonate/starch composite. The material was used to produce biomedical screws that were well tolerated in *in vivo* tests and exhibited higher degradation rates than the poly(lactic acid) analogues, accompanied by an enhanced bone regeneration profile. These features show that poly(propylene carbonate)/starch composites incorporating plasticisers and bioglass possess great potential for applications in musculoskeletal tissue repair.

In addition to rigid and strong mechanical structures useful as tissue scaffolds, flexible polymers also find use in biomedical applications, especially in cases in which it is difficult to insert biomedical implants in the human body due to obstruction by organs, bones and veins or in sensitive areas such as the eyes or arteries. In these cases, flexible shape-memory materials can offer advantages over rigid structures, as they can be folded, deformed and subsequently introduced, *e.g.* through small catheters, where they can recover their original shape once placed in the desired location and orientation.⁴³⁹ Within this group of materials, polyurethanes exhibiting shape-memory have been investigated for utilisation in endovascular intervention procedures.⁴³⁹ Shape-memory polyurethanes based on polycarbonate polyols (see also section 3.4.3) have also been reported.³⁴⁷ Star-type oligo(carbonate-ether)s with three arms were synthesised *via* the reaction of CO₂ and propylene oxide in the presence of trimesic acid as an initiation-transfer agent.³⁴⁶ Consecutive reaction of these triol compounds with polyethylene glycol and 1,6-hexamethylene diisocyanate afforded crosslinked CO₂-based polyurethane networks.³⁴⁷ Shape-memory tests showed that by tuning the molecular composition it was possible to obtain polyurethane networks that after deformation almost immediately recovered their original structure upon immersion in water at 70 °C.



Furthermore, initial cytotoxicity tests indicated that the shape-memory polymer possesses good biocompatibility.

In addition to the utilisation of CO₂-based polycarbonates in tissue engineering, research has also been devoted to the exploration of these polymers in pharmaceutical applications such as drug delivery^{440,441} and tumour imaging.⁴¹⁵ A poly(carbonate-ester) synthesised *via* terpolymerisation of CO₂, 1,2-butylene oxide and ϵ -caprolactone was examined as carrier for the antibiotic drug pazufloxacin mesilate.⁴⁴⁰ The drug release rate could be tuned by varying the carbonate/ester ratio: both faster hydrolytic degradation as well as higher drug release rates were observed for poly(carbonate-ester)s with higher ϵ -caprolactone content. Similar trends in drug release behaviour were observed for poly(carbonate-ester)s synthesised from CO₂, propylene oxide and ϵ -caprolactone carrying the insecticide imidacloprid.⁴⁴¹ This can be ascribed to the higher hydrolytic degradation rate of the ester blocks compared to the carbonate blocks. In recent work, an amphiphilic polycarbonate based on the triblock copolymer poly(allyl glycidyl ether carbonate)-poly(propylene carbonate)-poly(allyl glycidyl ether carbonate) was functionalised and labelled with gadolinium as MRI contrast agent.⁴¹⁵ The resulting polymer micelles were evaluated for utilisation in tumour imaging. While *in vitro* investigations indicated that the polycarbonate/gadolinium micelles degraded into non-toxic products, *in vivo* experiments showed that the polymer micelles were cleared from the body within 72 h without any evidence of toxicity. Furthermore, the polycarbonate-based contrast agent showed superior MRI imaging capability compared to a commercial gadolinium contrast agent.

For the sake of completeness, it should be noted that not all polycarbonates that can be potentially employed in biomedical applications are synthesised *via* polymerisation of CO₂ and epoxides, as aliphatic polymeric carbonates can also be produced *via* ring-opening polymerisation of six-membered cyclic carbonates.^{442–445} *Via* this method several functional groups that are useful in biomedical applications can be incorporated in the polycarbonates,^{442–446} with potential applications including drug and gene delivery^{447–449} and antibacterial/antifouling coatings for medical devices.⁴⁵⁰ These six-membered cyclic carbonates can still be derived from CO₂ *via* two pathways: (1) synthesis of a five-membered cyclic carbonate through the reaction between CO₂ and an epoxide, followed by transcarbonation with a 1,3-diol (see section 3.1). However, this route requires multiple reaction steps and will be hampered by the possible presence of other protic functionalities in the diol compound (*i.e.* hydroxyl or amino groups); (2) direct reaction of CO₂ with an oxetane to form a six-membered cyclic carbonate, which is typically more difficult due to the lower accessibility and reactivity of oxetanes compared to epoxides.⁴²

3.7. Other applications of CO₂-based polycarbonates

In addition to the application of CO₂-based polymeric carbonates in the major fields discussed in sections 3.4–3.6 (*i.e.* polymer products, battery applications and biomedical appli-

cations), these polycarbonates also find use in other applications. While some of these are yet of mere academic interest, others have already reached commercial status. Examples of the latter include the use of poly(propylene carbonate) and poly(cyclohexene carbonate) as sacrificial binder material in the production of ceramics and adhesives,^{15,242,451} owing to the clean and controllable thermal decomposition of these polycarbonates at temperatures below 300 °C. In recent years, Novomer investigated the end-chain modification of poly(propylene carbonate) and poly(ethylene carbonate) to incorporate functional groups and the use of these polycarbonates in block-copolymers with hydrophilic polymers.^{274,362,452} The obtained polymers were studied as drop-in alternatives to conventional polymers such as polypropylene and polystyrene.¹⁷ Another application for which poly(propylene carbonate) is considered of commercial interest is as packaging material, especially when the poly(propylene carbonate) chains have low ether linkage content and high head-to-tail ratio, which results in improved processability.⁴⁵³ Packaging material for food and medical devices is of particular interest, as it was observed that the mechanical properties (*i.e.* tensile modulus, ultimate strength and tear resistance) of poly(propylene carbonate) are comparable yet slightly better than those of low-density polyethylene, whereas the permeability to oxygen and water is remarkably lower.^{267,454} The excellent barrier properties for oxygen and water also creates potential for poly(propylene carbonate)s to be used as barrier adhesive in oxygen- and water-resistant materials.^{255,455} In contrast, poly(limonene carbonate) possesses very high gas permeability, which, combined with its relatively good mechanical properties, transparency and thermal insulation properties, renders it potentially suitable for application as “breathing glass” in energy-efficient buildings or in greenhouses, providing passive ventilation through these windows and thereby eliminating the need for additional ventilation systems.⁴⁵⁶

4. Concluding remarks and perspectives

The synthesis of cyclic and polymeric carbonates *via* the reaction of CO₂ with epoxides is a thriving pathway for the fixation of CO₂ into valuable products, both from an academic as well as an industrial point of view. In the last decades, numerous homogeneous and heterogeneous catalytic systems (or combinations of the two) have been developed for this reaction, thus enabling the reaction of carbon dioxide with a wide array of epoxides, with high yields and selectivities towards either the cyclic carbonate or the polycarbonate products. Future advancements within CO₂/epoxide catalysis will probably bring forth novel systems in the relatively new field of metal-free organocatalysis, as well as catalytic systems that are able to convert typically challenging substrates such as bio-based epoxides and functional epoxides. Both these advancements would further increase the green character of this reaction. In the perspective of commercial application, another challenge



will be to develop robust and reusable catalysts that are able to perform under the often less-than-ideal conditions of industrial process (e.g. impurities in the CO₂ feed), while still maintaining high activity and selectivity. Another challenge related to catalyst design will lie in developing multifunctional catalytic systems that are able to promote both the reaction between CO₂ and epoxides and the prior epoxidation of the corresponding alkene with high activity and selectivity, in order to allow the one-pot synthesis of cyclic and polymeric carbonates from alkenes. This combined pathway would be advantageous from a green chemistry point of view since it would allow to avoid handling of toxic epoxides and would result in improved process efficiency.

The products of the reaction between CO₂ and epoxides, *i.e.* cyclic carbonates and polycarbonates, have been extensively studied with regard to their potential applications. One of the earliest and possibly largest applications of cyclic carbonates (mainly ethylene carbonate and propylene carbonate) is as electrolyte components in lithium-ion batteries, which was already commercialised almost three decades ago. On the other hand, the use of CO₂-based polycarbonates in solid polymer electrolytes is still limited by unsatisfactory ionic conductivities and insufficient lithium transference numbers at ambient temperatures. The incorporation of additives such as inorganic fillers or ionic liquids may enhance these properties, though the influence of such additives still needs to be rationalised and controlled. Gel polymer electrolytes incorporating polycarbonates already possess electrochemical and mechanical properties that are suitable for practical application in lithium-ion batteries, but safety concerns related to the presence of flammable solvents still need to be tackled.

Another example of industrial application of cyclic carbonates is the Asahi Kasei process to produce bisphenol-A-based polycarbonates from ethylene carbonate as starting material,²²⁷ which received numerous rewards due to its several assets from the point of view of green chemistry. The industrial application of this process has been expanding in recent years, being estimated to soon reach an annual worldwide production capacity of 1 million tonnes of non-phosgene bisphenol-A-based polycarbonate. Also CO₂-based polycarbonates have found industrial application in the field of polymer products, namely with their use as polyols in polyurethane production, which has been commercialised by Covestro with an annual capacity of 5000 tonnes of CO₂-based polycarbonate polyols.³⁴⁰ The tuneable thermal, chemical, mechanical and biodegradable properties of CO₂-based polycarbonates offer many opportunities for developing sustainable functional materials with potential in biomedical and pharmaceutical applications. However, on the road to commercialisation there is a need for more comprehensive, systematic studies in which both the functional properties of the employed polycarbonate systems (e.g. mechanical strength) and their biocompatibility and biodegradability are fully assessed.

When considering the current commercialised applications of CO₂-based cyclic and polymeric carbonates, it can be seen that the epoxide starting materials employed in most cases

(*i.e.* ethylene oxide and propylene oxide) are currently produced from fossil feedstock. A crucial future challenge will lie in replacing these petroleum-based epoxides with bio-based substitutes, while still maintaining the characteristics of the carbonate products that makes them suitable for their specific applications, *e.g.*, high ionic conductivity in the case of cyclic or polymeric carbonates as components of battery electrolytes, appropriate thermal and mechanical properties in the case of polycarbonates in polymer products such as polyurethane foams, and proper biocompatibility in the case of polycarbonates as tissue scaffolds in biomedical applications. In order to attain these properties, various strategies discussed in this review can be followed, including reaction during or after formation of the carbonate products with other compounds (e.g. transcarbonation reactions of cyclic carbonates or block-copolymerisation of polycarbonates with other polymers), blending of the carbonate products with other materials and modification to introduce functional groups. The extent to which petroleum-based epoxides can be substituted by bio-based alternatives will also depend on the availability of the latter and, hence, the costs associated with the production of these compounds. In addition, although CO₂-based polycarbonates are typically biodegradable, recycling of these materials is preferred from a circular economy point of view. In general, a life-cycle analysis using a cradle-to-grave approach (or even better a cradle-to-cradle approach) that takes into account the nature of the raw materials, how these are produced, how they are converted and whether the final products can be recycled will be essential to evaluate the potential commercialisation of new products based on CO₂-based cyclic and polymeric carbonates. Although the path towards the substitution of fossil-based chemical products with renewable alternatives is still difficult and uncertain, this review highlighted the potential of CO₂-based cyclic and polymeric carbonates to contribute to this crucial target for our planet.

Conflicts of interest

The authors state that there are no conflicts to declare.

Notes and references

- 1 P. Anastas and N. Eghbali, *Chem. Soc. Rev.*, 2010, **39**, 301–312.
- 2 D. J. Darensbourg, *Chem. Rev.*, 2007, **107**, 2388–2410.
- 3 Q. Liu, L. Wu, R. Jackstell and M. Beller, *Nat. Commun.*, 2015, **6**, 5933.
- 4 M. R. Kember, A. Buchard and C. K. Williams, *Chem. Commun.*, 2011, **47**, 141–163.
- 5 J. G. J. Olivier, G. Janssens-Maenhout, M. Muntean and J. A. H. W. Peters, *Trends in global CO₂ emissions: 2016 report*, The Hague: PBL Netherlands Environmental Assessment Agency, Ispra: European Commission, Joint Research Centre, 2016.



- 6 S. Klaus, M. W. Lehenmeier, C. E. Anderson and B. Rieger, *Coord. Chem. Rev.*, 2011, **255**, 1460–1479.
- 7 *Climate change 2007: the physical science basis: contribution of Working Group I to the Fourth Assessment Report of the Intergovernmental Panel on Climate Change*, ed. S. Solomon, Cambridge University Press, Cambridge, 2007.
- 8 IEA, *CO₂ emissions from fuel combustion 2016*, OECD Publishing, Paris, 2016.
- 9 B. Diczfalussy and M. Wråke, *Energy Technology Perspectives 2012: Pathways to a Clean Energy System*, Organisation for Economic Cooperation and Development (OECD), International Energy Agency (IEA), Paris, 2012.
- 10 D. Y. C. Leung, G. Caramanna and M. M. Maroto-Valer, *Renewable Sustainable Energy Rev.*, 2014, **39**, 426–443.
- 11 S. Anderson and R. Newell, *Annu. Rev. Environ. Resour.*, 2004, **29**, 109–142.
- 12 M. Peters, B. Köhler, W. Kuckshinrichs, W. Leitner, P. Markewitz and T. E. Müller, *ChemSusChem*, 2011, **4**, 1216–1240.
- 13 R. Martin and A. W. Kleij, *ChemSusChem*, 2011, **4**, 1259–1263.
- 14 P. P. Pescarmona and M. Taherimehr, *Catal. Sci. Technol.*, 2012, **2**, 2169.
- 15 G. W. Coates and D. R. Moore, *Angew. Chem., Int. Ed.*, 2004, **43**, 6618–6639.
- 16 M. North, R. Pasquale and C. Young, *Green Chem.*, 2010, **12**, 1514.
- 17 M. Taherimehr and P. P. Pescarmona, *J. Appl. Polym. Sci.*, 2014, **131**, 41141.
- 18 C. J. Whiteoak, N. Kielland, V. Laserna, F. Castro-Gómez, E. Martin, E. C. Escudero-Adán, C. Bo and A. W. Kleij, *Chem. – Eur. J.*, 2014, **20**, 2264–2275.
- 19 M. Taherimehr, S. M. Al-Amsyar, C. J. Whiteoak, A. W. Kleij and P. P. Pescarmona, *Green Chem.*, 2013, **15**, 3083.
- 20 W. C. Chueh, C. Falter, M. Abbott, D. Scipio, P. Furler, S. M. Haile and A. Steinfeld, *Science*, 2010, **330**, 1797–1801.
- 21 D. T. Whipple and P. J. A. Kenis, *J. Phys. Chem. Lett.*, 2010, **1**, 3451–3458.
- 22 B. Kumar, M. Llorente, J. Froehlich, T. Dang, A. Sathrum and C. P. Kubiak, *Annu. Rev. Phys. Chem.*, 2012, **63**, 541–569.
- 23 K. M. K. Yu, I. Curcic, J. Gabriel and S. C. E. Tsang, *ChemSusChem*, 2008, **1**, 893–899.
- 24 C. Maeda, Y. Miyazaki and T. Ema, *Catal. Sci. Technol.*, 2014, **4**, 1482.
- 25 C. Schild, A. Wokaun, R. A. Koeppel and A. Baiker, *J. Phys. Chem.*, 1991, **95**, 6341–6346.
- 26 G. Garbarino, P. Riani, L. Magistri and G. Busca, *Int. J. Hydrogen Energy*, 2014, **39**, 11557–11565.
- 27 W. Wang, S. Wang, X. Ma and J. Gong, *Chem. Soc. Rev.*, 2011, **40**, 3703–3727.
- 28 W.-H. Chen, M.-R. Lin, J.-J. Lu, Y. Chao and T.-S. Leu, *Int. J. Hydrogen Energy*, 2010, **35**, 11787–11797.
- 29 T. L. LeValley, A. R. Richard and M. Fan, *Int. J. Hydrogen Energy*, 2014, **39**, 16983–17000.
- 30 M. Ni, M. K. H. Leung, D. Y. C. Leung and K. Sumathy, *Renewable Sustainable Energy Rev.*, 2007, **11**, 401–425.
- 31 J. D. Holladay, J. Hu, D. L. King and Y. Wang, *Catal. Today*, 2009, **139**, 244–260.
- 32 S. Nahar, M. Zain, A. Kadhum, H. Hasan and M. Hasan, *Materials*, 2017, **10**, 629.
- 33 J. Qiao, Y. Liu, F. Hong and J. Zhang, *Chem. Soc. Rev.*, 2014, **43**, 631–675.
- 34 T. Sakakura, J.-C. Choi and H. Yasuda, *Chem. Rev.*, 2007, **107**, 2365–2387.
- 35 M. Aresta, A. Dibenedetto and A. Angelini, *Chem. Rev.*, 2014, **114**, 1709–1742.
- 36 J. R. Ochoa-Gómez, O. Gómez-Jiménez-Aberasturi, B. Maestro-Madurga, A. Pesquera-Rodríguez, C. Ramírez-López, L. Lorenzo-Ibarreta, J. Torrecilla-Soria and M. C. Villarán-Velasco, *Appl. Catal., A*, 2009, **366**, 315–324.
- 37 S. Inoue, H. Koinuma and T. Tsuruta, *J. Polym. Sci., Part C: Polym. Lett.*, 1969, **7**, 287–292.
- 38 R. van Eldik and M. Aresta, *CO₂ Chemistry*, Elsevier Science, Waltham, 2014.
- 39 D. R. Moore, M. Cheng, E. B. Lobkovsky and G. W. Coates, *J. Am. Chem. Soc.*, 2003, **125**, 11911–11924.
- 40 M. North and R. Pasquale, *Angew. Chem., Int. Ed.*, 2009, **121**, 2990–2992.
- 41 D. J. Darensbourg and M. W. Holtcamp, *Coord. Chem. Rev.*, 1996, **153**, 155–174.
- 42 G. Fiorani, W. Guo and A. W. Kleij, *Green Chem.*, 2015, **17**, 1375–1389.
- 43 C. Martín, G. Fiorani and A. W. Kleij, *ACS Catal.*, 2015, **5**, 1353–1370.
- 44 D.-H. Lan, N. Fan, Y. Wang, X. Gao, P. Zhang, L. Chen, C.-T. Au and S.-F. Yin, *Chin. J. Catal.*, 2016, **37**, 826–845.
- 45 J. W. Comerford, I. D. V. Ingram, M. North and X. Wu, *Green Chem.*, 2015, **17**, 1966–1987.
- 46 Q. He, J. W. O'Brien, K. A. Kitselman, L. E. Tompkins, G. C. T. Curtis and F. M. Kerton, *Catal. Sci. Technol.*, 2014, **4**, 1513–1528.
- 47 A. Decortes, A. M. Castilla and A. W. Kleij, *Angew. Chem., Int. Ed.*, 2010, **49**, 9822–9837.
- 48 M. Cokoja, M. E. Wilhelm, M. H. Anthofer, W. A. Herrmann and F. E. Kühn, *ChemSusChem*, 2015, **8**, 2436–2454.
- 49 V. B. Saptal and B. M. Bhanage, *Curr. Opin. Green Sustainable Chem.*, 2017, **3**, 1–10.
- 50 R. R. Shaikh, S. Pornpraprom and V. D'Elia, *ACS Catal.*, 2018, **8**, 419–450.
- 51 S. Paul, Y. Zhu, C. Romain, R. Brooks, P. K. Saini and C. K. Williams, *Chem. Commun.*, 2015, **51**, 6459–6479.
- 52 C. Romain, A. Thevenon, P. K. Saini and C. K. Williams, in *Carbon Dioxide and Organometallics*, ed. X.-B. Lu, Springer International Publishing, Cham, 2015, vol. 53, pp. 101–141.
- 53 G. Trott, P. K. Saini and C. K. Williams, *Philos. Trans. R. Soc., A*, 2016, **374**, 20150085.



- 54 H. Sugimoto and S. Inoue, *J. Polym. Sci., Part A: Polym. Chem.*, 2004, **42**, 5561–5573.
- 55 S. J. Poland and D. J. Darensbourg, *Green Chem.*, 2017, **19**, 4990–5011.
- 56 B.-H. Xu, J.-Q. Wang, J. Sun, Y. Huang, J.-P. Zhang, X.-P. Zhang and S.-J. Zhang, *Green Chem.*, 2015, **17**, 108–122.
- 57 H.-Y. Ju, M.-D. Manju, K.-H. Kim, S.-W. Park and D.-W. Park, *J. Ind. Eng. Chem.*, 2008, **14**, 157–160.
- 58 V. Caló, A. Nacci, A. Monopoli and A. Fanizzi, *Org. Lett.*, 2002, **4**, 2561–2563.
- 59 C. A. Montoya, A. B. Paninho, P. M. Felix, M. E. Zakrzewska, J. Vital, V. Najdanovic-Visak and A. V. M. Nunes, *J. Supercrit. Fluids*, 2015, **100**, 155–159.
- 60 P. Mazo and L. Rios, *J. Am. Oil Chem. Soc.*, 2013, **90**, 725–730.
- 61 L. A. Bivona, O. Fichera, L. Fusaro, F. Giacalone, M. Buaki-Sogo, M. Gruttadauria and C. Aprile, *Catal. Sci. Technol.*, 2015, **5**, 5000–5007.
- 62 W. N. Sit, S. M. Ng, K. Y. Kwong and C. P. Lau, *J. Org. Chem.*, 2005, **70**, 8583–8586.
- 63 R. A. Shiels and C. W. Jones, *J. Mol. Catal. A: Chem.*, 2007, **261**, 160–166.
- 64 K. R. Roshan, R. A. Palissery, A. C. Kathalikkattil, R. Babu, G. Mathai, H.-S. Lee and D.-W. Park, *Catal. Sci. Technol.*, 2016, **6**, 3997–4004.
- 65 C. J. Whiteoak, A. Nova, F. Maseras and A. W. Kleij, *ChemSusChem*, 2012, **5**, 2032–2038.
- 66 A. Buonerba, A. De Nisi, A. Grassi, S. Milione, C. Capacchione, S. Vagin and B. Rieger, *Catal. Sci. Technol.*, 2015, **5**, 118–123.
- 67 C. J. Whiteoak, E. Martin, M. M. Belmonte, J. Benet-Buchholz and A. W. Kleij, *Adv. Synth. Catal.*, 2012, **354**, 469–476.
- 68 T. Aida and S. Inoue, *J. Am. Chem. Soc.*, 1983, **105**, 1304–1309.
- 69 T. Aida, M. Ishikawa and S. Inoue, *Macromolecules*, 1986, **19**, 8–13.
- 70 W. J. Kruper and D. D. Dellar, *J. Org. Chem.*, 1995, **60**, 725–727.
- 71 S. Mang, A. I. Cooper, M. E. Colclough, N. Chauhan and A. B. Holmes, *Macromolecules*, 2000, **33**, 303–308.
- 72 R. L. Paddock, Y. Hiyama, J. M. McKay and S. T. Nguyen, *Tetrahedron Lett.*, 2004, **45**, 2023–2026.
- 73 H. Sugimoto and K. Kuroda, *Macromolecules*, 2008, **41**, 312–317.
- 74 T. Ema, Y. Miyazaki, S. Koyama, Y. Yano and T. Sakai, *Chem. Commun.*, 2012, **48**, 4489.
- 75 T. Ema, Y. Miyazaki, J. Shimonishi, C. Maeda and J. Hasegawa, *J. Am. Chem. Soc.*, 2014, **136**, 15270–15279.
- 76 R. L. Paddock and S. T. Nguyen, *J. Am. Chem. Soc.*, 2001, **123**, 11498–11499.
- 77 D. J. Darensbourg and J. C. Yarbrough, *J. Am. Chem. Soc.*, 2002, **124**, 6335–6342.
- 78 X.-B. Lu, R. He and C.-X. Bai, *J. Mol. Catal. A: Chem.*, 2002, **186**, 1–11.
- 79 Z. Qin, C. M. Thomas, S. Lee and G. W. Coates, *Angew. Chem., Int. Ed.*, 2003, **42**, 5484–5487.
- 80 R. L. Paddock and S. T. Nguyen, *Chem. Commun.*, 2004, 1622.
- 81 A. Decortes, M. Martínez Belmonte, J. Benet-Buchholz and A. W. Kleij, *Chem. Commun.*, 2010, **46**, 4580.
- 82 W. Xia, K. A. Salmeia, S. I. Vagin and B. Rieger, *Chem. – Eur. J.*, 2015, **21**, 4384–4390.
- 83 M. Cheng, E. B. Lobkovsky and G. W. Coates, *J. Am. Chem. Soc.*, 1998, **120**, 11018–11019.
- 84 M. Cheng, D. R. Moore, J. J. Reczek, B. M. Chamberlain, E. B. Lobkovsky and G. W. Coates, *J. Am. Chem. Soc.*, 2001, **123**, 8738–8749.
- 85 D. R. Moore, M. Cheng, E. B. Lobkovsky and G. W. Coates, *Angew. Chem., Int. Ed.*, 2002, **41**, 2599–2602.
- 86 J. G. Kim, C. D. Cowman, A. M. LaPointe, U. Wiesner and G. W. Coates, *Macromolecules*, 2011, **44**, 1110–1113.
- 87 C. M. Byrne, S. D. Allen, E. B. Lobkovsky and G. W. Coates, *J. Am. Chem. Soc.*, 2004, **126**, 11404–11405.
- 88 M. R. Kember, P. D. Knight, P. T. R. Reung and C. K. Williams, *Angew. Chem., Int. Ed.*, 2009, **48**, 931–933.
- 89 F. Jutz, A. Buchard, M. R. Kember, S. B. Fredriksen and C. K. Williams, *J. Am. Chem. Soc.*, 2011, **133**, 17395–17405.
- 90 A. Buchard, M. R. Kember, K. G. Sandeman and C. K. Williams, *Chem. Commun.*, 2011, **47**, 212–214.
- 91 M. R. Kember and C. K. Williams, *J. Am. Chem. Soc.*, 2012, **134**, 15676–15679.
- 92 C. J. Whiteoak, N. Kielland, V. Laserna, E. C. Escudero-Adán, E. Martin and A. W. Kleij, *J. Am. Chem. Soc.*, 2013, **135**, 1228–1231.
- 93 J. González-Fabra, F. Castro-Gómez, A. W. Kleij and C. Bo, *ChemSusChem*, 2017, **10**, 1233–1240.
- 94 L. Peña Carrodeguas, J. González-Fabra, F. Castro-Gómez, C. Bo and A. W. Kleij, *Chem. – Eur. J.*, 2015, **21**, 6115–6122.
- 95 K. S. Smith and H. L. Huyck, *Environ. Geochem. Miner. Depos.*, 1999, **6**, 29–70.
- 96 H. Büttner, K. Lau, A. Spannenberg and T. Werner, *ChemCatChem*, 2015, **7**, 459–467.
- 97 C. Carvalho Rocha, T. Onfroy, J. Pilmé, A. Denicourt-Nowicki, A. Roucoux and F. Launay, *J. Catal.*, 2016, **333**, 29–39.
- 98 A. J. R. Amaral, J. F. J. Coelho and A. C. Serra, *Tetrahedron Lett.*, 2013, **54**, 5518–5522.
- 99 K. R. Roshan, T. Jose, D. Kim, K. A. Cherian and D. W. Park, *Catal. Sci. Technol.*, 2014, **4**, 963–970.
- 100 H. Büttner, J. Steinbauer and T. Werner, *ChemSusChem*, 2015, **8**, 2655–2669.
- 101 T. Werner and H. Büttner, *ChemSusChem*, 2014, **7**, 3268–3271.
- 102 J. Sun, S. Zhang, W. Cheng and J. Ren, *Tetrahedron Lett.*, 2008, **49**, 3588–3591.
- 103 M. H. Anthofer, M. E. Wilhelm, M. Cokoja, M. Drees, W. A. Herrmann and F. E. Kühn, *ChemCatChem*, 2015, **7**, 94–98.
- 104 M. Liu, L. Liang, X. Li, X. Gao and J. Sun, *Green Chem.*, 2016, **18**, 2851–2863.



- 105 Z. Zhang, F. Fan, H. Xing, Q. Yang, Z. Bao and Q. Ren, *ACS Sustainable Chem. Eng.*, 2017, **5**, 2841–2846.
- 106 J. Ma, J. Liu, Z. Zhang and B. Han, *Green Chem.*, 2012, **14**, 2410–2420.
- 107 M. Alves, B. Grignard, S. Gennen, R. Mereau, C. Detrembleur, C. Jerome and T. Tassaing, *Catal. Sci. Technol.*, 2015, **5**, 4636–4643.
- 108 S. Sopena, G. Fiorani, C. Martín and A. W. Kleij, *ChemSusChem*, 2015, **8**, 3248–3254.
- 109 J. Sun, J. Ren, S. Zhang and W. Cheng, *Tetrahedron Lett.*, 2009, **50**, 423–426.
- 110 Y.-M. Shen, W.-L. Duan and M. Shi, *Adv. Synth. Catal.*, 2003, **345**, 337–340.
- 111 J.-Q. Wang, J. Sun, W.-G. Cheng, K. Dong, X.-P. Zhang and S.-J. Zhang, *Phys. Chem. Chem. Phys.*, 2012, **14**, 11021.
- 112 A. M. Hardman-Baldwin and A. E. Mattson, *ChemSusChem*, 2014, **7**, 3275–3278.
- 113 S. Gennen, M. Alves, R. Méreau, T. Tassaing, B. Gilbert, C. Detrembleur, C. Jerome and B. Grignard, *ChemSusChem*, 2015, **8**, 1845–1849.
- 114 M. Alves, R. Méreau, B. Grignard, C. Detrembleur, C. Jerome and T. Tassaing, *RSC Adv.*, 2016, **6**, 36327–36335.
- 115 J. Wang and Y. Zhang, *ACS Catal.*, 2016, **6**, 4871–4876.
- 116 X.-F. Liu, Q.-W. Song, S. Zhang and L.-N. He, *Catal. Today*, 2016, **263**, 69–74.
- 117 N. Aoyagi, Y. Furusho and T. Endo, *Tetrahedron Lett.*, 2013, **54**, 7031–7034.
- 118 L. Martínez-Rodríguez, J. Otorola Garmilla and A. W. Kleij, *ChemSusChem*, 2016, **9**, 749–755.
- 119 D. Zhang, S. K. Boopathi, N. Hadjichristidis, Y. Gnanou and X. Feng, *J. Am. Chem. Soc.*, 2016, **138**, 11117–11120.
- 120 P. Agrigento, S. M. Al-Amsyar, B. Sorée, M. Taherimehr, M. Gruttadauria, C. Aprile and P. P. Pescarmona, *Catal. Sci. Technol.*, 2014, **4**, 1598–1607.
- 121 Y. Xie, Z. Zhang, T. Jiang, J. He, B. Han, T. Wu and K. Ding, *Angew. Chem., Int. Ed.*, 2007, **119**, 7393–7396.
- 122 C. Aprile, F. Giacalone, P. Agrigento, L. F. Liotta, J. A. Martens, P. P. Pescarmona and M. Gruttadauria, *ChemSusChem*, 2011, **4**, 1830–1837.
- 123 J.-Q. Wang, X.-D. Yue, F. Cai and L.-N. He, *Catal. Commun.*, 2007, **8**, 167–172.
- 124 L. Han, S.-W. Park and D.-W. Park, *Energy Environ. Sci.*, 2009, **2**, 1286.
- 125 W. Cheng, X. Chen, J. Sun, J. Wang and S. Zhang, *Catal. Today*, 2013, **200**, 117–124.
- 126 S. Udayakumar, M. Lee, H. Shim, S. Park and D. Park, *Catal. Commun.*, 2009, **10**, 659–664.
- 127 C. Calabrese, L. F. Liotta, E. Carbonell, F. Giacalone, M. Gruttadauria and C. Aprile, *ChemSusChem*, 2017, **10**, 1202–1209.
- 128 S. Ghazali-Esfahani, H. Song, E. Păunescu, F. D. Bobbink, H. Liu, Z. Fei, G. Laurency, M. Bagherzadeh, N. Yan and P. J. Dyson, *Green Chem.*, 2013, **15**, 1584.
- 129 Y. Du, F. Cai, D.-L. Kong and L.-N. He, *Green Chem.*, 2005, **7**, 518.
- 130 J.-Q. Wang, D.-L. Kong, J.-Y. Chen, F. Cai and L.-N. He, *J. Mol. Catal. A: Chem.*, 2006, **249**, 143–148.
- 131 Q. Zhang, S. Zhang and S. Li, *Macromolecules*, 2012, **45**, 2981–2988.
- 132 K. M. K. Yu, I. Curcic, J. Gabriel, H. Morganstewart and S. C. Tsang, *J. Phys. Chem. A*, 2010, **114**, 3863–3872.
- 133 S. R. Jagtap, V. P. Raje, S. D. Samant and B. M. Bhanage, *J. Mol. Catal. A: Chem.*, 2007, **266**, 69–74.
- 134 A. Barbarini, R. Maggi, A. Mazzacani, G. Mori, G. Sartori and R. Sartorio, *Tetrahedron Lett.*, 2003, **44**, 2931–2934.
- 135 J. Song, Z. Zhang, S. Hu, T. Wu, T. Jiang and B. Han, *Green Chem.*, 2009, **11**, 1031.
- 136 W.-Y. Gao, Y. Chen, Y. Niu, K. Williams, L. Cash, P. J. Perez, L. Wojtas, J. Cai, Y.-S. Chen and S. Ma, *Angew. Chem., Int. Ed.*, 2014, **53**, 2615–2619.
- 137 M. North, P. Villuendas and C. Young, *Chem. – Eur. J.*, 2009, **15**, 11454–11457.
- 138 M. Liu, B. Liu, L. Liang, F. Wang, L. Shi and J. Sun, *J. Mol. Catal. A: Chem.*, 2016, **418–419**, 78–85.
- 139 J. Meléndez, M. North and P. Villuendas, *Chem. Commun.*, 2009, 2577.
- 140 H. He, J. A. Perman, G. Zhu and S. Ma, *Small*, 2016, **12**, 6309–6324.
- 141 M. H. Beyzavi, C. J. Stephenson, Y. Liu, O. Karagiari, J. T. Hupp and O. K. Farha, *Front. Energy Res.*, 2015, **2**, 63.
- 142 M. Taherimehr, B. Van de Voorde, L. H. Wee, J. A. Martens, D. E. De Vos and P. P. Pescarmona, *ChemSusChem*, 2017, **10**, 1283–1291.
- 143 O. V. Zalomaeva, A. M. Chibiryayev, K. A. Kovalenko, O. A. Kholdeeva, B. S. Balzhinimaev and V. P. Fedin, *J. Catal.*, 2013, **298**, 179–185.
- 144 R. Babu, A. C. Kathalikkattil, R. Roshan, J. Tharun, D.-W. Kim and D.-W. Park, *Green Chem.*, 2016, **18**, 232–242.
- 145 L. Liu, S.-M. Wang, Z.-B. Han, M. Ding, D.-Q. Yuan and H.-L. Jiang, *Inorg. Chem.*, 2016, **55**, 3558–3565.
- 146 Z.-R. Jiang, H. Wang, Y. Hu, J. Lu and H.-L. Jiang, *ChemSusChem*, 2015, **8**, 878–885.
- 147 V. Guillerme, Ł. J. Weseliński, Y. Belmabkhout, A. J. Cairns, V. D'Elia, Ł. Wojtas, K. Adil and M. Eddaoudi, *Nat. Chem.*, 2014, **6**, 673–680.
- 148 D. Feng, W.-C. Chung, Z. Wei, Z.-Y. Gu, H.-L. Jiang, Y.-P. Chen, D. J. Darensbourg and H.-C. Zhou, *J. Am. Chem. Soc.*, 2013, **135**, 17105–17110.
- 149 C. M. Miralda, E. E. Macias, M. Zhu, P. Ratnasamy and M. A. Carreon, *ACS Catal.*, 2012, **2**, 180–183.
- 150 B. Mousavi, S. Chaemchuen, B. Moosavi, Z. Luo, N. Gholampour and F. Verpoort, *New J. Chem.*, 2016, **40**, 5170–5176.
- 151 L. Yang, L. Yu, G. Diao, M. Sun, G. Cheng and S. Chen, *J. Mol. Catal. A: Chem.*, 2014, **392**, 278–283.
- 152 J. Tharun, G. Mathai, A. C. Kathalikkattil, R. Roshan, Y.-S. Won, S. J. Cho, J.-S. Chang and D.-W. Park, *ChemPlusChem*, 2015, **80**, 715–721.
- 153 H.-Y. Cho, D.-A. Yang, J. Kim, S.-Y. Jeong and W.-S. Ahn, *Catal. Energy Environ. Technol. 13th Korea-Jpn. Symp. Catal.*, 2012, **185**, 35–40.



- 154 J. Tharun, K.-M. Bhin, R. Roshan, D. W. Kim, A. C. Kathalikkattil, R. Babu, H. Y. Ahn, Y. S. Won and D.-W. Park, *Green Chem.*, 2016, **18**, 2479–2487.
- 155 T. Jose, Y. Hwang, D.-W. Kim, M.-I. Kim and D.-W. Park, *Catal. Today*, 2015, **245**, 61–67.
- 156 X. Zhou, Y. Zhang, X. Yang, L. Zhao and G. Wang, *J. Mol. Catal. A: Chem.*, 2012, **361–362**, 12–16.
- 157 D. Ma, B. Li, K. Liu, X. Zhang, W. Zou, Y. Yang, G. Li, Z. Shi and S. Feng, *J. Mater. Chem. A*, 2015, **3**, 23136–23142.
- 158 A. C. Kathalikkattil, R. Babu, J. Tharun, R. Roshan and D.-W. Park, *Catal. Surv. Asia*, 2015, **19**, 223–235.
- 159 W.-Y. Gao, C.-Y. Tsai, L. Wojtas, T. Thiounn, C.-C. Lin and S. Ma, *Inorg. Chem.*, 2016, **55**, 7291–7294.
- 160 P.-Z. Li, X.-J. Wang, J. Liu, J. S. Lim, R. Zou and Y. Zhao, *J. Am. Chem. Soc.*, 2016, **138**, 2142–2145.
- 161 W. Wang, Y. Wang, C. Li, L. Yan, M. Jiang and Y. Ding, *ACS Sustainable Chem. Eng.*, 2017, **5**, 4523–4528.
- 162 Y. Chen, R. Luo, Q. Xu, J. Jiang, X. Zhou and H. Ji, *ChemSusChem*, 2017, **10**, 2534–2541.
- 163 C. Li, W. Wang, L. Yan, Y. Wang, M. Jiang and Y. Ding, *J. Mater. Chem. A*, 2016, **4**, 16017–16027.
- 164 H. Li, C. Li, J. Chen, L. Liu and Q. Yang, *Chem. – Asian J.*, 2017, **12**, 1095–1103.
- 165 Z. Dai, Q. Sun, X. Liu, C. Bian, Q. Wu, S. Pan, L. Wang, X. Meng, F. Deng and F.-S. Xiao, *J. Catal.*, 2016, **338**, 202–209.
- 166 J. Chun, S. Kang, N. Kang, S. M. Lee, H. J. Kim and S. U. Son, *J. Mater. Chem. A*, 2013, **1**, 5517.
- 167 Y. Chen, R. Luo, Q. Xu, W. Zhang, X. Zhou and H. Ji, *ChemCatChem*, 2017, **9**, 767–773.
- 168 Y. Xie, T.-T. Wang, X.-H. Liu, K. Zou and W.-Q. Deng, *Nat. Commun.*, 2013, **4**, 1960.
- 169 T. Takahashi, T. Watahiki, S. Kitazume, H. Yasuda and T. Sakakura, *Chem. Commun.*, 2006, 1664.
- 170 J. Sun, W. Cheng, W. Fan, Y. Wang, Z. Meng and S. Zhang, *Catal. Today*, 2009, **148**, 361–367.
- 171 R. A. Watile, K. M. Deshmukh, K. P. Dhake and B. M. Bhanage, *Catal. Sci. Technol.*, 2012, **2**, 1051.
- 172 W.-L. Dai, L. Chen, S.-F. Yin, W.-H. Li, Y.-Y. Zhang, S.-L. Luo and C.-T. Au, *Catal. Lett.*, 2010, **137**, 74–80.
- 173 T.-Y. Shi, J.-Q. Wang, J. Sun, M.-H. Wang, W.-G. Cheng and S.-J. Zhang, *RSC Adv.*, 2013, **3**, 3726.
- 174 C. J. Whiteoak, A. H. Henseler, C. Ayats, A. W. Kleij and M. A. Pericàs, *Green Chem.*, 2014, **16**, 1552–1559.
- 175 L. Han, H.-J. Choi, S.-J. Choi, B. Liu and D.-W. Park, *Green Chem.*, 2011, **13**, 1023.
- 176 A. Sainz Martinez, C. Hauzenberger, A. R. Sahoo, Z. Csendes, H. Hoffmann and K. Bica, *ACS Sustainable Chem. Eng.*, 2018, **6**, 13131–13139.
- 177 W. Zhang, Q. Wang, H. Wu, P. Wu and M. He, *Green Chem.*, 2014, **16**, 4767–4774.
- 178 C. Kohrt and T. Werner, *ChemSusChem*, 2015, **8**, 2031–2034.
- 179 X. Chen, J. Sun, J. Wang and W. Cheng, *Tetrahedron Lett.*, 2012, **53**, 2684–2688.
- 180 T. Jose, S. Cañellas, M. A. Pericàs and A. W. Kleij, *Green Chem.*, 2017, **19**, 5488–5493.
- 181 Y. Zhi, P. Shao, X. Feng, H. Xia, Y. Zhang, Z. Shi, Y. Mu and X. Liu, *J. Mater. Chem. A*, 2018, **6**, 374–382.
- 182 O. Buyukcakir, S. H. Je, S. N. Talapaneni, D. Kim and A. Coskun, *ACS Appl. Mater. Interfaces*, 2017, **9**, 7209–7216.
- 183 S. Liang, H. Liu, T. Jiang, J. Song, G. Yang and B. Han, *Chem. Commun.*, 2011, **47**, 2131–2133.
- 184 J. Sun, W. Cheng, Z. Yang, J. Wang, T. Xu, J. Xin and S. Zhang, *Green Chem.*, 2014, **16**, 3071.
- 185 K. R. Roshan, T. Jose, A. C. Kathalikkattil, D. W. Kim, B. Kim and D. W. Park, *Appl. Catal., A*, 2013, **467**, 17–25.
- 186 M. Rinaudo, *Prog. Polym. Sci.*, 2006, **31**, 603–632.
- 187 Y. Zhao, J.-S. Tian, X.-H. Qi, Z.-N. Han, Y.-Y. Zhuang and L.-N. He, *J. Mol. Catal. A: Chem.*, 2007, **271**, 284–289.
- 188 J. Tharun, Y. Hwang, R. Roshan, S. Ahn, A. C. Kathalikkattil and D.-W. Park, *Catal. Sci. Technol.*, 2012, **2**, 1674.
- 189 J. Sun, J. Wang, W. Cheng, J. Zhang, X. Li, S. Zhang and Y. She, *Green Chem.*, 2012, **14**, 654.
- 190 S. Klaus, M. W. Lehenmeier, E. Herdtweck, P. Deglmann, A. K. Ott and B. Rieger, *J. Am. Chem. Soc.*, 2011, **133**, 13151–13161.
- 191 S. Chen, G.-R. Qi, Z.-J. Hua and H.-Q. Yan, *J. Polym. Sci., Part A: Polym. Chem.*, 2004, **42**, 5284–5291.
- 192 M. Ree, J. Y. Bae, J. H. Jung and T. J. Shin, *J. Polym. Sci., Part A: Polym. Chem.*, 1999, **37**, 1863–1876.
- 193 Y. Z. Meng, L. C. Du, S. C. Tjong, Q. Zhu and A. S. Hay, *J. Polym. Sci., Part A: Polym. Chem.*, 2002, **40**, 3579–3591.
- 194 M. Ree, J. Y. Bae, J. H. Jung, T. J. Shin, Y.-T. Hwang and T. Chang, *Polym. Eng. Sci.*, 2000, **40**, 1542–1552.
- 195 R. Eberhardt, M. Allmendinger, M. Zintl, C. Troll, G. A. Luinstra and B. Rieger, *Macromol. Chem. Phys.*, 2004, **205**, 42–47.
- 196 I. Kim, M. J. Yi, K. J. Lee, D.-W. Park, B. U. Kim and C.-S. Ha, *Catal. Today*, 2006, **111**, 292–296.
- 197 S. Chen, Z. Hua, Z. Fang and G. Qi, *Polymer*, 2004, **45**, 6519–6524.
- 198 I. Kim, M. J. Yi, S. H. Byun, D. W. Park, B. U. Kim and C. S. Ha, *Macromol. Symp.*, 2005, **224**, 181–192.
- 199 I. S. Metcalfe, M. North, R. Pasquale and A. Thursfield, *Energy Environ. Sci.*, 2010, **3**, 212–215.
- 200 M. North, B. Wang and C. Young, *Energy Environ. Sci.*, 2011, **4**, 4163.
- 201 J. Meléndez, M. North, P. Villuendas and C. Young, *Dalton Trans.*, 2011, **40**, 3885–3902.
- 202 A. Barthel, Y. Saih, M. Gimenez, J. D. A. Pelletier, F. E. Kühn, V. D'Elia and J.-M. Basset, *Green Chem.*, 2016, **18**, 3116–3123.
- 203 A. M. Chapman, C. Keyworth, M. R. Kember, A. J. J. Lennox and C. K. Williams, *ACS Catal.*, 2015, **5**, 1581–1588.
- 204 M. J. Kelly, A. Barthel, C. Maheu, O. Sodpiban, F.-B. Dega, S. V. C. Vummaleti, E. Abou-Hamad, J. D. A. Pelletier, L. Cavallo, V. D'Elia and J.-M. Basset, *J. CO₂ Util.*, 2017, **20**, 243–252.



- 205 B. Wetenhall, J. M. Race and M. J. Downie, *Int. J. Greenh. Gas Con.*, 2014, **30**, 197–211.
- 206 J. Rumble, *CRC Handbook of Chemistry and Physics*, CRC Press, Boca Raton, 98th edn, 2017.
- 207 J. H. Clements, *Ind. Eng. Chem. Res.*, 2003, **42**, 663–674.
- 208 C. Beattie, M. North and P. Villuendas, *Molecules*, 2011, **16**, 3420–3432.
- 209 H. L. Parker, J. Sherwood, A. J. Hunt and J. H. Clark, *ACS Sustainable Chem. Eng.*, 2014, **2**, 1739–1742.
- 210 T. Sakakura and K. Kohno, *Chem. Commun.*, 2009, **11**, 1312.
- 211 D. Prat, A. Wells, J. Hayler, H. Sneddon, C. R. McElroy, S. Abou-Shehadeh and P. J. Dunn, *Green Chem.*, 2016, **18**, 288–296.
- 212 J. R. Machac and E. T. Marquis, *WO Pat*, 2000050524A1, 2001.
- 213 E. T. Marquis, R. E. Baldwin, J. R. Machac, K. Darragas and S. A. Woodrum, *WO Pat*, 2001042376A1, 2001.
- 214 J. A. Lucas and Z. E. Halar, *US Pat*, 5449474A, 1995.
- 215 M. Kawasaki, Y. Ohbuchi, Y. Maeda and S. Sato, *US Pat*, 5021534, 1991.
- 216 Z. Dai and M. J. Chen, *US Pat*, 6229054, 2001.
- 217 R. B. Durairaj, *US Pat*, 6303732, 2001.
- 218 F. A. Lavalley and F. A. Lavalley, *US Pat*, 6046326, 2000.
- 219 H. Nava, *US Pat*, 5714568, 1998.
- 220 S. D. Lazarus, K. Chakravarti, H. H. Rowan and J. G. Neal, *US Pat*, 4171422, 1982.
- 221 J. M. Trowell and S. F. Lange, *US Pat*, 4897429, 1990.
- 222 K. Dahmen and R. Mertens, *US Pat*, 5409771, 1995.
- 223 European Chemicals Agency (ECHA), Propylene carbonate substance information, <https://echa.europa.eu/substance-information/-/substanceinfo/100.003.248>, (accessed on December 11, 2018).
- 224 European Chemicals Agency (ECHA), Ethylene carbonate substance information, <https://echa.europa.eu/en/substance-information/-/substanceinfo/100.002.283>, (accessed on December 11, 2018).
- 225 H. Blattmann, M. Fleischer, M. Bähr and R. Mülhaupt, *Macromol. Rapid Commun.*, 2014, **35**, 1238–1254.
- 226 P. Tundo and M. Selva, *Acc. Chem. Res.*, 2002, **35**, 706–716.
- 227 S. Fukuoka, M. Kawamura, K. Komiya, M. Tojo, H. Hachiya, K. Hasegawa, M. Aminaka, H. Okamoto, I. Fukawa and S. Konno, *Green Chem.*, 2003, **5**, 497–507.
- 228 M. O. Sonnat, S. Amigoni, E. P. Taffin de Givenchy, T. Darmanin, O. Choulet and F. Guittard, *Green Chem.*, 2013, **15**, 283–306.
- 229 A. Behr, J. Eilting, K. Irawadi, J. Leschinski and F. Lindner, *Green Chem.*, 2008, **10**, 13–30.
- 230 G. Rokicki, P. Rakoczy, P. Parzuchowski and M. Sobiecki, *Green Chem.*, 2005, **7**, 529.
- 231 J. Ma, J. Song, H. Liu, J. Liu, Z. Zhang, T. Jiang, H. Fan and B. Han, *Green Chem.*, 2012, **14**, 1743–1748.
- 232 S. Kondawar and C. Rode, *Energy Fuels*, 2017, **31**, 4361–4371.
- 233 J. George, Y. Patel, S. M. Pillai and P. Munshi, *J. Mol. Catal. A: Chem.*, 2009, **304**, 1–7.
- 234 O. Hauenstein, S. Agarwal and A. Greiner, *Nat. Commun.*, 2016, **7**, 11862.
- 235 H. A. Stretz, P. E. Cassidy and D. R. Paul, *J. Appl. Polym. Sci.*, 1999, **74**, 1508–1515.
- 236 D. J. Darensbourg and S. J. Wilson, *J. Am. Chem. Soc.*, 2011, **133**, 18610–18613.
- 237 D. J. Darensbourg and S. J. Wilson, *Macromolecules*, 2013, **46**, 5929–5934.
- 238 O. Hauenstein, M. Reiter, S. Agarwal, B. Rieger and A. Greiner, *Green Chem.*, 2016, **18**, 760–770.
- 239 C. Li, R. J. Sablong and C. E. Koning, *Angew. Chem., Int. Ed.*, 2016, **55**, 11572–11576.
- 240 G. Wu, S. Jiang, X. Lu, W. Ren and S. Yan, *Chin. J. Polym. Sci.*, 2012, **30**, 487–492.
- 241 K. Nakano, S. Hashimoto, M. Nakamura, T. Kamada and K. Nozaki, *Angew. Chem., Int. Ed.*, 2011, **50**, 4868–4871.
- 242 S. D. Thorat, P. J. Phillips, V. Semenov and A. Gakh, *J. Appl. Polym. Sci.*, 2003, **89**, 1163–1176.
- 243 T.-J. Hsu and C.-S. Tan, *Polymer*, 2002, **43**, 4535–4543.
- 244 W.-M. Ren, X. Zhang, Y. Liu, J.-F. Li, H. Wang and X.-B. Lu, *Macromolecules*, 2010, **43**, 1396–1402.
- 245 G. Luinstra, *Polym. Rev.*, 2008, **48**, 192–219.
- 246 J. E. Seong, S. J. Na, A. Cyriac, B.-W. Kim and B. Y. Lee, *Macromolecules*, 2010, **43**, 903–908.
- 247 C. Martín and A. W. Kleij, *Macromolecules*, 2016, **49**, 6285–6295.
- 248 J. H. Jung, M. Ree and H. Kim, *Catal. Today*, 2006, **115**, 283–287.
- 249 L. C. Du, Y. Z. Meng, S. J. Wang and S. C. Tjong, *J. Appl. Polym. Sci.*, 2004, **92**, 1840–1846.
- 250 G. Kim, M. Ree, H. Kim, I. J. Kim, J. R. Kim and J. I. Lee, *Macromol. Res.*, 2008, **16**, 473–480.
- 251 C. E. Koning, R. J. Sablong, E. H. Nejad, R. Duchateau and P. Buijsen, *Prog. Org. Coat.*, 2013, **76**, 1704–1711.
- 252 M. Scharfenberg, J. Hilf and H. Frey, *Adv. Funct. Mater.*, 2018, **28**, 1704302.
- 253 Y. Xu, L. Lin, M. Xiao, S. Wang, A. T. Smith, L. Sun and Y. Meng, *Prog. Polym. Sci.*, 2018, **80**, 163–182.
- 254 Y. Li, J. Hong, R. Wei, Y. Zhang, Z. Tong, X. Zhang, B. Du, J. Xu and Z. Fan, *Chem. Sci.*, 2015, **6**, 1530–1536.
- 255 A. Cyriac, S. H. Lee, J. K. Varghese, J. H. Park, J. Y. Jeon, S. J. Kim and B. Y. Lee, *Green Chem.*, 2011, **13**, 3469.
- 256 Z. Zhang, Z. Mo, H. Zhang, X. Wang and X. Zhao, *Macromol. Chem. Phys.*, 2003, **204**, 1557–1566.
- 257 Y. Tominaga and K. Yamazaki, *Chem. Commun.*, 2014, **50**, 4448.
- 258 M. Taherimehr, J. P. Cardoso Costa Sertã, A. W. Kleij, C. J. Whiteoak and P. P. Pescarmona, *ChemSusChem*, 2015, **8**, 1034–1042.
- 259 C. Li, S. van Berkel, R. J. Sablong and C. E. Koning, *Eur. Polym. J.*, 2016, **85**, 466–477.
- 260 N. Kindermann, À. Cristòfol and A. W. Kleij, *ACS Catal.*, 2017, **7**, 3860–3863.
- 261 D. J. Darensbourg and F.-T. Tsai, *Macromolecules*, 2014, **47**, 3806–3813.



- 262 J. Geschwind, F. Wurm and H. Frey, *Macromol. Chem. Phys.*, 2013, **214**, 892–901.
- 263 J.-F. Zhang, W.-M. Ren, X.-K. Sun, Y. Meng, B.-Y. Du and X.-H. Zhang, *Macromolecules*, 2011, **44**, 9882–9886.
- 264 D. J. Darensbourg, W.-C. Chung, C. J. Arp, F.-T. Tsai and S. J. Kyran, *Macromolecules*, 2014, **47**, 7347–7353.
- 265 D. J. Darensbourg and Y. Wang, *Polym. Chem.*, 2015, **6**, 1768–1776.
- 266 G. Bley, *Technology Watch: Carbon Dioxide Conversion*, Essenscia, 2016.
- 267 B. Bahramian, A. Fathi and F. Dehghani, *Polym. Degrad. Stab.*, 2016, **133**, 174–181.
- 268 A. K. Brym, P. Deglmann, J. Dengler, S. Klaus, M. Lehenmeier, P. Lutz-Kahler, B. Rieger and V. Warzelhan, *WO Pat*, 2012139994 A1, 2012.
- 269 P. Deglmann, A. K. Brym, B. Rieger, M. Lehenmeier and S. Klaus, *WO Pat*, 2013030317A1, 2013.
- 270 T. E. Müller, C. Gürtler, M. A. Subhani and W. Leitner, *WO Pat*, 2015128277A1, 2015.
- 271 J. Hofmann, S. Braun, K. Laemmer, A. Wolf and M. Traving, *WO Pat*, 2016001206A1, 2016.
- 272 T. E. Müller, C. Gürtler, M. Wohak, J. Hofmann and T. Carlson, *WO Pat*, 2016079065A1, 2016.
- 273 C. Wamprecht, W. Kaufhold and C. Gürtler, *WO Pat*, 2014060300A3, 2014.
- 274 S. D. Allen, A. E. Cherian, C. A. Simoneau and J. J. Farmer, *WO Pat*, 2011163133A1, 2011.
- 275 J. J. Farmer, *WO Pat*, 2012037282A3, 2012.
- 276 J. G. Sant'Angelo, X. Chen and V. D. McGinnis, *US Pat*, 6248860B1, 2001.
- 277 C. Chen and J. Scheirs, *WO Pat*, 2011026171A1, 2012.
- 278 J. Jeong, S. J. Na, S. Sudevan, M. Ok, Y. Han, K. J. Chung, B. Y. Lee, A. Cyriac and S. Lee, *WO Pat*, 2012108696A3, 2016.
- 279 K. J. Chung, Y. G. Han, J. S. Jeong, V. J. Kodiyan, B. Y. Lee, S. J. Na, M. A. Ok and S. Sudevan, *WO Pat*, 2011105846A3, 2012.
- 280 G. W. Coates, S. Lee, Z. Qin and N. J. Robertson, *WO Pat*, 2008024363A3, 2008.
- 281 K. Nozaki and K. Nakano, *WO Pat*, 2008150033A1, 2008.
- 282 A. Mohsenzadeh, A. Zamani and M. J. Taherzadeh, *ChemBioEng Rev.*, 2017, **4**, 75–91.
- 283 E. de Jong, A. Higson, P. Walsh and M. Wellisch, *Bio-based Chemicals: Value Added Products From Biorefineries*, IEA Bioenergy, 2012.
- 284 V. Zacharopoulou, E. S. Vasiliadou and A. A. Lemonidou, *Green Chem.*, 2015, **17**, 903–912.
- 285 J. S. Plotkin, *Green Propylene*, Nexant, 2009.
- 286 Genomatica, <https://www.genomatica.com/>, (accessed on March 16, 2018).
- 287 M. Winkler, C. Romain, M. A. R. Meier and C. K. Williams, *Green Chem.*, 2015, **17**, 300–306.
- 288 B. Elvers, *Ullman's Encyclopedia of Industrial Chemistry*, Wiley-VCH, Weinheim, 2003.
- 289 M. M. Ahmad, M. F. R. Nordin and M. T. Azizan, *Am. J. Appl. Sci.*, 2010, **7**, 746–755.
- 290 F. E. Massoth, P. Politzer, M. C. Concha, J. S. Murray, J. Jakowski and J. Simons, *J. Phys. Chem. B*, 2006, **110**, 14283–14291.
- 291 P. M. Mortensen, J.-D. Grunwaldt, P. A. Jensen and A. D. Jensen, *ACS Catal.*, 2013, **3**, 1774–1785.
- 292 F. Auriemma, C. De Rosa, M. R. Di Caprio, R. Di Girolamo, W. C. Ellis and G. W. Coates, *Angew. Chem., Int. Ed.*, 2015, **127**, 1231–1234.
- 293 V. Negro, G. Mancini, B. Ruggeri and D. Fino, *Bioresour. Technol.*, 2016, **214**, 806–815.
- 294 N. Tenhumberg, H. Büttner, B. Schöffner, D. Kruse, M. Blumenstein and T. Werner, *Green Chem.*, 2016, **18**, 3775–3788.
- 295 F.-T. Tsai, Y. Wang and D. J. Darensbourg, *J. Am. Chem. Soc.*, 2016, **138**, 4626–4633.
- 296 G. Si, L. Zhang, B. Han, H. Zhang, X. Li and B. Liu, *RSC Adv.*, 2016, **6**, 22821–22826.
- 297 E. V. Makshina, M. Dusselier, W. Janssens, J. Degreève, P. A. Jacobs and B. F. Sels, *Chem. Soc. Rev.*, 2014, **43**, 7917–7953.
- 298 G.-P. Wu, S.-H. Wei, W.-M. Ren, X.-B. Lu, T.-Q. Xu and D. J. Darensbourg, *J. Am. Chem. Soc.*, 2011, **133**, 15191–15199.
- 299 G.-P. Wu, P.-X. Xu, X.-B. Lu, Y.-P. Zu, S.-H. Wei, W.-M. Ren and D. J. Darensbourg, *Macromolecules*, 2013, **46**, 2128–2133.
- 300 B. M. Bell, J. R. Briggs, R. M. Campbell, S. M. Chambers, P. D. Gaarenstroom, J. G. Hippler, B. D. Hook, K. Kearns, J. M. Kenney, W. J. Kruper, D. J. Schreck, C. N. Theriault and C. P. Wolfe, *Clean: Soil, Air, Water*, 2008, **36**, 657–661.
- 301 Y. Hu, L. Qiao, Y. Qin, X. Zhao, X. Chen, X. Wang and F. Wang, *Macromolecules*, 2009, **42**, 9251–9254.
- 302 J. Hilf, M. Scharfenberg, J. Poon, C. Moers and H. Frey, *Macromol. Rapid Commun.*, 2015, **36**, 174–179.
- 303 J. Geschwind and H. Frey, *Macromolecules*, 2013, **46**, 3280–3287.
- 304 Y. Tominaga, T. Shimomura and M. Nakamura, *Polymer*, 2010, **51**, 4295–4298.
- 305 M. D. Konieczynska, X. Lin, H. Zhang and M. W. Grinstaff, *ACS Macro Lett.*, 2015, **4**, 533–537.
- 306 F. Parrino, A. Fidalgo, L. Palmisano, L. M. Ilharco, M. Pagliaro and R. Ciriminna, *ACS Omega*, 2018, **3**, 4884–4890.
- 307 J. Sun, L. Liang, J. Sun, Y. Jiang, K. Lin, X. Xu and R. Wang, *Catal. Surv. Asia*, 2011, **15**, 49–54.
- 308 N. V. Maksimchuk, I. D. Ivanchikova, A. B. Ayupov and O. A. Kholdeeva, *Appl. Catal., B*, 2016, **181**, 363–370.
- 309 F. D. Bobbink and P. J. Dyson, *J. Catal.*, 2016, **343**, 52–61.
- 310 F. Chen, T. Dong, T. Xu, X. Li and C. Hu, *Green Chem.*, 2011, **13**, 2518–2524.
- 311 J. Wu, J. A. Kozak, F. Simeon, T. A. Hatton and T. F. Jamison, *Chem. Sci.*, 2014, **5**, 1227–1231.
- 312 X. Yang, J. Wu, X. Mao, T. F. Jamison and T. A. Hatton, *Chem. Commun.*, 2014, **50**, 3245–3248.
- 313 D. Zhang, E. A. del Rio-Chanona, J. L. Wagner and N. Shah, *Sustainable Prod. Consumption*, 2018, **14**, 152–160.



- 314 IHS Markit: Polycarbonate Market Overview, May 2018, http://www.media-tech.net/2018/wp-content/uploads/2018/06/Mediatech-2018-Polycarbonate-Market_Wiesweg.pdf, (accessed on August 15, 2018).
- 315 O. Haba, I. Itakura, M. Ueda and S. Kuze, *J. Polym. Sci., Part A: Polym. Chem.*, 1999, **37**, 2087–2093.
- 316 R. Huang, Z. Liu, H. Yin, Z. Dang, P. Wu, N. Zhu and Z. Lin, *Sci. Total Environ.*, 2018, **626**, 971–981.
- 317 K. Horie, B. Máximo, R. B. Fox, J. He, M. Hess, J. Kahovec, T. Kitayama, P. Kubisa, E. Maréchal, W. Mormann, R. F. T. Stepto, D. Tabak, J. Vohlidal, E. S. Wilks and W. J. Work, *Pure Appl. Chem.*, 2004, **76**, 889.
- 318 M. Khoshkish, H. Bouhendi and M. Vafayan, *J. Mater. Sci.*, 2014, **49**, 6813–6819.
- 319 F.-L. Jin, X. Li and S.-J. Park, *J. Ind. Eng. Chem.*, 2015, **29**, 1–11.
- 320 J. V. Alemán, A. V. Chadwick, J. He, M. Hess, K. Horie, R. G. Jones, P. Kratochvíl, I. Meisel, I. Mita, G. Moad, S. Penczek and R. F. T. Stepto, *Pure Appl. Chem.*, 2007, **79**, 1801.
- 321 H. Gu, C. Ma, J. Gu, J. Guo, X. Yan, J. Huang, Q. Zhang and Z. Guo, *J. Mater. Chem. C*, 2016, **4**, 5890–5906.
- 322 G. Rokicki and C. Wojciechowski, *J. Appl. Polym. Sci.*, 1990, **41**, 647–659.
- 323 J. H. Hodgkin, G. P. Simon and R. J. Varley, *Polym. Adv. Technol.*, 1998, **9**, 3–10.
- 324 G. Rokicki and M. Lewandowski, *Macromol. Mater. Eng.*, 1987, **148**, 53–66.
- 325 G. Rokicki and R. Laziński, *Macromol. Mater. Eng.*, 1989, **170**, 211–225.
- 326 J. Wang, H. Zhang, Y. Miao, L. Qiao, X. Wang and F. Wang, *Green Chem.*, 2016, **18**, 524–530.
- 327 E. Orgilés-Calpena, F. Arán-Aís, A. M. Torró-Palau and C. Orgilés-Barceló, *Int. J. Adhes. Adhes.*, 2016, **70**, 218–224.
- 328 L. Poussard, J. Mariage, B. Grignard, C. Detrembleur, C. Jérôme, C. Calberg, B. Heinrichs, J. De Winter, P. Gerbaux, J.-M. Raquez, L. Bonnaud and P. Dubois, *Macromolecules*, 2016, **49**, 2162–2171.
- 329 M. Bähr, A. Bitto and R. Mülhaupt, *Green Chem.*, 2012, **14**, 1447.
- 330 Statista, Market size forecast of polyurethane worldwide from 2016 to 2021, <https://www.statista.com/statistics/720341/global-polyurethane-market-size-forecast/>, (accessed on 27 August 2018).
- 331 N. Mahmood, Z. Yuan, J. Schmidt and C. Xu, *Renewable Sustainable Energy Rev.*, 2016, **60**, 317–329.
- 332 J.-M. Raquez, M. Deléglise, M.-F. Lacrampe and P. Krawczak, *Prog. Polym. Sci.*, 2010, **35**, 487–509.
- 333 A. Kuta, Z. Hrdlička, A. Strachota and M. Špírková, *Mater. Manuf. Processes*, 2009, **24**, 1214–1216.
- 334 P. Cinelli, I. Anguillesi and A. Lazzeri, *Eur. Polym. J.*, 2013, **49**, 1174–1184.
- 335 E. Delebecq, J.-P. Pascault, B. Boutevin and F. Ganachaud, *Chem. Rev.*, 2013, **113**, 80–118.
- 336 B.-H. Lee and H.-J. Kim, *Polym. Degrad. Stab.*, 2006, **91**, 1025–1035.
- 337 J. Langanke, A. Wolf, J. Hofmann, K. Böhm, M. A. Subhani, T. E. Müller, W. Leitner and C. Gürtler, *Green Chem.*, 2014, **16**, 1865–1870.
- 338 J. Langanke and A. Wolf, *Org. Process Res. Dev.*, 2015, **19**, 735–739.
- 339 N. von der Assen and A. Bardow, *Green Chem.*, 2014, **16**, 3272–3280.
- 340 Covestro, CO₂ Dreams, <https://www.co2-dreams.covestro.com>, (accessed on August 16, 2018).
- 341 Converge polyols, <http://www.saudiamarcom.com/en/home/our-business/downstream/converge.html>, (accessed on August 10, 2018).
- 342 Z. Ying, C. Wu, S. Jiang, R. Shi, B. Zhang, C. Zhang and F. Zhao, *Green Chem.*, 2016, **18**, 3614–3619.
- 343 S. Xu and M. Zhang, *J. Appl. Polym. Sci.*, 2007, **104**, 3818–3826.
- 344 P. Alagi, R. Ghorpade, Y. J. Choi, U. Patil, I. Kim, J. H. Baik and S. C. Hong, *ACS Sustainable Chem. Eng.*, 2017, **5**, 3871–3881.
- 345 J. Hilf, P. Schulze, J. Seiwert and H. Frey, *Macromol. Rapid Commun.*, 2014, **35**, 198–203.
- 346 S. Liu, Y. Qin, X. Chen, X. Wang and F. Wang, *Polym. Chem.*, 2014, **5**, 6171–6179.
- 347 S. Liu, Y. Qin, X. Wang and F. Wang, *J. Renewable Mater.*, 2015, **3**, 101–112.
- 348 S. H. Lee, A. Cyriac, J. Y. Jeon and B. Y. Lee, *Polym. Chem.*, 2012, **3**, 1215.
- 349 M. DeBolt, A. Kiziltas, D. Mielewski, S. Waddington and M. J. Nagridge, *J. Appl. Polym. Sci.*, 2016, **133**, 44086.
- 350 Y. Chen, Z. Liu, S. Han, J. Han and D. Jiang, *J. Appl. Polym. Sci.*, 2016, **133**, 43667.
- 351 C. Li, R. J. Sablong and C. E. Koning, *Eur. Polym. J.*, 2015, **67**, 449–458.
- 352 D. Bello, C. A. Herrick, T. J. Smith, S. R. Woskie, R. P. Streicher, M. R. Cullen, Y. Liu and C. A. Redlich, *Environ. Health Perspect.*, 2006, **115**, 328–335.
- 353 L. Maisonneuve, O. Lamarzelle, E. Rix, E. Grau and H. Cramail, *Chem. Rev.*, 2015, **115**, 12407–12439.
- 354 B. Nohra, L. Candy, J.-F. Blanco, C. Guerin, Y. Raoul and Z. Mouloungui, *Macromolecules*, 2013, **46**, 3771–3792.
- 355 K. R. Aguiar, V. G. Santos, M. N. Eberlin, K. Rischka, M. Noeske, G. Tremiliosi-Filho and U. P. Rodrigues-Filho, *RSC Adv.*, 2014, **4**, 24334–24343.
- 356 B. Tamami, S. Sohn and G. L. Wilkes, *J. Appl. Polym. Sci.*, 2004, **92**, 883–891.
- 357 A. Boyer, E. Cloutet, T. Tassaing, B. Gadenne, C. Alfos and H. Cramail, *Green Chem.*, 2010, **12**, 2205.
- 358 T. Stößer, C. Li, J. Unruangsri, P. K. Saini, R. J. Sablong, M. A. R. Meier, C. K. Williams and C. Koning, *Polym. Chem.*, 2017, **8**, 6099–6105.
- 359 J. Y. Jeon, J. J. Lee, J. K. Varghese, S. J. Na, S. Sujith, M. J. Go, J. Lee, M.-A. Ok and B. Y. Lee, *Dalton Trans.*, 2013, **42**, 9245–9254.
- 360 G. A. Luinstra and E. Borchardt, in *Synthetic biodegradable polymers*, Springer, Berlin, 2012, pp. 29–48.



- 361 X. L. Lu, F. G. Du, X. C. Ge, M. Xiao and Y. Z. Meng, *J. Biomed. Mater. Res., Part A*, 2006, **77A**, 653–658.
- 362 S. D. Allen, J. J. Farmer and C. A. Simoneau, *WO Pat* 2012154849A1, 2012.
- 363 V. S. Bagotsky, *J. Solid State Electrochem.*, 2011, **15**, 1559–1562.
- 364 B. Scrosati, *J. Solid State Electrochem.*, 2011, **15**, 1623–1630.
- 365 C. Sun, J. Liu, Y. Gong, D. P. Wilkinson and J. Zhang, *Nano Energy*, 2017, **33**, 363–386.
- 366 J.-M. Tarascon and M. Armand, *Nature*, 2001, **414**, 359–367.
- 367 M. Armand and J.-M. Tarascon, *Nature*, 2008, **451**, 652–657.
- 368 B. Scrosati and J. Garche, *J. Power Sources*, 2010, **195**, 2419–2430.
- 369 K. Xu, *Chem. Rev.*, 2004, **104**, 4303–4418.
- 370 H. Zhang, C. Li, M. Piszcz, E. Coya, T. Rojo, L. M. Rodriguez-Martinez, M. Armand and Z. Zhou, *Chem. Soc. Rev.*, 2017, **46**, 797–815.
- 371 T. B. Reddy and S. Hossain, in *Handbook of batteries*, McGraw-Hill, New York, 2002, vol. 3, pp. 1–62.
- 372 D. Fauteux, A. Massucco, M. McLin, M. Van Buren and J. Shi, *Electrochim. Acta*, 1995, **40**, 2185–2190.
- 373 C. A. Vincent, *Solid State Ionics*, 2000, **134**, 159–167.
- 374 Y. Nishi, H. Azuma and A. Omaru, *US Pat* 4959281, 1990.
- 375 *Lithium Ion Rechargeable Batteries*, ed. K. Ozawa, Wiley-VCH Verlag GmbH & Co. KGaA, Tokyo, 2009.
- 376 S.-K. Jeong, M. Inaba, R. Mogi, Y. Iriyama, T. Abe and Z. Ogumi, *Langmuir*, 2001, **17**, 8281–8286.
- 377 J.-T. Lee, Y.-W. Lin and Y.-S. Jan, *J. Power Sources*, 2004, **132**, 244–248.
- 378 M. Winter, R. Imhof, F. Joho and P. Novák, *J. Power Sources*, 1999, **81–82**, 818–823.
- 379 M. C. Smart, B. V. Ratnakumar, V. S. Ryan-Mowrey, S. Surampudi, G. K. S. Prakash, J. Hu and I. Cheung, *J. Power Sources*, 2003, **119–121**, 359–367.
- 380 Z. X. Shu, R. S. McMillan, J. J. Murray and I. J. Davidson, *J. Electrochem. Soc.*, 1995, **142**, L161–L162.
- 381 Z. X. Shu, R. S. McMillan, J. J. Murray and I. J. Davidson, *J. Electrochem. Soc.*, 1996, **143**, 2230–2235.
- 382 M. Winter and P. Novák, *J. Electrochem. Soc.*, 1998, **145**, L27–L30.
- 383 R. McMillan, H. Sleg, Z. X. Shu and W. Wang, *J. Power Sources*, 1999, **81**, 20–26.
- 384 R. A. Sheldon, *Green Chem.*, 2014, **16**, 950–963.
- 385 M. Inaba, Y. Kawatate, A. Funabiki, S.-K. Jeong, T. Abe and Z. Ogumi, *Electrochim. Acta*, 1999, **45**, 99–105.
- 386 J. Arai, H. Katayama and H. Akahoshi, *J. Electrochem. Soc.*, 2002, **149**, A217.
- 387 G. S. MacGlashan, Y. G. Andreev and P. G. Bruce, *Nature*, 1999, **398**, 792–794.
- 388 F. Croce, G. B. Appetecchi, L. Persi and B. Scrosati, *Nature*, 1998, **394**, 3.
- 389 Y. Tominaga, V. Nanthana and D. Tohyama, *Polym. J.*, 2012, **44**, 1155.
- 390 M. A. Ratner and D. F. Shriver, *Chem. Rev.*, 1988, **88**, 109–124.
- 391 K. Deng, S. Wang, S. Ren, D. Han, M. Xiao and Y. Meng, *ACS Appl. Mater. Interfaces*, 2016, **8**, 33642–33648.
- 392 M. Nakamura and Y. Tominaga, *Electrochim. Acta*, 2011, **57**, 36–39.
- 393 M. Marzantowicz, J. R. Dygas, F. Krok, J. L. Nowiński, A. Tomaszewska, Z. Florjańczyk and E. Zygadło-Monikowska, *J. Power Sources*, 2006, **159**, 420–430.
- 394 T. Okumura and S. Nishimura, *Solid State Ionics*, 2014, **267**, 68–73.
- 395 M. Galiński, A. Lewandowski and I. Stepniak, *Electrochim. Acta*, 2006, **51**, 5567–5580.
- 396 K. Kimura, J. Hassoun, S. Panero, B. Scrosati and Y. Tominaga, *Ionics*, 2015, **21**, 895–900.
- 397 K. Kimura, H. Matsumoto, J. Hassoun, S. Panero, B. Scrosati and Y. Tominaga, *Electrochim. Acta*, 2015, **175**, 134–140.
- 398 T. Morioka, K. Nakano and Y. Tominaga, *Macromol. Rapid Commun.*, 2017, **38**, 1600652.
- 399 K. Kimura, M. Yajima and Y. Tominaga, *Electrochem. Commun.*, 2016, **66**, 46–48.
- 400 H. Yue, J. Li, Q. Wang, C. Li, J. Zhang, Q. Li, X. Li, H. Zhang and S. Yang, *ACS Sustainable Chem. Eng.*, 2018, **6**, 268–274.
- 401 X.-Y. Yu, M. Xiao, S.-J. Wang, Q.-Q. Zhao and Y.-Z. Meng, *J. Appl. Polym. Sci.*, 2010, **115**, 2718–2722.
- 402 G. P. Dukhanin, A. N. Gaidadin and I. A. Novakov, *Russ. J. Appl. Chem.*, 2014, **87**, 1868–1871.
- 403 D. Zhou, R. Zhou, C. Chen, W.-A. Yee, J. Kong, G. Ding and X. Lu, *J. Phys. Chem. B*, 2013, **117**, 7783–7789.
- 404 X. Yu, M. Xiao, S. Wang, D. Han and Y. Meng, *J. Appl. Polym. Sci.*, 2010, **118**, 2078–2083.
- 405 N. Nitta, F. Wu, J. T. Lee and G. Yushin, *Mater. Today*, 2015, **18**, 252–264.
- 406 X. Huang, J. Huang, J. Wu, X. Yu, Q. Gao, Y. Luo and H. Hu, *RSC Adv.*, 2015, **5**, 52978–52984.
- 407 X. Huang, S. Zeng, J. Liu, T. He, L. Sun, D. Xu, X. Yu, Y. Luo, W. Zhou and J. Wu, *J. Phys. Chem. C*, 2015, **119**, 27882–27891.
- 408 W. Amass, A. Amass and B. Tighe, *Polym. Int.*, 1998, **47**, 89–144.
- 409 R. P. Brannigan and A. P. Dove, *Biomater. Sci.*, 2017, **5**, 9–21.
- 410 D. F. Williams, *Biomaterials*, 2008, **29**, 2941–2953.
- 411 S. Ramakrishna, J. Mayer, E. Wintermantel and K. W. Leong, *Compos. Sci. Technol.*, 2001, **61**, 1189–1224.
- 412 Y. Hwang, H. Kim and M. Ree, *Macromol. Symp.*, 2005, **224**, 227–238.
- 413 J. Ma, Z. Liu, F. Wang, Q. Zhou, C. Feng and F. Li, *J. Bionic Eng.*, 2013, **10**, 514–521.
- 414 I. Manavitehrani, A. Fathi, Y. Wang, P. K. Maitz and F. Dehghani, *ACS Appl. Mater. Interfaces*, 2015, **7**, 22421–22430.
- 415 Y. Li, S. Liu, X. Zhao, Y. Wang, J. Liu, X. Wang and L. Lu, *Theranostics*, 2017, **7**, 4689–4698.



- 416 X. Jiang, H. Xin, J. Gu, X. Xu, W. Xia, S. Chen, Y. Xie, L. Chen, Y. Chen, X. Sha and X. Fang, *Biomaterials*, 2013, **34**, 1739–1746.
- 417 M. Qingwei, Q. Yusheng, Z. Xiaojiang, W. Xianhong and W. Fosong, *Acta Polym. Sin.*, 2010, 217–221.
- 418 X. H. Li, Y. Z. Meng, Q. Zhu and S. C. Tjong, *Polym. Degrad. Stab.*, 2003, **81**, 157–165.
- 419 K. R. Stone, *Environmental Profile for Propylene Carbonate*, United States Environmental Protection Agency, Washington DC, 1998.
- 420 J. A. Ruddick, *Toxicol. Appl. Pharmacol.*, 1972, **21**, 102–111.
- 421 I. Manavitehrani, A. Fathi, Y. Wang, P. K. Maitz, F. Mirmohseni, T. L. Cheng, L. Peacock, D. G. Little, A. Schindeler and F. Dehghani, *Biomacromolecules*, 2017, **18**, 1736–1746.
- 422 X. Zhong, Z. Lu, P. Valtchev, H. Wei, H. Zreiqat and F. Dehghani, *Colloids Surf., B*, 2012, **93**, 75–84.
- 423 G. Yang, J. Su, J. Gao, X. Hu, C. Geng and Q. Fu, *J. Supercrit. Fluids*, 2013, **73**, 1–9.
- 424 Y. Hwang, M. Ree and H. Kim, *Catal. Today*, 2006, **115**, 288–294.
- 425 S. P. Valappil, S. K. Misra, A. R. Boccaccini and I. Roy, *Expert Rev. Med. Devices*, 2006, **3**, 853–868.
- 426 H. Zhang and M. W. Grinstaff, *J. Am. Chem. Soc.*, 2013, **135**, 6806–6809.
- 427 R. Liu, J. B. Wolinsky, J. Walpole, E. Southard, L. R. Chirieac, M. W. Grinstaff and Y. L. Colson, *Ann. Surg. Oncol.*, 2010, **17**, 1203–1213.
- 428 P. Kallinteri, S. Higgins, G. A. Hutcheon, C. B. St. Pourçain and M. C. Garnett, *Biomacromolecules*, 2005, **6**, 1885–1894.
- 429 H. Zhang, X. Lin, S. Chin and M. W. Grinstaff, *J. Am. Chem. Soc.*, 2015, **137**, 12660–12666.
- 430 L. Gu, Y. Qin, Y. Gao, X. Wang and F. Wang, *J. Polym. Sci., Part A: Polym. Chem.*, 2013, **51**, 2834–2840.
- 431 X. Zhong and F. Dehghani, *Green Chem.*, 2012, **14**, 2523.
- 432 N. Nagiah, U. T. Sivagnanam, R. Mohan, N. T. Srinivasan and P. K. Sehgal, *Adv. Eng. Mater.*, 2012, **14**, B138–B148.
- 433 X. Jing, M. R. Salick, T. Cordie, H.-Y. Mi, X.-F. Peng and L.-S. Turng, *Ind. Eng. Chem. Res.*, 2014, **53**, 9391–9400.
- 434 L. Gu, Y. Gao, Y. Qin, X. Chen, X. Wang and F. Wang, *J. Polym. Sci., Part A: Polym. Chem.*, 2013, **51**, 282–289.
- 435 J. Kost and R. Langer, *Adv. Drug Delivery Rev.*, 2012, **64**, 327–341.
- 436 N. M. Alves, I. Pashkuleva, R. L. Reis and J. F. Mano, *Small*, 2010, **6**, 2208–2220.
- 437 I. Roy and M. N. Gupta, *Chem. Biol.*, 2003, **10**, 1161–1171.
- 438 A. Welle, M. Kröger, M. Döring, K. Niederer, E. Pindel and I. S. Chronakis, *Biomaterials*, 2007, **28**, 2211–2219.
- 439 A. Metcalfe, A.-C. Desfaits, I. Salazkin, L. Yahia, W. M. Sokolowski and J. Raymond, *Biomaterials*, 2003, **24**, 491–497.
- 440 Y. Liu, K. Huang, D. Peng, S. Liu and H. Wu, *J. Polym. Sci., Part A: Polym. Chem.*, 2007, **45**, 2152–2160.
- 441 H. Li and Y. Niu, *Int. J. Polym. Mater. Polym. Biomater.*, 2018, **67**, 192–198.
- 442 N. H. Park, M. Fevre, Z. X. Voo, R. J. Ono, Y. Y. Yang and J. L. Hedrick, *ACS Macro Lett.*, 2016, **5**, 1247–1252.
- 443 S. Tempelaar, L. Mespouille, O. Coulembier, P. Dubois and A. P. Dove, *Chem. Soc. Rev.*, 2013, **42**, 1312–1336.
- 444 J. Feng, R.-X. Zhuo and X.-Z. Zhang, *Prog. Polym. Sci.*, 2012, **37**, 211–236.
- 445 F.-Y. Qiu, M. Zhang, F.-S. Du and Z.-C. Li, *Macromolecules*, 2017, **50**, 23–34.
- 446 K. Fukushima, *Biomater. Sci.*, 2016, **4**, 9–24.
- 447 W. Chen, F. Meng, R. Cheng, C. Deng, J. Feijen and Z. Zhong, *J. Controlled Release*, 2014, **190**, 398–414.
- 448 Z. Y. Ong, K. Fukushima, D. J. Coady, Y.-Y. Yang, P. L. R. Ee and J. L. Hedrick, *J. Controlled Release*, 2011, **152**, 120–126.
- 449 X. Zhang, Z. Zhang, X. Su, M. Cai, R. Zhuo and Z. Zhong, *Biomaterials*, 2013, **34**, 10296–10304.
- 450 C. Yang, X. Ding, R. J. Ono, H. Lee, L. Y. Hsu, Y. W. Tong, J. Hedrick and Y. Y. Yang, *Adv. Mater.*, 2014, **26**, 7346–7351.
- 451 Empower Materials, <http://www.empowermaterials.com>, (accessed on August 1, 2017).
- 452 S. D. Allen, C. A. Simoneau, J. M. Salladay, D. M. Hatfield and J. W. Stevens, *WO Pat*, 2010062703A1, 2011.
- 453 S. D. Allen, *EP Pat*, 2451860A2, 2012.
- 454 F. Gao, Q. Zhou, Y. Dong, Y. Qin, X. Wang, Z. Xiaojiang and W. Fosong, *J. Polym. Res.*, 2012, **19**, 9877.
- 455 D. D. Dixon and M. E. Ford, *US Pat*, 4142021A, 1979.
- 456 O. Hauenstein, M. M. Rahman, M. Elsayed, R. Krause-Rehberg, S. Agarwal, V. Abetz and A. Greiner, *Adv. Mater. Technol.*, 2017, **2**, 1700026.

