



Cite this: *Chem. Sci.*, 2018, 9, 3221

Received 3rd January 2018
Accepted 17th February 2018

DOI: 10.1039/c8sc00020d

rsc.li/chemical-science

An unusual stereoretentive 1,3-quaternary carbon shift resulting in an enantioselective Rh^{II}-catalyzed formal [4+1]-cycloaddition between diazo compounds and vinyl ketenes†

Kevin X. Rodriguez, Tara C. Pilato and Brandon L. Ashfeld^{ID}*

Enantioselective quaternary carbon construction in the assembly of cyclopentenones employing a Rh^{II}-catalyzed, formal [4+1]-cycloaddition is described. A Rh₂(S-TCPTTL)₄-catalyzed cyclopropanation of a vinyl ketene with a disubstituted diazo compound initiates a stereoretentive, accelerated ring expansion to provide the cycloadduct in good to excellent yields and enantioselectivity.

Introduction

While the evolution of new enantioselective [4+1]-cycloadditions has advanced considerably in recent years,¹ enabling the stereoselective polyfunctionalization of a disubstituted C1 subunit to yield quaternary stereogenic carbons remains a significant challenge. The majority of asymmetric [4+1]-cycloadditions rely heavily on the polarization of a compatible 1,3-diene component to provide optically pure heterocycles. For example, in 2007 Fu disclosed an enantioselective Cu^I-catalyzed [4+1]-cycloaddition of 2,3-dihydrofurans employing enones and diazoesters to control absolute stereochemistry at a tertiary center.² More recently, Shi employed a phosphine-mediated, Morita–Baylis–Hillman-like [4+1]-annulation of electron-deficient alkylidene oxindoles to provide dihydrofurans in high selectivity.³ Similarly, the chiral Lewis acid-catalyzed addition of sulfur and nitrogen ylides to electrophilic Michael acceptors (*e.g.*, *ortho*-quinone methides, aza-dienes, *etc.*) has been shown to effectively construct the corresponding 5-membered heterocycle through an overall [4+1]-cycloannulation with good to excellent levels of enantioselectivity.^{4,5} However, carbocycle generation requires a complementary 1,3-diene addition that is complicated by a competitive cyclopropanation.^{2,3,5,6} Although a subsequent rearrangement of the resulting vinyl cyclopropane (VCP) yields the formal [4+1]-cycloadduct, the high activation energy and commonly accepted diradical mechanism renders absolute stereocontrol inherently difficult.⁷ Hudlicky and others have shown that optically active cyclopropanes undergo stereoselective migrations, but the static (non-migrating)

cyclopropane carbon directs a diastereochemical outcome (Fig. 1a).⁸ However, cyclopropanation of a 2-substituted-1,3-diene places a non-stereogenic methylene at the static position. To the best of our knowledge, chirality transfer in VCP-rearrangements that rely solely on the configurational stability of a *migrating quaternary center* has not been established (Fig. 1b).

Based on our previous studies employing vinyl ketenes diazo compounds in [4+1]-cycloadditions,⁹ we speculated that improved orbital alignment between the ketene's orthogonal π-system and that of the migrating C–C bond would lead to greater enantiocontrol throughout the rearrangement.¹⁰ Motivated by the therapeutic potential of biologically active oxindole natural products, and synthetic challenge that the C3-spirooxindole stereocenter presents, we strategically chose diazooxindoles as our C1-synthon (Fig. 2a).¹¹ While diastereoselective strategies are known,^{11a,11c,12} few asymmetric approaches to assemble this quaternary center exist.^{1b,13} Herein, we describe the first enantioselective, formal [4+1]-cycloaddition between a diazo compound **1** and the vinyl ketene generated *in situ* from cyclobutenone **2** to provide

Department of Chemistry and Biochemistry, University of Notre Dame, Notre Dame, Indiana 46556, USA. E-mail: bashfeld@nd.edu

† Electronic supplementary information (ESI) available. CCDC 1557298 and 1557297. For ESI and crystallographic data in CIF or other electronic format see DOI: 10.1039/c8sc00020d

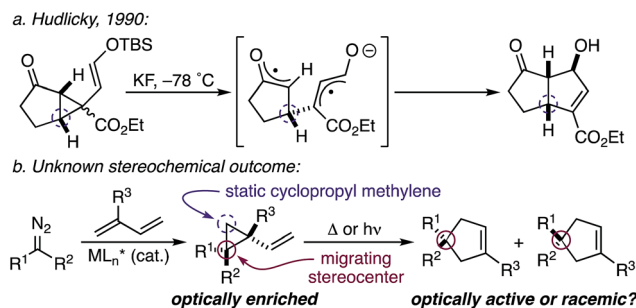


Fig. 1 Origin of stereoinduction in vinyl cyclopropane rearrangements.



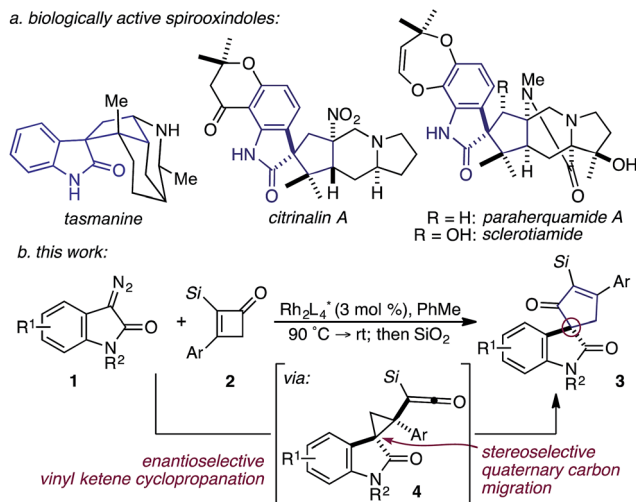


Fig. 2 (a) Representative spirooxindole alkaloids; (b) Rh^{II}-catalyzed, enantioselective formal [4+1]-cycloaddition.

cycloadduct **3** involving a stereoselective quaternary carbon migration from cyclopropyl ketene **4** (Fig. 2b).^{7a,14}

Despite the preponderance of chiral Rh^{II} cyclopropanation catalysts,¹⁵ a number of critical issues threatened to derail our efforts prior to undertaking this study. First, examples of diazooxindoles reacting as C1 synthons in asymmetric cycloannulations with high levels of enantioselectivity are rare.^{1d,16} Additionally, the combination of a Lewis basic ketene carbonyl oxygen and electrophilic metalcarbene could complicate the initial cyclopropanation event.¹⁷ Likewise, we were cognizant that the inherent reactivity of vinyl ketenes to undergo dimerization and other side reactions may lead to unproductive or non-stereoselective pathways.^{17a,17c-f} Based on Danheiser's seminal work with vinyl ketenes,¹⁸ we opted to generate these relatively underutilized, formal 1,4-dipoles *in situ* from the corresponding α -silyl cyclobutenones.¹⁹

Results and discussion

In spite of these potential complications, we began by examining the enantioselective construction of spirooxindole **3a** from diazooxindole **1a** and cyclobutenone **2a** (Table 1).^{18,19} While Davies' Rh₂(*R*-DOSP)₄ catalyst provided **3a** in 81% yield and 14% *ee* (entry 1), the adamantyl-derived Rh₂(*R*-PTAD)₄ improved selectivity to 52% *ee*, albeit with a modest loss in yield (entry 2).²⁰ Employing either Rh₂(*S*-IBAZ)₄ or Rh₂(*R*-BTCP)₄ resulted in diminished levels of enantioselectivity (entries 3 and 4),²¹ but the tetrachlorophthalimide-derived carboxylate Rh₂(*S*-TCPTTL)₄ gave **3a** in 95% yield and 72% *ee* (entry 5).²² Tetrafluorophthalimide Rh₂(*S*-TFPTTL)₄ and naphthaloyl-*tert*-leucine tetracarboxylate Rh₂(*S*-NTTL)₄ failed to improve selectivity (entries 6 and 7).²³

Lowering the reaction temperature following vinyl ketene formation improved selectivity to 88% *ee*, but the longer reaction times had a negative impact on the yield of **3a** (entry 8). While vinyl ketene cyclopropanation occurred rapidly at 25 °C,

a sluggish ring expansion resulted in substantial amounts of undesired side products. Attempts to isolate the cyclopropyl ketene intermediate led to the serendipitous discovery that conversion to the cyclopentenone was accelerated upon exposure to silica gel.^{8a,24} Thus, introduction of SiO₂ following cyclopropanation yielded cycloadduct **3a** in 90% yield and 90% *ee* (entry 9).²⁵ Although speculative at this stage, it would appear that the mild Lewis acidic environment created by the addition of SiO₂ facilitates the ring expansion event without negatively impacting the chiral integrity of the migrating oxindole C3-stereocenter. A survey of various Lewis acids (*e.g.*, BF₃·OEt₂, MgI₂, Yb(OTf)₃) failed to provide a marked improvement in the yield of cycloadduct **3a** over SiO₂. With an optimized set of conditions in hand, we next assessed the extent of chirality transfer in the cyclopropyl ketene rearrangement.

Careful monitoring of the formal [4+1]-cycloaddition between **1a** and the vinyl ketene from **2b** in the presence of Rh₂(TCP TTL)₄ enabled us to track the stereochemical progression *en route* to cycloadduct **3b** (Scheme 1). After 2 h at room temperature, cyclopropyl ketene **4a** was observed as a single diastereomer in 95% *ee*. Subsequent addition of SiO₂ converted

Table 1 Optimization of yield and enantioselectivity for **3a**^a

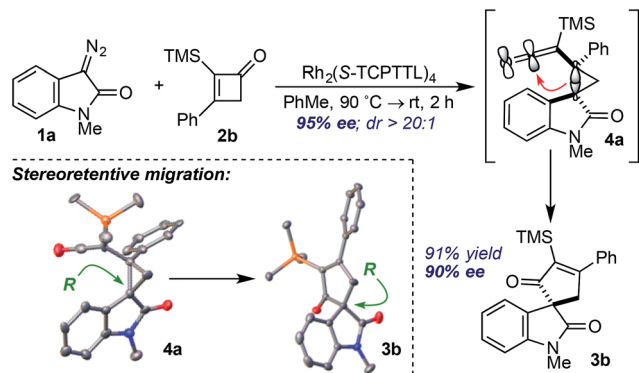
1a + 2a $\xrightarrow{\text{Rh}_2\text{-L}_4^* (3 \text{ mol } \%), \text{PhMe}}$ 3a
100 °C \rightarrow temp, time
Ar = *p*-tolyl

Rh₂(*S*-DOSP)₄ (**5a**): Ar = 4-C₁₂H₂₅C₆H₄
Rh₂(*S*-IBAZ)₄ (**5c**)
Rh₂(*S*-PTAD)₄ (**5b**): R = adamantyl; X = H
Rh₂(*S*-TCPTTL)₄ (**5e**): R = ^tBu; X = Cl
Rh₂(*S*-TFPTTL)₄ (**5f**): R = ^tBu; X = F
Rh₂(*R*-BTCP)₄ (**5d**)
Rh₂(*S*-NTTL)₄ (**5g**)

Entry	5	Time (h)	Temp (°C)	Yield (%)	<i>ee</i> (%)
1	5a	3	100	81	14
2	5b	3	100	60	52
3	5c	3	100	68	8
4	5d	3	90	87	28
5	5e	3	90	95	72
6	5f	3	90	91	62
7	5g	3	90	81	40
8	5e	48	25	32	88
9	5e ^b	30	25	90	90

^a Conditions: slow addition of **1a** (0.12 mmol) over 1 h to **2a** (0.10 mmol) and **5** (3 mol%) in PhMe (0.1 M). See ESI for detailed experimental procedures. ^b Addition of SiO₂ (10 mmol) after 2 h.





Scheme 1 Stereochemical Progression.

4a to cycloadduct **3b** in 73% yield and 90% *ee*. The modest loss of 5% optical enrichment would indicate a well-defined step-wise or competing step-wise and concerted cyclopropyl ketene rearrangements. In a separate experiment, cooling of the reaction mixture (*ca.* $-20\text{ }^{\circ}\text{C}$) after 2 h led to selective crystallization of **4a**, and X-ray crystal diffraction revealed a *syn* relationship of the oxindole arene and ketene across the cyclopropane and an *R* configuration of the C3-oxindole quaternary center. Comparison of the X-ray crystal structure obtained for isolated **3b** indicated a net stereoretentive migration of the C3-oxindole.²⁶ Interestingly, the diastereoselectivity observed in the formation of cyclopropane **4a** is in stark contrast to the major aryl-aryl *syn* diastereomers observed in many Rh^{II} -catalyzed cyclopropanations of styrene derivatives and donor-acceptor metal-carbenes derived from aryl diazo esters.^{15a,27} While speculative at this stage, the observed aryl-aryl *anti*-stereoisomer of **4a** may arise due to minimization of eclipsing interactions between the oxindole arene and vinyl ketene *p*-tolyl group.^{27b,27c}

To determine the catalyst influence on the conversion of intermediate **4** to cycloadduct **3**, we conducted a series of control experiments to monitor the formation of **3b** from isolated cyclopropyl ketene **4a** (Table 2). Exposure of racemic **4a** to $\text{Rh}_2(\text{TCPTTL})_4$ under our optimized conditions led to a quantitative yield of racemic **3b** (entry 1). Treatment of optically enriched **4a** (94% *ee*) with either $\text{Rh}_2(\text{OAc})_4$ or no Rh^{II} catalyst resulted in comparable yield of **3b** with modest loss of optical purity (entries 2 and 3). These results would indicate that the

Table 2 Impact of catalyst on rearrangement of **4a**

Entry	% <i>ee</i> of 4a	Catalyst	Yield (%)	% <i>ee</i> of 3b
1	0	$\text{Rh}_2(\text{S-TCPTTL})_4$	>99	0
2	94	$\text{Rh}_2(\text{OAc})_4$	>99	84
3	94	No catalyst	>99	86

catalyst is not influencing the stereochemical outcome of the cyclopropyl ketene rearrangement.

Evaluation of the structural diversity across diazooxindole **1** and cyclobutenone **2** in the $\text{Rh}_2(\text{TCPTTL})_4$ -catalyzed [4+1]-cycloaddition provided the corresponding enantioselectivities (Table 3). While variations of the α -silyl group on **2** did not significantly affect selectivity, yields decreased with increasing size of the vinyl silane (**3c-e**). Additionally, *ortho*-substituents on the phenyl ring resulted in a decrease in both yield and enantioselectivity (**3j**). Various *N*-alkyl, acyl, benzyl, allyl, and propargyl diazooxindoles gave the corresponding cyclopentenones **3l-p** in 79–90% *ee*. Notably, *N*-allyl cyclopropanation in **3n** was not observed. Oxindole arene substitution did not adversely affect the cycloaddition, resulting in stereoselective quaternary carbon assembly in 77–90% *ee* (**3q-u**). It is worth noting that, modest improvements in selectivity were observed by performing the reaction at $4\text{ }^{\circ}\text{C}$ over 48 h for cycloadducts **3m**, **3n**, and **3p-r**. Subsequent recrystallization of **3b** led to further optical enrichment ($\geq 98\%$ *ee*), and the absolute stereochemistry of all substrates was assigned by analogy.

Based on the crown configuration of $\text{Rh}_2(\text{TCPTTL})_4$, Charette and co-workers proposed a π - π stacking interaction between the carbene donor aryl ring and the phthalimido groups of the catalyst wall as key to the observe stereoselection in cyclopropanations.²⁶ Speculating that a non-aryl diazo compound would result in reduced enantioinduction, we subjected ethyl diazoacetate (**6a**) to our standard conditions, but failed to observe formation of cyclopentenone **7a** even after prolonged reaction times (Table 4). The stalled migration led to cyclopropane **8a** in a 1.4 : 1 ratio of diastereomers and 0% *ee*. However,

Table 3 Structural diversity of the formal [4+1]-cycloannulation^a

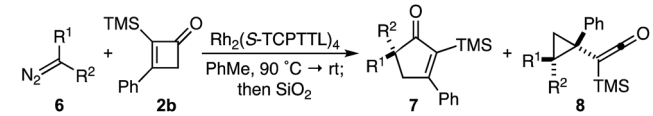
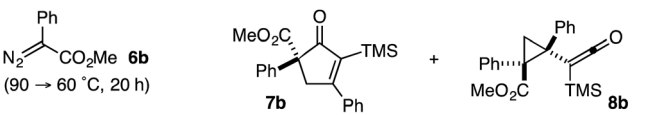
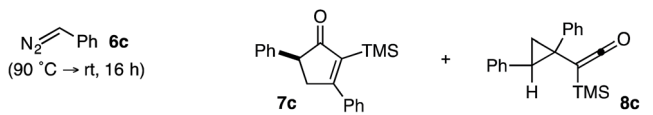
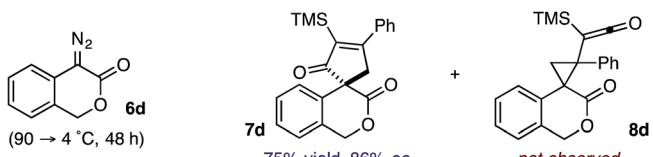
3	<i>S</i> / <i>i</i>	<i>Ar</i> =	Yield, % <i>ee</i>
3c : TES	Ph	79%, 92% <i>ee</i>	
3d : TBS	Ph	69%, 90% <i>ee</i>	
3e : TIPS	Ph	54%, 90% <i>ee</i>	
3f : TES	4-Ph-C ₆ H ₄	54%, 86% <i>ee</i>	
3g : TES	4-TBSOCH ₂ -C ₆ H ₄	47%, 84% <i>ee</i>	
3h : TES	4-CHOC ₆ H ₄	68%, 80% <i>ee</i>	
3i : TBS	4-MeO-C ₆ H ₄	85%, 75% <i>ee</i>	
3j : TES	2-Me-C ₆ H ₄	32%, 64% <i>ee</i>	
3k : TES	3-MeO-C ₆ H ₄	78%, 88% <i>ee</i>	

3	<i>R</i> ¹ =	<i>R</i> ² =	Yield, % <i>ee</i> ^b
3l : Me	Bn	H	91%, 90% <i>ee</i> ^b
3m : Me	Ac	H	72%, 79% <i>ee</i> ^b
3n : Me	CH ₂ C=CH ₂	H	74%, 88% <i>ee</i> ^b
3o : Me	CH ₂ C≡CH	H	68%, 90% <i>ee</i> ^b
3p : Me	Me	C5-Me	93%, 90% <i>ee</i> ^b
3q : Me	Me	C5-Br	90%, 77% <i>ee</i> ^b
3r : Me	Me	C5-OMe	43%, 84% <i>ee</i> ^b
3s : Me	Me	C6-OMe	49%, 86% <i>ee</i> ^b
3t : Me	Me	C7-OMe	75%, 86% <i>ee</i> ^b

^a Conditions: slow addition of **1** (0.12 mmol) over 1 h to **2b** (0.10 mmol) and $\text{Rh}_2(\text{S-TCPTTL})_4$ (3 mol%) in PhMe (0.1 M) at $25\text{ }^{\circ}\text{C}$. ^b Reaction performed at $4\text{ }^{\circ}\text{C}$ for 48 h.



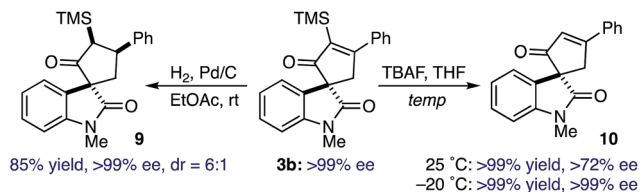
Table 4 Impact of Diazo Compound^a

Diazo 6	Distribution of 3- vs. 5-membered cycloadducts	
 <p>6a (90 °C → rt, 5 h)</p>	<p>7a not observed</p>	<p>8a 54% yield, dr = 1.4:1, 0% ee</p>
 <p>6b (90 → 60 °C, 20 h)</p>	<p>7b 20% yield, 54% ee</p>	<p>8b 43% yield, dr ≥ 20:1, 52% ee</p>
 <p>6c (90 °C → rt, 16 h)</p>	<p>7c 63% yield, 82% ee</p>	<p>8c not observed</p>
 <p>6d (90 → 4 °C, 48 h)</p>	<p>7d 75% yield, 86% ee</p>	<p>8d not observed</p>

^a Conditions: see ESI for detailed experimental procedures.

employing phenyl diazoester **6b** resulted in a 1 : 2.3 ratio of cycloadduct **7b** and ketene **8b** after 20 h at 60 °C. While adduct **7b** was obtained in 80% ee, we isolated cyclopropane **8b** as a single diastereomer in 56% ee. Curiously, neither prolonged reaction times (≥ 48 h) nor the addition of other Lewis acids (*i.e.*, MgI₂) improved the conversion of either **8a** or **8b** to the corresponding cyclopentenones. Although elevated temperatures failed to provide cycloadduct **7a** or improve the yield of cyclopropane **8a** from diazoester **6a**, conducting the formal [4+1]-cycloaddition of **6b** above 60 °C led to diminished levels of optical enrichment for **7b** while not affecting the amount of each product obtained. In contrast, phenyl diazomethane (**6c**) underwent rapid conversion to cycloadduct **7c** in 63% yield and 82% ee from presumptive cyclopropyl ketene **8c**. Likewise, diazochromanone **6d** yielded spirocycle **7d** in 75% yield and 86% ee and no cyclopropane **8d**. These composite results would indicate that the presence of an α -aryl substituent is key to enantioselectivity and enabling a facile cyclopropyl ketene rearrangement *en route* to the formal [4+1]-cycloadduct.²⁸

Subsequent efforts toward functionalizing the spirooxindole cycloadducts focused on evaluating the stability of the quaternary spirocenter. Catalytic hydrogenation of optically enriched spirooxindole **3b** (>99% ee *via* recrystallization) provided spirocyclopentane **9** in 85%, 6 : 1 diastereoselectivity favoring catalyst approach from the C2-oxindole face, and >99% ee (Scheme 2). Curiously, protodesilylation of **3b** at room



Scheme 2 Stereochemical progression.

temperature using TBAF proceeded in quantitative yield, but gave enone **10** in 72% ee. However, conducting the reaction at –20 °C effectively removed the α -TMS group to provide enone **10** in comparable yield and without loss of optical purity. While stereochemical stability of the C3-quaternary center is a reasonable expectation, the combination of our results and those representative examples in the literature would indicate that the 1,3-dicarbonyl arrangement of the spirocycle in **3** can lead to α -epimerization under selected conditions^{29,30}

Conclusions

In summary, we have developed an asymmetric Rh^{II}-catalyzed formal [4+1]-cycloaddition between diazo compounds and *in situ* generated vinyl ketenes that leads to the direct stereoselective assembly of quaternary stereogenic carbons. The reaction produces cyclopentenones in good to excellent yields with up to 92% ee. A detailed mechanistic study of the cyclopropyl ketene rearrangement, origin of the observed chirality transfer, and applications toward target-directed total synthesis are currently under investigation and will be reported in due course.

Conflicts of interest

There are no conflicts to declare.

Acknowledgements

This work was supported by the National Science Foundation (CHE 1056242 and 1665440) and Walther Cancer Foundation Advancing Basic Cancer Research Program. K. X. R. was supported by a Walther Cancer Foundation ENSCCII Training Grant. We thank Dr Allen G. Oliver (University of Notre Dame) for assistance with the X-ray crystallography, and are grateful to a referee for suggesting that we perform the protodesilylation of **3b** at lower temperatures. This paper is dedicated to Professor Stephen F. Martin in recognition for his receipt of the 2017 Ernest Guenther Award in the Chemistry of Natural Products.

Notes and references

- (a) T. Kaur, P. Wadhwa, S. Bagchi and A. Sharma, *Chem. Commun.*, 2016, **52**, 6958–6976; (b) J.-R. Chen, X.-Q. Hu, L.-Q. Lu and W.-J. Xiao, *Chem. Rev.*, 2015, **115**, 5301–5365; (c) S. Kramer and G. C. Fu, *J. Am. Chem. Soc.*, 2015, **137**,



- 3803–3806; (d) Z.-Y. Cao, Y.-H. Wang, X.-P. Zeng and J. Zhou, *Tetrahedron Lett.*, 2014, **55**, 2571–2584.
- 2 S. Son and G. C. Fu, *J. Am. Chem. Soc.*, 2007, **129**, 1046–1047.
- 3 F.-L. Hu, Y. Wei and M. Shi, *Chem. Commun.*, 2014, **50**, 8912–8914.
- 4 (a) Q.-Q. Yang and W.-J. Xiao, *Eur. J. Org. Chem.*, 2017, **2017**, 233–236; (b) X.-L. Lian, A. Adili, B. Liu, Z.-L. Tao and Z.-Y. Han, *Org. Biomol. Chem.*, 2017, **15**, 3670–3673; (c) X.-L. Jiang, S.-J. Liu, Y.-Q. Gu, G.-J. Mei and F. Shi, *Adv. Synth. Catal.*, 2017, **359**, 3341–3346.
- 5 P.-F. Zheng, Q. Ouyang, S.-L. Niu, L. Shuai, Y. Yuan, K. Jiang, T.-Y. Liu and Y.-C. Chen, *J. Am. Chem. Soc.*, 2015, **137**, 9390–9399.
- 6 (a) N. R. O'Connor, J. L. Wood and B. M. Stoltz, *Isr. J. Chem.*, 2016, **56**, 431–444; (b) Y. Liu, S.-J. Han, W.-B. Liu and B. M. Stoltz, *Acc. Chem. Res.*, 2015, **48**, 740–751; (c) X. Han, W. Yao, T. Wang, Y. R. Tan, Z. Yan, J. Kwiatkowski and Y. Lu, *Angew. Chem., Int. Ed.*, 2014, **53**, 5643–5647.
- 7 (a) T. Hudlicky and J. W. Reed, *Angew. Chem., Int. Ed.*, 2010, **49**, 4864–4876; (b) E. J. Corey and A. G. Myers, *J. Am. Chem. Soc.*, 1985, **107**, 5574–5576; (c) B. M. Trost and M. J. Bogdanowicz, *J. Am. Chem. Soc.*, 1973, **95**, 5311–5321.
- 8 (a) R. W. Coscia and T. H. Lambert, *J. Am. Chem. Soc.*, 2009, **131**, 2496–2498; (b) T. Hudlicky, N. E. Heard and A. Fleming, *J. Org. Chem.*, 1990, **55**, 2570–2572; (c) R. L. Danheiser, J. J. Bronson and K. Okano, *J. Am. Chem. Soc.*, 1985, **107**, 4579–4581; (d) R. P. Short, J. M. Revol, B. C. Ranu and T. Hudlicky, *J. Org. Chem.*, 1983, **48**, 4453–4461; (e) R. L. Danheiser, C. Martinez-Davila, R. J. Auchus and J. T. Kadonaga, *J. Am. Chem. Soc.*, 1981, **103**, 2443–2446; (f) T. Hudlicky, F. F. Koszyk, T. M. Kutchan and J. P. Sheth, *J. Org. Chem.*, 1980, **45**, 5020–5027; (g) T. Hudlicky, T. M. Kutchan, S. R. Wilson and D. T. Mao, *J. Am. Chem. Soc.*, 1980, **102**, 6351–6353.
- 9 (a) K. X. Rodriguez, N. Kaltwasser, T. A. Toni and B. L. Ashfeld, *Org. Lett.*, 2017, **19**, 2482–2485; (b) J. L. Meloche and B. L. Ashfeld, *Angew. Chem., Int. Ed.*, 2017, **56**, 6604–6608.
- 10 (a) A. D. Allen and T. T. Tidwell, *Chem. Rev.*, 2013, **113**, 7287–7342; (b) L. Gong, M. A. McAllister and T. T. Tidwell, *J. Am. Chem. Soc.*, 1991, **113**, 6021–6028.
- 11 (a) E. V. Mercado-Marin, P. Garcia-Reynaga, S. Romminger, E. F. Pimenta, D. K. Romney, M. W. Lodewyk, D. E. Williams, R. J. Andersen, S. J. Miller, D. J. Tantillo, R. G. S. Berlinck and R. Sarpong, *Nature*, 2014, **509**, 318–324; (b) A. D. Hutters, E. D. Styduhar and N. K. Garg, *Angew. Chem., Int. Ed.*, 2012, **51**, 3758–3765; (c) K. A. Miller and R. M. Williams, *Chem. Soc. Rev.*, 2009, **38**, 3160–3174; (d) A. C. Whyte, J. B. Gloer, D. T. Wicklow and P. F. Dowd, *J. Nat. Prod.*, 1996, **59**, 1093–1095; (e) R. Güller and H.-J. Borschberg, *Helv. Chim. Acta*, 1993, **76**, 1847–1862.
- 12 (a) S. E. Reisman, J. M. Ready, A. Hasuoka, C. J. Smith and J. L. Wood, *J. Am. Chem. Soc.*, 2006, **128**, 1448–1449; (b) R. M. Williams, J. Cao, H. Tsujishima and R. J. Cox, *J. Am. Chem. Soc.*, 2003, **125**, 12172–12178.
- 13 (a) B. M. Trost, D. A. Bringley, T. Zhang and N. Cramer, *J. Am. Chem. Soc.*, 2013, **135**, 16720–16735; (b) B. M. Trost, N. Cramer and S. M. Silverman, *J. Am. Chem. Soc.*, 2007, **129**, 12396–12397.
- 14 (a) R. Sarpong, J. T. Su and B. M. Stoltz, *J. Am. Chem. Soc.*, 2003, **125**, 13624–13625; (b) J. E. Baldwin, *Chem. Rev.*, 2003, **103**, 1197–1212; (c) T. Hudlicky and M. Natchus, *J. Org. Chem.*, 1992, **57**, 4740–4746.
- 15 (a) K. M. Chepiga, C. Qin, J. S. Alford, S. Chennamadhavuni, T. M. Gregg, J. P. Olson and H. M. L. Davies, *Tetrahedron*, 2013, **69**, 5765–5771; (b) J. Hansen and H. M. L. Davies, *Coord. Chem. Rev.*, 2008, **252**, 545–555; (c) H. M. L. Davies and E. G. Antoulinakis, in *Organic Reactions*, John Wiley & Sons, Inc., 2004, DOI: 10.1002/0471264180.or057.01; (d) H. Lebel, J.-F. Marcoux, C. Molinaro and A. B. Charette, *Chem. Rev.*, 2003, **103**, 977–1050.
- 16 (a) Z.-Y. Cao, X. Wang, C. Tan, X.-L. Zhao, J. Zhou and K. Ding, *J. Am. Chem. Soc.*, 2013, **135**, 8197–8200; (b) Z.-Y. Cao, F. Zhou, Y.-H. Yu and J. Zhou, *Org. Lett.*, 2013, **15**, 42–45; (c) A. Awata and T. Arai, *Synlett*, 2013, **24**, 29–32.
- 17 (a) C. Werlé, R. Goddard, P. Philipps, C. Farès and A. Fürstner, *J. Am. Chem. Soc.*, 2016, **138**, 3797–3805; (b) C. Werlé, R. Goddard and A. Fürstner, *Angew. Chem., Int. Ed.*, 2015, **54**, 15452–15456; (c) H. Wang, D. M. Gupta, A. Varela-Alvarez, D. G. Musaev and H. M. L. Davies, *Chem. Sci.*, 2013, **4**, 2844–2850; (d) H. M. L. Davies and D. Morton, *Chem. Soc. Rev.*, 2011, **40**, 1857–1869; (e) H. M. L. Davies and J. R. Manning, *Nature*, 2008, **451**, 417–424; (f) M. P. Doyle and D. C. Forbes, *Chem. Rev.*, 1998, **98**, 911–936.
- 18 (a) K. Benda, T. Knoth, R. L. Danheiser and E. Schaumann, *Tetrahedron Lett.*, 2011, **52**, 46–48; (b) W. F. Austin, Y. Zhang and R. L. Danheiser, *Org. Lett.*, 2005, **7**, 3905–3908; (c) R. L. Danheiser and H. Sard, *J. Org. Chem.*, 1980, **45**, 4810–4812; (d) J. H. Rigby and Z. Wang, *Org. Lett.*, 2003, **5**, 263–264; (e) C. P. Davie and R. L. Danheiser, *Angew. Chem., Int. Ed.*, 2005, **44**, 5867–5870; (f) J. L. Loebach, D. M. Bennett and R. L. Danheiser, *J. Org. Chem.*, 1998, **63**, 8380–8389; (g) J. L. Loebach, D. M. Bennett and R. L. Danheiser, *J. Am. Chem. Soc.*, 1998, **120**, 9690–9691.
- 19 (a) P.-h. Chen and G. Dong, *Chem.–Eur. J.*, 2016, **22**, 18290–18315; (b) P.-h. Chen, J. Sieber, C. H. Senanayake and G. Dong, *Chem. Sci.*, 2015, **6**, 5440–5445.
- 20 J. R. Denton and H. M. L. Davies, *Org. Lett.*, 2009, **11**, 787–790.
- 21 (a) V. N. G. Lindsay, D. Fiset, P. J. Gritsch, S. Azzi and A. B. Charette, *J. Am. Chem. Soc.*, 2013, **135**, 1463–1470; (b) C. Qin, V. Boyarskikh, J. H. Hansen, K. I. Harcastle, D. G. Musaev and H. M. L. Davies, *J. Am. Chem. Soc.*, 2011, **133**, 19198–19204.
- 22 M. Yamawaki, H. Tsutsui, S. Kitagaki, M. Anada and S. Hashimoto, *Tetrahedron Lett.*, 2002, **43**, 9561–9564.
- 23 (a) A. Ghanem, M. G. Gardiner, R. M. Williamson and P. Müller, *Chem.–Eur. J.*, 2010, **16**, 3291–3295; (b) D. Marcoux and A. B. Charette, *Angew. Chem., Int. Ed.*, 2008, **47**, 10155–10158; (c) P. Müller, Y. Allenbach and E. Robert, *Tetrahedron: Asymmetry*, 2003, **14**, 779–785.



- 24 (a) A. Lerchner and E. M. Carreira, *Chem.-Eur. J.*, 2006, **12**, 8208–8219; (b) C. Marti and E. M. Carreira, *J. Am. Chem. Soc.*, 2005, **127**, 11505–11515.
- 25 See the ESI† for full experimental details.
- 26 V. N. G. Lindsay, W. Lin and A. B. Charette, *J. Am. Chem. Soc.*, 2009, **131**, 16383–16385.
- 27 (a) D. T. Boruta, O. Dmitrenko, G. P. A. Yap and J. M. Fox, *Chem. Sci.*, 2012, **3**, 1589–1593; (b) D. T. Nowlan, T. M. Gregg, H. M. L. Davies and D. A. Singleton, *J. Am. Chem. Soc.*, 2003, **125**, 15902–15911; (c) M. P. Doyle, V. Bagheri, T. J. Wandless, N. K. Harn, D. A. Brinker, C. T. Eagle and K. L. Loh, *J. Am. Chem. Soc.*, 1990, **112**, 1906–1912.
- 28 V. N. G. Lindsay, C. Nicolas and A. B. Charette, *J. Am. Chem. Soc.*, 2011, **133**, 8972–8981.
- 29 (a) M. S. Morales-Ríos, D. E. González-Juárez, E. Rivera-Becerril, O. R. Suárez-Castillo and P. Joseph-Nathan, *Tetrahedron*, 2007, **63**, 7702–7707; (b) Y. Zhang and J. S. Panek, *Org. Lett.*, 2009, **11**, 3366–3369.
- 30 For representative examples of spirocyclopentyl oxindoles undergoing epimerization at C3, see: (a) A. Madin, C. J. O'Donnell, T. Oh, D. W. Old, L. E. Overman and M. J. Sharp, *J. Am. Chem. Soc.*, 2005, **127**, 18054–18065; (b) S. Atarashi, J.-K. Choi, D.-C. Ha, D. J. Hart, D. Kuzmich, C.-S. Lee, S. Ramesh and S. C. Wu, *J. Am. Chem. Soc.*, 1997, **119**, 6226–6241; (c) D. Kuzmich, S. C. Wu, D.-C. Ha, C.-S. Lee, S. Ramesh, S. Atarashi, J.-K. Choi and D. J. Hart, *J. Am. Chem. Soc.*, 1994, **116**, 6943–6944.

