

Cite this: *Chem. Sci.*, 2018, 9, 1534

Aromatization modulates the activity of small organic molecules as promoters for carbon–halogen bond activation†

Huan Yang, De-Zhao Chu and Lei Jiao *

The combination of small organic molecules and a base serves as a unique system for the activation carbon–halogen bonds in haloarenes by single electron transfer (SET). However, most of the molecules employed as promoters only allow for the activation of aryl iodides, and efficient activation of aryl bromides and chlorides under this mode is still rather challenging. Herein, we report the discovery of a structurally simple yet powerful promoter molecule, indoline, which exhibits unusually high activity in promoting the activation of haloarenes by SET. In the presence of *t*-BuOK and a trace amount of oxygen, indoline promotes the formation of aryl radicals not only from aryl iodides and bromides, but also from unactivated aryl chlorides (e.g., chlorobenzene) under relatively mild conditions. Mechanistic studies reveal the molecular basis for its high activity, for which the aromatization process plays a key role in modulating the electron transfer process.

Received 15th October 2017
Accepted 13th December 2017

DOI: 10.1039/c7sc04450j

rsc.li/chemical-science

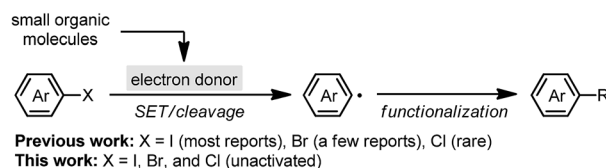
Introduction

Aryl halides constitute an important category of intermediates in organic chemistry, and the activation of carbon–halogen (C–X) bonds in aryl halides plays a significant role in organic synthesis.¹ In addition to stoichiometric metalation² or transition-metal catalysis³ for C–X bond activation, in recent years the development of small-organic-molecule-promoted C–X bond activation has attracted great attention. A series of small organic molecules, such as 1,10-phenanthrolines,⁴ 1,2-diamines,⁵ 1,2-diols⁶ and *N*-methylanilines,⁷ were found to promote the activation of haloarene in the presence of a base, producing a reactive aryl radical intermediate which undergoes substitution processes (referred to as base-promoted homolytic aromatic substitution, BHAS).⁸ Careful mechanistic studies revealed that the promoter is transformed into a “super electron donor” under the reaction conditions, which then initiates the cleavage of the C–X bond by single electron transfer (SET) to the haloarene substrate (Scheme 1a).⁹ This process represents a new mode of carbon–halogen bond activation, which enables a series of synthetic methods utilizing haloarenes as starting materials in a transition-metal-free manner.¹⁰

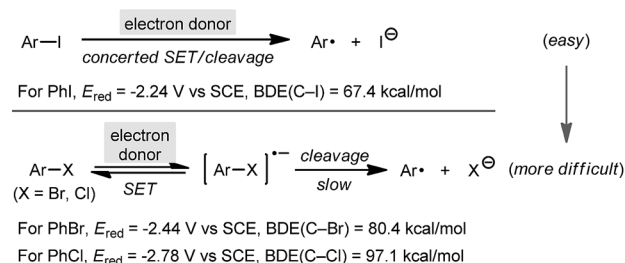
Despite these achievements, efficient activation of relatively inert C–X bonds in the BHAS reaction remains a major challenge. To date, most promoters could merely activate iodoarenes,⁵ and only a few could activate bromoarenes.¹¹ The

activation of the C–Cl bond in unactivated chloroarenes is still rather challenging.¹² This is due to the stepwise C–Br/C–Cl bond activation process with a slow C–X cleavage step,¹³ as well as the increasing difficulty for bromo-/chloroarene activation with respect to both reduction potential¹⁴ and bond strength¹⁵ (Scheme 1b). Herein, we report the discovery of a highly active promoter, indoline, based on the structural modification of existing promoters for carbon–halogen bond activation. It ranked among the most active small molecule promoters to date, which enables the activation of bromo- and chloroarenes,

a) Activation of carbon-halogen bond by small organic molecules:



b) Challenges in electron-transfer-induced C–X bond activation:



Scheme 1 Reaction mode of carbon–halogen bond activation promoted by small organic molecules and challenges therein.

Center of Basic Molecular Science (CBMS), Department of Chemistry, Tsinghua University, Beijing 100084, China. E-mail: Leijiao@mail.tsinghua.edu.cn

† Electronic supplementary information (ESI) available. See DOI: 10.1039/c7sc04450j

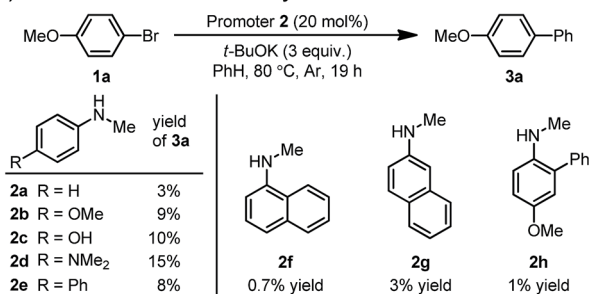


and more attractively, a series of single electron reduction reactions traditionally carried out using alkali metal reductants.

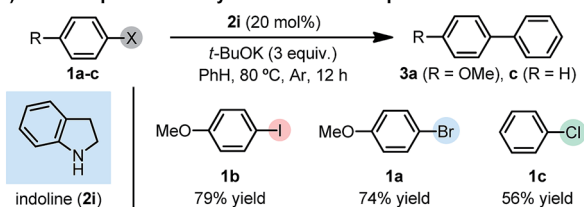
Results and discussion

Our previous study showed that, *N*-methylaniline serves as an efficient promoter for the activation of iodoarenes in the presence of *t*-BuOK, where *N*-methylanilide anion acts as an electron donor.⁷ However, attempts to enable the activation of bromoarene **1a** by structural tuning of the *N*-methylaniline promoter proved unsuccessful (Scheme 2a). Although electron-rich anilines exhibited slightly better activities (**2a–e**), the results were far from satisfactory, and the attachment of an additional aromatic ring to aniline (either as a substituent or as a fused cycle, **2f–h**) with the aim to assist SET by stabilizing the formed N-centered radical, was also useless. With the hypothesis that ring strain might help to increase the activity, we attempted to use a cyclic aniline derivative, indoline (**2i**), as the promoter. To our surprise, the indoline/*t*-BuOK system exhibited great activity for activating iodo-, bromo- and even chloroarenes (Scheme 2b). A screen of substrates showed that the indoline/*t*-BuOK system is able to promote the BHAS reaction of a series of bromo- and chloroarenes, although chloroarenes are generally less reactive than bromoarenes (Scheme 2c).

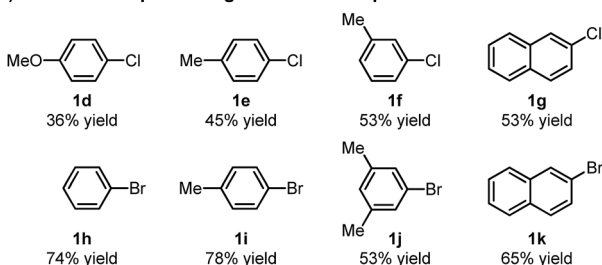
a) The electronic effect on activity:



b) The unexpected activity of indoline as the promoter:



c) Substrate scope utilizing indoline as the promoter:



Scheme 2 Effect of the promoter structure on carbon–halogen bond activation.

Furthermore, compared with several of the most active organic promoters reported to date, indoline exhibited the highest activity under 80 °C (Fig. 1). The unprecedented high activity of indoline in the BHAS reaction attracted our interest and prompted us to elucidate its molecular basis.

First, we found that indole was generated in a high yield as the end-product in this indoline-promoted BHAS-type reaction. This transformation involves both oxidation and aromatization, which might be responsible for the observed SET-initiated C–X activation. Second, aniline-type promoters that were not able to form indole through aromatization were found to be much less active (Table 1). 3,3-Dimethylindoline (**2j**), tetrahydroquinoline (**2k**), and *N*-isobutylaniline (**2l**) were found to exhibit activity for iodoarene, but not for bromo- and chloroarenes. These results suggest that the activation of iodoarenes and bromo-/chloroarenes is rather different, and the aromatization process, rather than the ring-strain, plays a key role in the activation of more challenging C–X bonds.

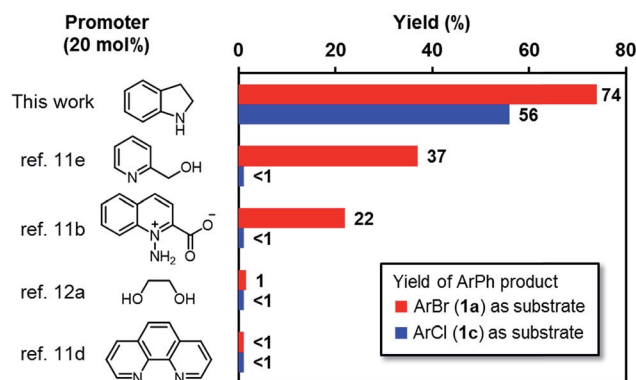


Fig. 1 Yields of the coupling products from the reaction of ArBr **1a** (red) and ArCl **1c** (blue) employing various promoters. Reaction conditions: **1a** or **1c** (0.5 mmol), promoter (20 mol%), *t*-BuOK (1.5 mmol), 4 mL benzene, argon atmosphere, 80 °C for 24 h.

Table 1 Effect of promoter structure on activity^a

Entry	Promoter	ArI (1b)		ArBr (1a)		ArCl (1c)	
		Conv.	Yield	Conv.	Yield	Conv.	Yield
1	2j	95%	75%	19%	6%	10%	<1%
2	2k	99%	73%	16%	7%	7%	<1%
3	2l	76%	59%	16%	1%	10%	<1%

^a Reaction conditions: haloarene **1** (0.5 mmol), promoter **2** (20 mol%), *t*-BuOK (1.5 mmol), 4 mL benzene, Ar atmosphere, 80 °C for 12 h. Conversions and yields were determined by gas chromatography.



Another observation also provided important clues for the initiation mechanism. The kinetic profile of the reaction revealed that the indoline-promoted BHAS reaction of 4-chloroanisole (**1d**) had a significant induction period under argon, whereas the reaction exhibited no induction period in the presence of O₂ (Fig. 2A). The generation of indole from indoline in these reactions followed the same trend. Injection of pure O₂ into the reaction system directly initiated the reaction, but led to a low final conversion (Fig. 2B). The control experiment also showed that under rigorous oxygen-free conditions, the reactions of chloro- and bromoarene were almost completely suppressed, but the reaction of iodoarene could still proceed (Scheme 3). The transformation of indoline to indole proceeded without a haloarene substrate with trace O₂, but could not proceed under O₂-free conditions (Scheme 3).

The above experimental results indicate that the aromatization of indoline plays a critical role in the activation of chloro- and bromoarene, and trace oxygen existing in the reaction system serves as a key factor to initiate the activation process. Based on this, the mechanism of carbon-halogen bond activation in the indoline-promoted BHAS reaction is proposed in Scheme 4. Deprotonation of indoline by *t*-BuOK led to anilide

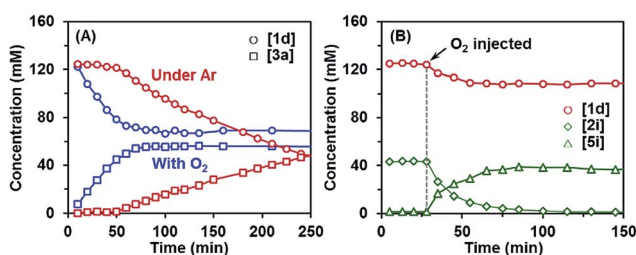
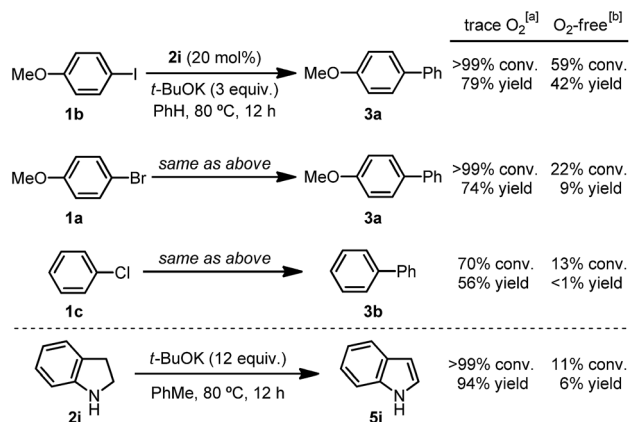
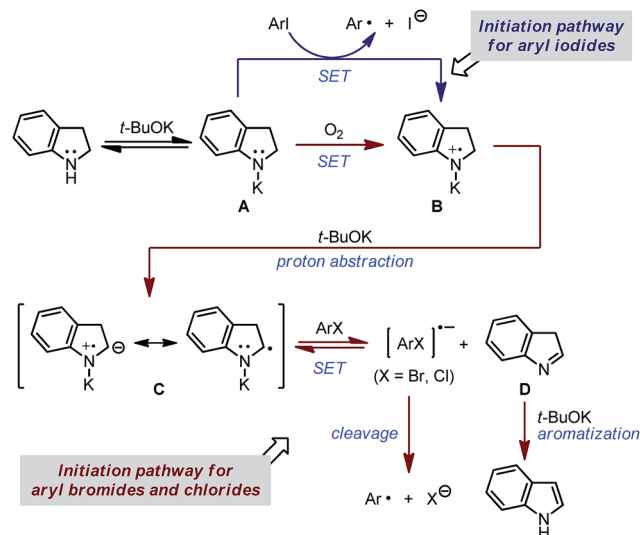


Fig. 2 Kinetic profiles of the indoline-promoted BHAS reaction of 4-chloroanisole (**1d**) to produce biaryl **3a** under Ar and in the presence of O₂ (A) and under Ar with injection of O₂ (B). Reaction conditions: **1d** (1 mmol), indoline (40 mol%), *t*-BuOK (3 mmol), 8 mL benzene, 80 °C.



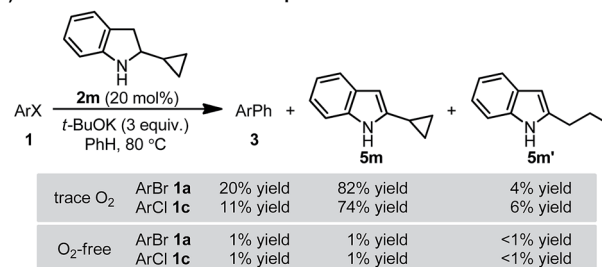
Scheme 3 Effect of oxygen on the C–X activation activity of indoline. [a] "Trace O₂" condition refers to setting up the reaction in a Schlenk tube sealed with a rubber septum under Ar. [b] "O₂-free" condition refers to carefully degassing the solvent by three freeze–pump–thaw cycles and then setting up the reaction in a reaction tube sealed with a Teflon screw valve under Ar.

anion **A**, which serves as a weak electron donor. For iodoarenes, anion **A** could directly activate the C–I bond by SET, and radical intermediate **B** is formed simultaneously. Subsequent proton abstraction by *t*-BuOK affords intermediate **C** (equivalent to a radical anion), which acts as a better electron donor and is able to activate another iodoarene molecule. This process is similar to the initiation mechanism of the BHAS reaction promoted by *N*-methylaniline. On the other hand, for bromo-/chloroarenes, anion **A** is not able to act as a direct electron donor. Alternatively, in the presence of a trace amount of O₂, single electron oxidation of **A** takes place to generate **B**, which

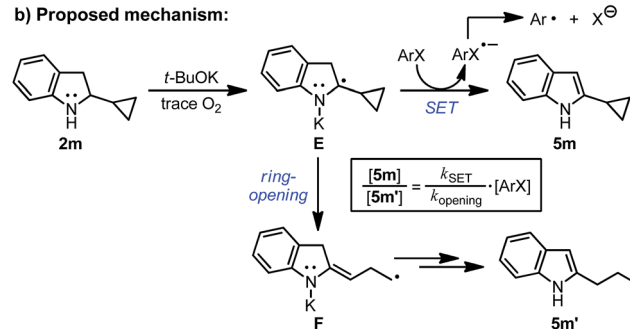


Scheme 4 Proposed initiation mechanism in the indoline-promoted BHAS reaction.

a) Promoter **2m** as a mechanistic probe:



b) Proposed mechanism:



Scheme 5 Cyclopropyl substituted indoline as the mechanistic probe.



then affords **C** as a more efficient electron donor. Due to the slow C–X bond cleavage step, the electron transfer between **C** and the ArBr/ArCl substrate to form ArX^{•−} and isoindole **D** is reversible. Under this circumstance, the isomerization of **D** to indole is rather important because the irreversible aromatization favors the electron transfer equilibrium and thus enables the activation of more challenging bromo-/chloroarenes. Thus, the proposed mechanism well rationalizes the superior activity of indoline over many aniline-type promoters, and clarifies the key role of trace O₂ in the initiation process.

This mechanism was further supported by the reaction employing 2-cyclopropylindoline (**2m**) as a probe¹⁶ (Scheme 5a). In the reactions of bromo- and chloroarenes **1a** and **1c** promoted by **2m**, both 2-cyclopropylindole (**5m**) and 2-propylindole (**5m'**) were observed as the end-product of indoline **2m**. Under O₂-free conditions no reaction occurred and none of the end-products were formed. The formation of the ring-opening product **5m'** serves as key evidence for the existence of radical

anion-type intermediate **E** in the reaction system (Scheme 5b). Once formed, radical anion **E** could undergo either SET to ArX to afford indole **5m**, or cyclopropane ring-opening to produce the ring-opened radical **F**, which is then transformed to **5m'** by hydrogen atom transfer or reduction. In this kinetic competition scenario, the ratio of the two end-products is expected to be dependent on [ArX]. This was proven to be true by experiments performed with different [**1a**] (Fig. 3), which clearly indicate that intermediate **E** acts as the key electron donor in the SET-induced carbon–halogen activation.

DFT calculation was conducted to provide a quantitative understanding of the indoline-promoted C–X bond activation (Fig. 4). Starting from the deprotonated indoline **Int-1** (equivalent to intermediate **A**), direct electron transfer to PhI is possible, though endergonic by 25.0 kcal mol^{−1} in terms of Gibbs free energy, to produce phenyl radical and radical complex **Int-2** (equivalent to intermediate **B**). Deprotonation of **Int-2** at the C–H bond neighboring the N-centered radical *via* **TS-1** is rather facile, affording the radical anion complex **Int-3** (equivalent to intermediate **C**). Though endergonic by 24.8 kcal mol^{−1}, the direct activation of PhI by anilide **Int-1** is feasible. In contrast, for PhBr and PhCl direct electron transfer is not possible since the SET step is rather endergonic (>60 kcal mol^{−1}, see the ESI†). In such cases, trace oxygen reacts with **Int-1** to afford radical complex **Int-2** with a much more favorable free energy barrier,¹⁷ and **Int-3** is subsequently generated by deprotonation.

As expected, complex **Int-3** is a more efficient electron donor, enabling exergonic SET to PhI to form the phenyl radical and isoindole complex **Int-4** (equivalent to intermediate **D**). The following aromatization process from **Int-4** to **Int-5** is also exergonic (by 18.6 kcal mol^{−1}). For the reaction of bromo-/chloroarenes, this aromatization process is of great

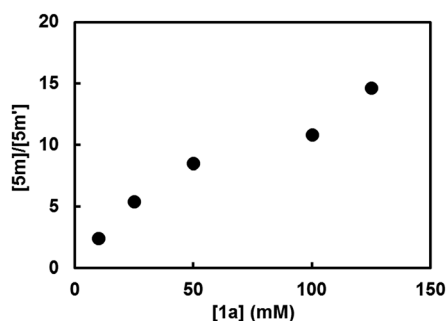


Fig. 3 Ratio between the indole products **5m** and **5m'** in the BHAS reaction of **1a** employing indoline **2m** as a mechanistic probe.

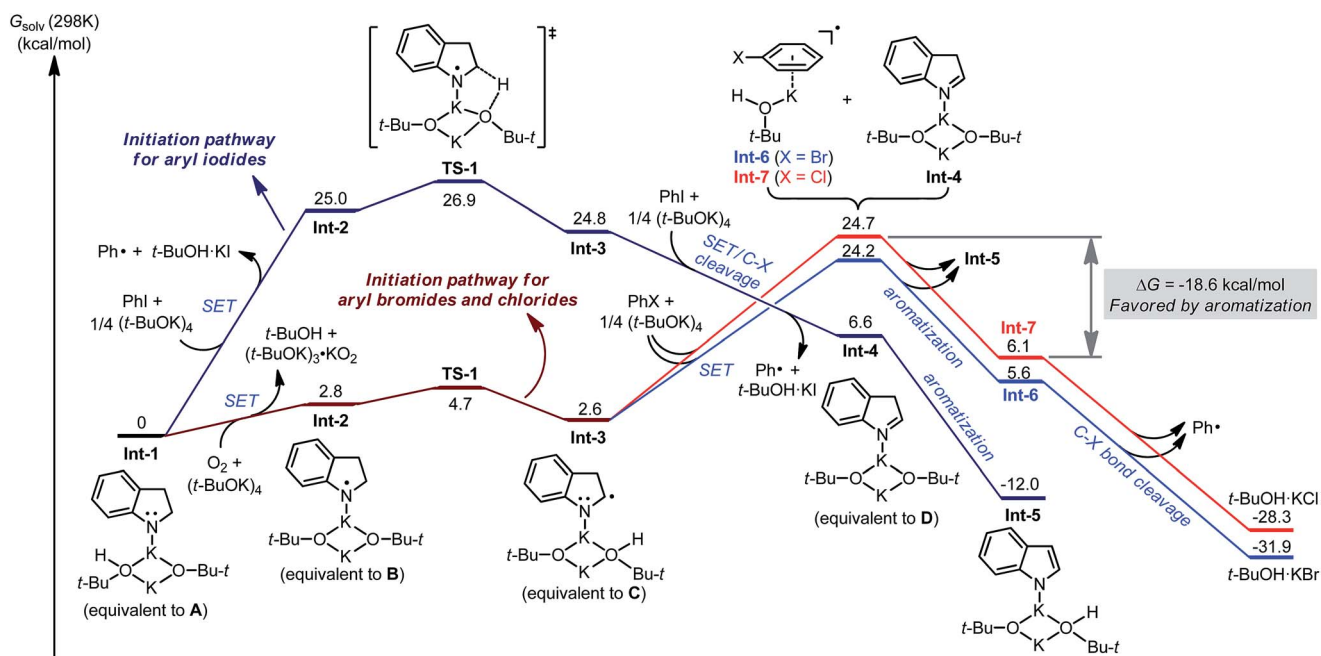
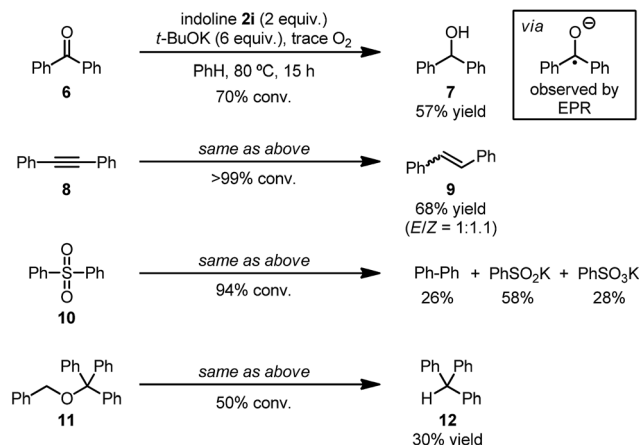


Fig. 4 Partial potential energy surface of different initiation pathways calculated at the M06-2X/6-311+G(d,p)//B3LYP/6-31G(d) level of theory.





Scheme 6 Reduction and reductive cleavage reactions using the indoline/*t*-BuOK/ O_2 system.

significance. SET from **Int-3** to PhBr/PhCl is endergonic by >20 kcal mol $^{-1}$, which hampers efficient activation of these substrates given that the following rate-limiting C–X bond cleavage requires even greater energy barriers. In combination with the aromatization process, the SET process is endergonic by *ca.* 3 kcal mol $^{-1}$, leading to a reasonable overall energy barrier for C–Br/C–Cl bond activation. Therefore, it is clear that the aromatization process helps to overcome the SET energy barrier of the challenging haloarene substrates.

Since the mechanistic study revealed that the indoline/*t*-BuOK/ O_2 reaction system could generate a potent electron donor (**Int-3**) *in situ*, we sought to exploit its potential use in single electron reduction. A preliminary study showed that this system is able to promote a series of reduction and reductive cleavage reactions (Scheme 6), such as the reduction of benzophenone (**6**)¹⁸ and diphenylacetylene (**8**),¹⁹ as well as the reductive cleavage of diphenylsulfone (**10**)²⁰ and benzyl trityl ether (**11**).²¹ These reactions traditionally required the use of potent single electron reductants (*e.g.*, alkali metals), thus the unprecedented reactivity of the present system highlights its synthetic potential. Interestingly, for the reduction of benzophenone, the formation of the benzophenone radical anion was observed by its characteristic blue color and confirmed by EPR spectroscopy,²² which further evidence the superior electron reduction ability of this system.

Conclusions

In this work, we have shown the unusual high activity of the indoline/*t*-BuOK/ O_2 system for promoting carbon–halogen bond activation in the BHAS reaction, as well as its molecular basis. A trace amount of oxygen is essential for initiating the reaction, while the aromatization process of the generated indole intermediate plays a crucial role in modulating the electron transfer reaction. The present system enabled efficient activation of more challenging carbon–halogen bonds, and demonstrated for the first time that the aromatization energy could be utilized to boost the activity of a small molecule promoter in the BHAS reaction. This concept may be utilized in

other reactions to modulate the electron transfer processes therein.

Conflicts of interest

The authors declare no competing financial interest.

Acknowledgements

The National Natural Science Foundation of China (Grant No. 21390403) and the Thousand Talents Plan for Young Professionals are acknowledged for financial support. The technology platform of CBMS and the Tsinghua Xuetang Talents Program are acknowledged for providing instrumentation and computational resources.

Notes and references

- (a) G. W. Gribble, *Structure and Biosynthesis of Halogenated Alkaloids*, in *Modern Alkaloids: Structure, Isolation, Synthesis, and Biology*, ed. E. Fattorusso and O. Taglialatela-Scafati, Wiley-VCH, Weinheim, 2008; (b) T. Kosjek and E. Heath, *Halogenated Heterocycles as Pharmaceuticals*, in *Halogenated Heterocycles: Synthesis, Application and Environment*, ed. J. Iskra, Springer, New York, 2012; (c) D. A. Petrone, J. Ye and M. Lautens, *Chem. Rev.*, 2016, **116**, 8003–8104.
- (a) W. F. Bailey and J. J. Patricia, *J. Organomet. Chem.*, 1988, **352**, 1–46; (b) F. Alonso, I. P. Beletskaya and M. Yus, *Chem. Rev.*, 2002, **102**, 4009–4091.
- (a) D. Baranano, G. Mann and J. F. Hartwig, *Curr. Org. Chem.*, 1997, **1**, 287–305; (b) J. F. Hartwig, *Angew. Chem., Int. Ed.*, 1998, **37**, 2046–2067; (c) A. F. Littke and G. C. Fu, *Angew. Chem., Int. Ed.*, 2002, **41**, 4176–4211.
- (a) C.-L. Sun, H. Li, D.-G. Yu, M. Yu, X. Zhou, X.-Y. Lu, K. Huang, S.-F. Zheng, B.-J. Li and Z.-J. Shi, *Nat. Chem.*, 2010, **2**, 1044–1049; (b) C.-L. Sun, Y.-F. Gu, W.-P. Huang and Z.-J. Shi, *Chem. Commun.*, 2011, **47**, 9813–9815.
- (a) W. Liu, H. Cao, H. Zhang, H. Zhang, K. H. Chung, C. He, H. Wang, F. Y. Kwong and A. Lei, *J. Am. Chem. Soc.*, 2010, **132**, 16737–16740; (b) S. De, S. Ghosh, S. Bhunia, J. A. Sheikh and A. S. Bisai, *Org. Lett.*, 2012, **14**, 4466–4469.
- (a) E. Shirakawa, X. Zhang and T. Hayashi, *Angew. Chem., Int. Ed.*, 2011, **50**, 11125–11128; (b) S. Sharma, M. Kumar, V. Kumar and N. Kumar, *Tetrahedron Lett.*, 2013, **54**, 4868–4871.
- H. Yang, L. Zhang and L. Jiao, *Chem.–Eur. J.*, 2017, **23**, 65–69.
- (a) A. Studer and D. P. Curran, *Angew. Chem., Int. Ed.*, 2011, **50**, 5018–5022; (b) T. L. Chan, Y. Wu, P. Y. Choy and F. Y. Kwong, *Chem.–Eur. J.*, 2013, **19**, 15802–15814; (c) A. Studer and D. P. Curran, *Nat. Chem.*, 2014, **6**, 765–773.
- (a) S. Zhou, E. Doni, G. M. Anderson, R. G. Kane, S. W. MacDougall, V. M. Ironmonger, T. Tuttle and J. A. Murphy, *J. Am. Chem. Soc.*, 2014, **136**, 17818–17826; (b) H. Yi, A. Jutand and A. Lei, *Chem. Commun.*, 2015, **51**, 545–548; (c) L. Zhang, H. Yang and L. Jiao, *J. Am. Chem. Soc.*, 2016, **138**, 7151–7160; (d) J. P. Barham, G. Coulthard,



- R. G. Kane, N. Delgado, M. P. John and J. A. Murphy, *Angew. Chem., Int. Ed.*, 2016, **55**, 4492–4496.
- 10 For selected recent examples, see: (a) Y. Gao, P. Tang, H. Zhou, W. Zhang, H. Yang, N. Yan, G. Hu, D. Mei, J. Wang and D. Ma, *Angew. Chem., Int. Ed.*, 2016, **55**, 3124–3128; (b) J. P. Barham, G. Coulthard, R. G. Kane, N. Delgado, M. P. John and J. A. Murphy, *Angew. Chem.*, 2016, **128**, 4568–4572; *Angew. Chem. Int. Ed.*, 2016, **55**, 4492–4496.
- 11 (a) E. Shirakawa, K. Itoh, T. Higashino and T. Hayashi, *J. Am. Chem. Soc.*, 2010, **132**, 15537–15539; (b) Y. Qiu, Y. Liu, K. Yang, W. Hong, Z. Li, Z. Wang, Z. Yao and S. Jiang, *Org. Lett.*, 2011, **13**, 3556–3559; (c) B. Li, X. Qin, J. You, X. Cong and J. Lan, *Org. Biomol. Chem.*, 2013, **11**, 1290–1293; (d) Y. Wu, P. Y. Choy and F. Y. Kwong, *Org. Biomol. Chem.*, 2014, **12**, 6820–6823.
- 12 The activation of aryl chlorides by SET required activated chloroarene substrates, high reaction temperature or photoactivation. For examples, see: (a) Y. Wu, S. M. Wong, F. Mao, T. L. Chan and F. Y. Kwong, *Org. Lett.*, 2012, **14**, 5306–5309; (b) I. Ghosh, T. Ghosh, J. I. Bardagi and B. König, *Science*, 2014, **346**, 725–728; (c) D. Ghosh, J.-Y. Lee, C.-Y. Liu, Y.-H. Chiang and H. M. Lee, *Adv. Synth. Catal.*, 2014, **356**, 406–410; (d) M. Jiang, H. Li, H. Yang and H. Fu, *Angew. Chem., Int. Ed.*, 2017, **56**, 874–879; (e) T. Hokamp, A. Dewanji, M. Lübbesmeyer, C. Mück-Lichtenfeld, E.-U. Würthwein and A. Studer, *Angew. Chem., Int. Ed.*, 2017, **56**, 13275–13278.
- 13 (a) N. Takeda, P. V. Poliakov, A. R. Cook and J. R. Miller, *J. Am. Chem. Soc.*, 2004, **126**, 4301–4309; (b) C. Coostentin, M. Robert and J.-M. Saveant, *J. Am. Chem. Soc.*, 2004, **126**, 16051–16057; (c) J. J. Devery, J. D. Nguyen, C. Dai and C. R. J. Stephenson, *ACS Catal.*, 2016, **6**, 5962–5967.
- 14 L. Pause, M. Robert and J.-M. Saveant, *J. Am. Chem. Soc.*, 1999, **121**, 7158–7159.
- 15 The bond dissociation energy (BDE) data were taken from the Internet Bond-energy Databank (iBond), see: <http://ibond.chem.tsinghua.edu.cn> or <http://ibond.naikai.edu.cn>.
- 16 (a) D. Griller and K. U. Ingold, *Acc. Chem. Res.*, 1980, **13**, 317–323; (b) A. L. J. Beckwith and V. W. Bowry, *J. Am. Chem. Soc.*, 1994, **116**, 2710–2716.
- 17 W. B. Liu, D. P. Schuman, Y. F. Yang, A. A. Toutov, Y. Liang, H. F. T. Klare, N. Nesnas, M. Oestreich, D. G. Blackmond, S. C. Virgil, S. Banerjee, R. N. Zare, R. H. Grubbs, K. N. Houk and B. M. Stoltz, *J. Am. Chem. Soc.*, 2017, **139**, 6867–6879.
- 18 (a) M. Gomberg and W. E. Bachmann, *J. Am. Chem. Soc.*, 1927, **49**, 236–257; (b) R. Sato, T. Nagaoka, T. Goto and M. Sarro, *Bull. Chem. Soc. Jpn.*, 1990, **63**, 290–292; (c) G. Kleiner, A. Tarnopolsky and S. Hoz, *Org. Lett.*, 2005, **7**, 4197–4200.
- 19 (a) A. Maercker, M. Kemmer, H. C. Wang, D.-H. Dong and M. Szwarc, *Angew. Chem., Int. Ed.*, 1998, **37**, 2136–2138; (b) L. H. Li, L. C. Li and C. H. Xu, *Chin. Chem. Lett.*, 2012, **23**, 69–72; (c) U. Rayhan, Z. Kowser, C. Redshaw and T. Yamato, *Tetrahedron*, 2016, **72**, 6943–6947.
- 20 (a) E. Constantinescu, M. Hillebrand, E. Volanschi, M. Andrei, G. Ivanescu and O. Maior, *J. Electroanal. Chem.*, 1995, **395**, 211–220; (b) D. P. Morales, A. S. Taylor and S. C. Farmer, *Molecules*, 2010, **15**, 1265–1269; (c) F. Schoenebeck, J. A. Murphy, S.-Z. Zhou, Y. Uenoyama, Y. Miclo and T. Tuttle, *J. Am. Chem. Soc.*, 2007, **129**, 13368–13369.
- 21 M. Yus, C. Behloul and D. Guijarro, *Synthesis*, 2003, **14**, 2179–2184.
- 22 J. Säuberlich, O. Brede and D. Beckert, *J. Phys. Chem.*, 1996, **100**, 18101–18107.

