

Chemical Science

Accepted Manuscript



This article can be cited before page numbers have been issued, to do this please use: H. Luo, Z. Yang, W. Lin, Y. Zheng and S. Ma, *Chem. Sci.*, 2018, DOI: 10.1039/C7SC04079B.



This is an Accepted Manuscript, which has been through the Royal Society of Chemistry peer review process and has been accepted for publication.

Accepted Manuscripts are published online shortly after acceptance, before technical editing, formatting and proof reading. Using this free service, authors can make their results available to the community, in citable form, before we publish the edited article. We will replace this Accepted Manuscript with the edited and formatted Advance Article as soon as it is available.

You can find more information about Accepted Manuscripts in the [author guidelines](#).

Please note that technical editing may introduce minor changes to the text and/or graphics, which may alter content. The journal's standard [Terms & Conditions](#) and the ethical guidelines, outlined in our [author and reviewer resource centre](#), still apply. In no event shall the Royal Society of Chemistry be held responsible for any errors or omissions in this Accepted Manuscript or any consequences arising from the use of any information it contains.

A Catalytic Highly Enantioselective Allene Approach to Oxazolines

Cite this: DOI: 10.1039/x0xx00000x

Hongwen Luo,^{b,†} Zheng Yang,^{a,†} Weilong Lin,^{a,†} Yangguangyan Zheng,^c and Shengming Ma^{a,c,*}

Received 00th January 2012,
Accepted 00th January 2012

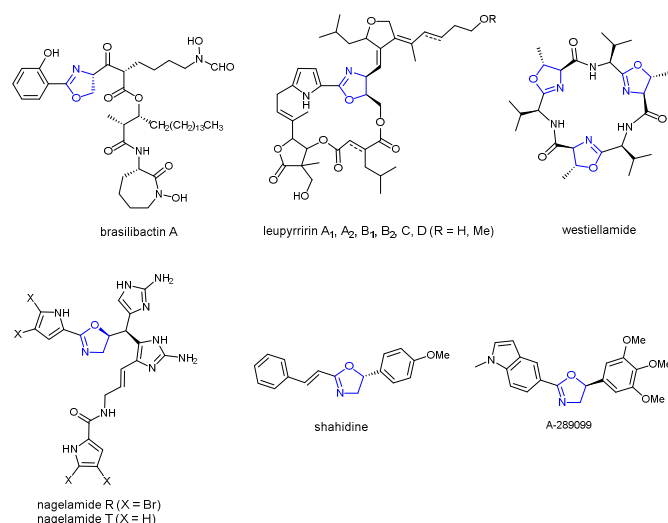
DOI: 10.1039/x0xx00000x

www.rsc.org/

Oxazolines are a very important class of heterocyclic compounds. However, catalytic enantioselective syntheses are very limited. Here, a highly enantioselective palladium-catalyzed coupling-cyclization of readily available *N*-(buta-2,3-dienyl) amides with aryl or 1-alkenyl iodides has been developed for the asymmetric construction of oxazoline derivatives. Many synthetically useful functional groups are tolerated in this reaction. The absolute configuration of the chiral center in the products has been established by X-ray diffraction study. A model for prediction of the absolute configuration of the chiral center in the products from this cyclic enantioselective nucleophilic allylation has been proposed. The synthetic potentials based on the unique structure of the products formed have also been demonstrated.

Introduction

As a very important class of heterocyclic compounds, optically active oxazoline is not only present in many biologically active natural and unnatural compounds¹⁻⁷ (Scheme 1), but also a very versatile functional group in organic synthesis.⁸⁻¹¹



Scheme 1. Oxazoline natural products and drug. Selected examples of natural products and drugs containing oxazoline with chiral centers at 4- or 5-position.

They are usually synthesized from stoichiometric amounts of optically active amino alcohols, which instead are prepared from optically active amino acids. However, catalytic enantioselective approaches to optically active oxazolines are still very limited. Enantioselective alkylation of oxazolines under the catalysis of optically active phase-transfer catalyst¹²⁻

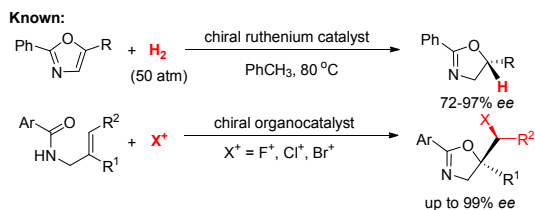
¹⁴ and desymmetrization of *N*-(1,3-dihydroxy-2-alkyl) amides¹⁵ have been developed for the synthesis of optically active oxazolines with a chiral center at the 4-position. Enantioselective reactions of oxazolines,¹⁶⁻¹⁸ meso-aziridines,¹⁹ and 2-isocyanocarboxylates²⁰⁻²⁷ have been realized by applying different chiral catalysts for the synthesis of optically active oxazolines with chiral centers at both 4- and 5-positions. On the other hand, the ruthenium-catalyzed chemo- and enantioselective hydrogenation of the C=C bond in pre-formed oxazoles with 50 atm of H₂²⁸ and enantioselective halocyclization of stereodefined *N*-(2-alkenyl) amides with an organocatalyst²⁹⁻³³ have been reported for oxazoline derivatives with a chiral center at the 5-position (Scheme 2A). These two pioneering contributions suffer from limitation of the starting materials and products. Thus, due to the importance of oxazolines, development of new catalytic enantioselective protocols for the efficient preparation of optically active oxazolines from readily available common chemicals is of current interest. On the other hand, we have been interested in developing enantioselective cyclization of allenes with a nucleophilic functionality for the catalytic asymmetric synthesis of heterocyclic compounds.³⁴⁻³⁹ Based on our recent development of straightforward method for the synthesis of allenes,⁴⁰ we envisioned a catalytic enantioselective allene approach to this class of compounds via the in-situ generation of 2-substituted π -allylic palladium intermediate and subsequent intramolecular allylic trapping by the oxygen atom in the amide functionality.⁴⁰⁻⁴³ Such an enantioselective allylation is challenging due to the presence of the 2-substituent (R'), which has greatly complicated the relative energy of the *syn*- and *anti*- π -allylic palladium intermediates (Scheme 2B).



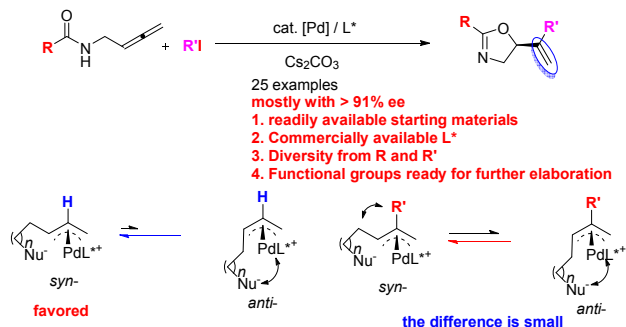
ARTICLE

Herein, we wish to report our recent results for identifying a chiral ligand for the catalytic highly enantioselective synthesis of oxazoline derivatives with a chiral center at the 5-position. Such a strategy enjoys the diversity from R and R' of both readily available starting materials and the construction of library for nagelamide R,⁵ shahidine,⁶ and the anticancer agents A-289099.⁷ In addition, the reactive functional groups in R and R' and the C=C bonds in the products make this method synthetically very attractive.

A: Methods for oxazolines with a chiral center at 5-position



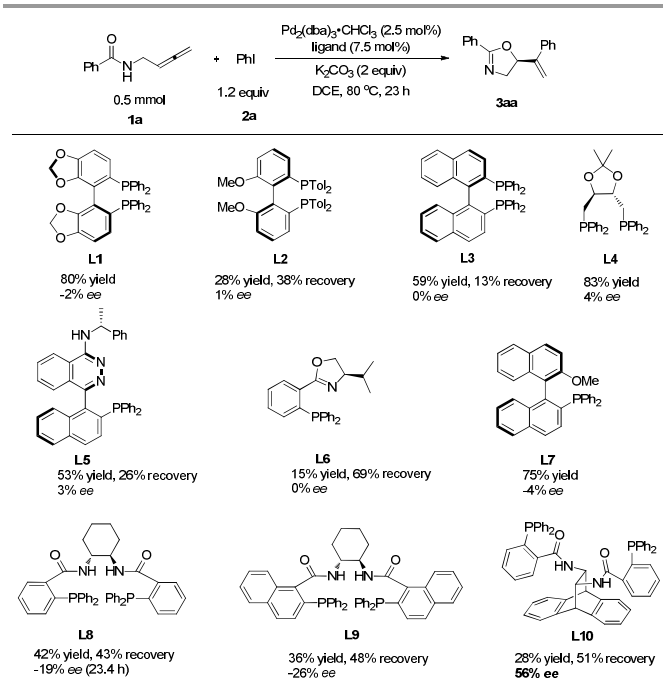
B: This work



Scheme 2. Enantioselective approaches to oxazolines. (A) Known methods for oxazolines with a chiral center at 5-position. (B) This work: palladium-catalyzed asymmetric cyclization protocol from readily available common chemicals.

Results

Optimization of the reaction. *N*-(Buta-2,3-dienyl)amide **1a** and iodobenzene **2a** were selected for our preliminary study on asymmetric cyclizative coupling reaction. However, with the biaryl-based phosphine ligand (S)-SEGPHOS (**L1**), the desired oxazoline **3aa** was afforded in only 2% ee albeit a high yield. The reaction with other ligands, such as P,P-ligands (**L2-L4**), P,N-ligands (**L5-L6**), and P,O-ligand (**L7**), still yielded almost a racemic product. To our delight, Trost ligands (**L8-L10**)⁴⁴⁻⁴⁵ performed better in this reaction, and **L10** was found to be the best (Figure 3, For the results with more ligands, see Supplementary Figure S1 in the Supplementary Information).



The yield of **3aa** and recovery of **1a** were determined by ¹H NMR analysis.

Scheme 3. The effect of ligands. **L10** was found to be the best.

Further screening on the effect of bases led to the observation that Cs₂CO₃ is the best (Table 1, for the results with more bases, see Supplementary Table S1 in the Supplementary Information).

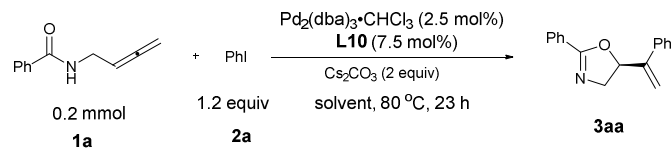
Table 1 | The effect of base.^a

Entry	Base	3aa		Recovery of 1a (%) ^b
		Yield (%) ^b	ee (%) ^c	
1 ^d	Na ₂ CO ₃	4	n.d. ^e	85
2	K ₂ CO ₃	42	51	43
3	Rb ₂ CO ₃	67	66	27
4	Cs ₂ CO ₃	77	72	6
5	Na ₃ PO ₄	47	58	37
6	K ₃ PO ₄	66	71	16
7	LiOH	36	42	47
8	NaOH	64	45	19
9	KOH	27	62	47
10	LiO ^t Bu	37	31	25
11	TEA	3	n.d. ^e	71

^a Unless indicated otherwise, the experiments were performed with **1a** (0.2 mmol), **2a** (0.24 mmol), Pd₂(dba)₃·CHCl₃ (0.005 mmol), **L10** (0.015 mmol), and base (0.4 mmol) in DCE (2 mL) at 80 °C under Ar atmosphere. ^b The yield and recovery were determined by ¹H NMR analysis using 1,3,5-trimethylbenzene as the internal standard. ^c The ee values were determined by HPLC analysis. ^d Reaction time: 22.5 h. ^e n.d.= not determined.



The striking effect of solvent. To further improve the enantioselectivity, we investigated the solvent effect (Table 2). Other halogen-containing solvents such as 1,1-dichloroethane and 1,1,1-trichloroethane failed to provide better results (Table 2, entries 1 and 2). Etheric solvents such as DME, THF, MTBE, and dioxane also failed to improve the enantioselectivity (Table 2, entries 3-6). Interestingly, when aromatic solvents were employed, higher enantioselectivity was constantly observed (Table 2, entries 7-11, 79%~88% *ee*) albeit with some recovery of **1a**. It is surprising that the reaction with a slightly higher equiv of **2a** and a low concentration in benzene at a higher temperature of 90 °C improved the *ee* to 94% (Compare entry 11 with entry 12) (for more details, see Supplementary Table S2-S4 in the Supplementary Information)! Thus, we defined that the reaction of *N*-(buta-2,3-dienyl)amide **1a** (0.5 mmol) with iodobenzene **2a** (1.0 mmol) in benzene (6 mL) at 90 °C as the standard conditions.

Table 2 | The effect of solvent.^a


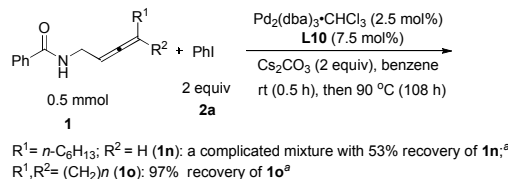
Entry	Solvent	3aa		Recovery of 1a (%) ^b
		Yield (%) ^b	<i>ee</i> (%) ^c	
1 ^d	CH ₃ CHCl ₂	60	64	30
2 ^e	CH ₃ CCl ₃	24	67	64
3 ^d	THF	6	n.d. ^f	94
4	DME	80	10	3
5	MTBE	59	52	-
6	Dioxane	54	46	34
7	PhCH ₃	68	79	5
8	<i>o</i> -Xylene	69	87	25
9	<i>m</i> -Xylene	66	88	27
10	<i>p</i> -Xylene	71	87	24
11 ^g	Benzene	69	85	27
12 ^h	Benzene	83ⁱ	94	-

^a Unless indicated otherwise, the experiments were performed with **1a** (0.2 mmol), **2a** (0.24 mmol), Pd₂(dba)₃·CHCl₃ (0.005 mmol), **L10** (0.015 mmol), and Cs₂CO₃ (0.4 mmol) in solvent (2 mL) for 23 h at 80 °C under Ar atmosphere. ^b The yield and recovery were determined by ¹H NMR analysis using 1,3,5-trimethylbenzene as the internal standard. ^c The *ee* values were determined by HPLC analysis. ^d The reaction was conducted at 70 °C. ^e Reaction time: 22.5 h. ^f n.d.= not determined. ^g Reaction time: 21 h. ^h The reaction was conducted with **1a** (0.5 mmol), **2a** (1.0 mmol), Pd₂(dba)₃·CHCl₃ (0.0125 mmol), **L10** (0.0375 mmol), and Cs₂CO₃ (1.0 mmol) in benzene (6 mL) for 0.5 h at rt, then 39 h at 90 °C under Ar atmosphere. ⁱ Isolated yield.

Substrate Scope. With the optimized protocol in hand, we investigated the generality of this transformation. As shown in Table 3, a variety of optically active oxazoline derivatives could be prepared: *N*-(buta-2,3-dienyl)amides **1** with R¹ being electron-donating substituents, such as 2- or 4-methyl and 4-methoxy groups, performed well with iodobenzene, affording

the desired oxazoline products **3ba-3da** with 64-82% yields and 93-96% *ees*. Synthetically attractive halogen groups (F, Cl, Br) in substrates **1** were also tolerated in this reaction with high yields and *ee* values. The reaction of alkenyl or heteroaromatic substituted amides proceeded smoothly to afford the corresponding products **3ha** or **3ia** in 71% and 88% yields, 88% and 81% *ees*, respectively. For aryl iodides, different electron-donating groups (Me, ^tPr, OMe) or Ph (**2b-2g**) were tolerated with very limited influence on the yields and enantioselectivity (73-84% yields, 93-96% *ees*). When 4-acylphenyl iodide **2n** was subjected to the reaction, the corresponding oxazoline **3an** was obtained in 75% yield and 88% *ee*. Halogen group (F, Cl, Br)-substituted aryl iodides **2** are also suitable for this transformation, affording oxazoline derivatives **3ah-3am** in 77-86% yields and 91-94% *ees*. Sensitive functional groups such as primary amine (**2o**), ester (**2p**), and aldehyde group (**2q**) could be tolerated. It should be noted that the steric effect in those two starting materials does not affect the enantioselectivity. The absolute configuration of **3ga** with **L10** was established as *S* by single-crystal X-ray diffraction study.⁴⁶

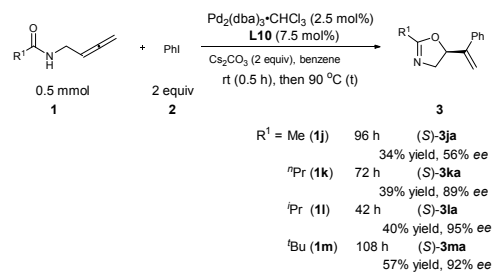
We also tried the reaction of non-terminal allenes **1n** and **1o** with phenyl iodide, however, neither of them afforded the corresponding oxazoline product (Scheme 4).



^a Determined by ¹H NMR analysis using 1,3,5-trimethylbenzene as the internal standard.

Scheme 4. The reaction of non-terminal allenes

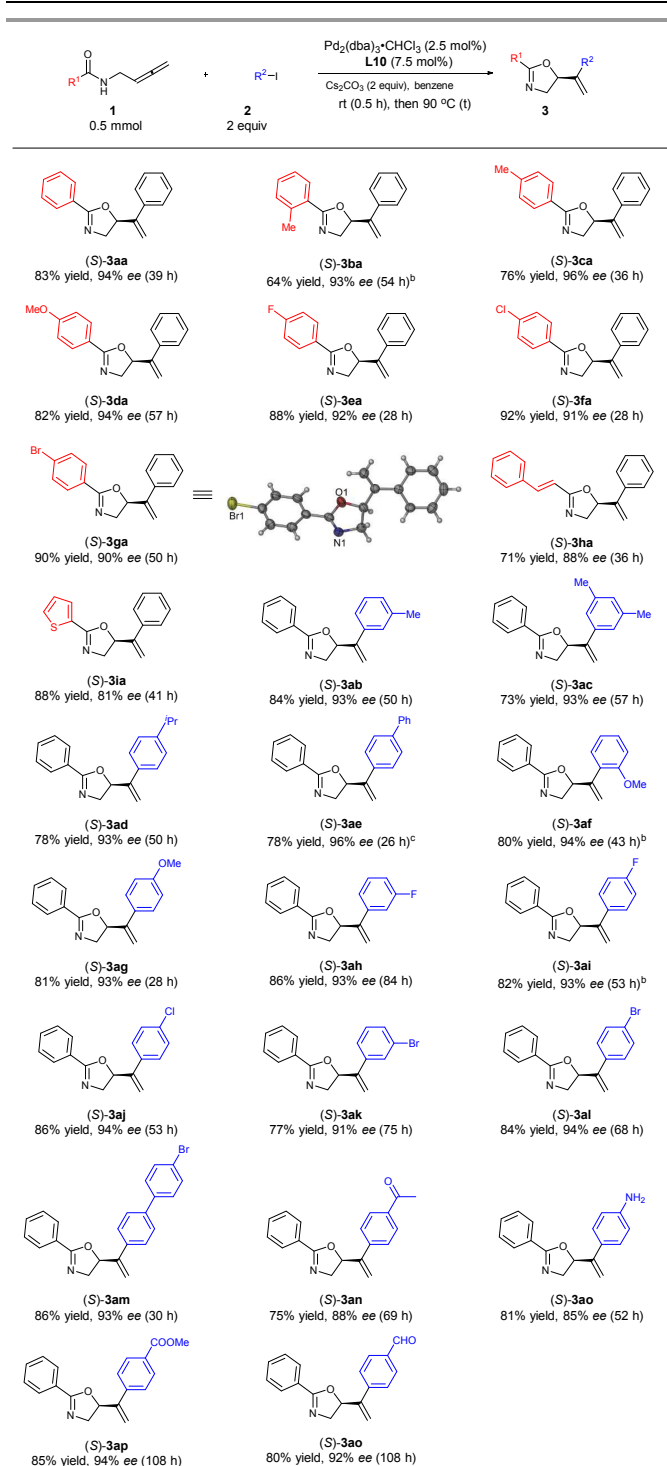
The Steric effect of the R¹ group. Interestingly, R¹ may also be an alkyl group albeit with a low yield and the *ee* increased with its steric hindrance: with R¹ being ^tPr, the *ee* reached 95%, indicating that the steric hindrance of the aryl group is also critical for enantioselectivity shown in Table 3. The reaction of *t*-butyl-substituted amide **1m** is much slower with an enantioselectivity of 92% (Scheme 5).



Scheme 5 Steric effect of the R¹ group



ARTICLE

Table 3 | Scope of palladium-catalyzed asymmetric coupling cyclization reaction of *N*-(buta-2,3-dienyl)amides and aryl iodides.^a

^a Unless indicated otherwise, the experiments were performed with **1** (0.5 mmol), **2** (1.0 mmol), $\text{Pd}_2(\text{dba})_3 \cdot \text{CHCl}_3$ (0.0125 mmol), **L10** (0.0375 mmol), and Cs_2CO_3 (1.0 mmol) in benzene (6 mL) at rt (0.5 h) and 90 °C under Ar atmosphere. ^b The reaction was conducted in 4 mL of benzene. ^c With (*S,S*)-**L10** purchased from Sigma-Aldrich, 90% ee of (*R*)-**3ag** was obtained.

Moreover, the reactivity of phenyl chloride is too low resulting in 97% recovery of starting material **1a**; the reaction of phenyl bromide proceeded much slower (32% conversion in 65 hours); phenyl triflate afforded a complicated mixture (Table 4).

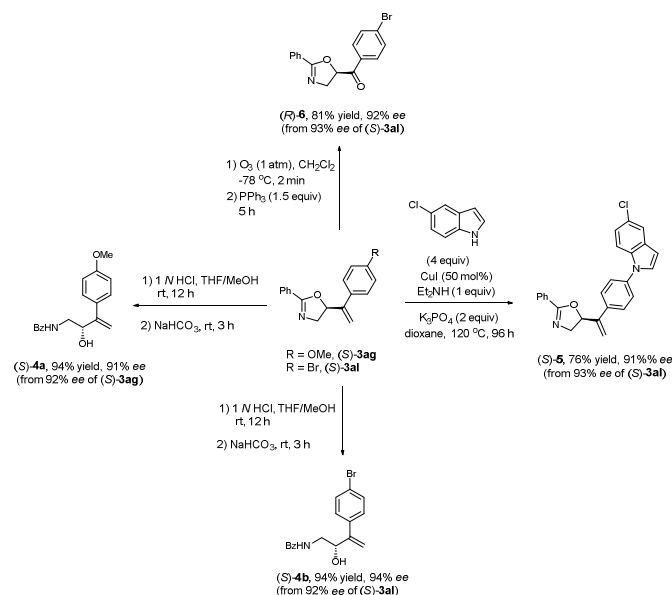
Table 4 | The reaction of phenyl chloride, bromide, and triflate.^a

Reaction scheme showing the reaction of **1a** (0.5 mmol) and **2** (2 equiv) using $\text{Pd}_2(\text{dba})_3 \cdot \text{CHCl}_3$ (2.5 mol%), **L10** (7.5 mol%), Cs_2CO_3 (2 equiv) in benzene at rt (0.5 h) and 90 °C (t).

Entry	X	Time (h)	Results ^a
1	Cl	65	97% recovery of 1a
2	Br	65	32% 3aa , 65% recovery of 1a
3	OTf	108	complicated mixture

^a Determined by ¹H NMR analysis using 1,3,5-trimethylbenzene as the internal standard.

Synthetic Applications. As shown in Table 3 and Scheme 4, these synthetically useful substituents such as Ar-OMe, Ar-Cl, Ar-Br, and Ar-acyl groups and the pre-installed (in (*S*)-**3ha**) or in-situ formed C=C bonds in every case make these chiral oxazolines ready for further transformations as demonstrated in Scheme 6 and affording the biologically interesting F-containing products efficiently. Hydrolysis of (*S*)-**3ag** and (*S*)-**3al** under acidic conditions readily afforded the useful optically active β -amino alcohols (*S*)-**4a** and (*S*)-**4b** in 91% and 94% *ees*, respectively.⁴⁷ The C-N coupling of (*S*)-**3al** with 5-chloro-1H-indole was also realized using 50 mol% of CuI affording (*S*)-**5** in 76% yield and 91% *ee*.⁴⁸ Additionally, ozonolysis of the C=C bond in (*S*)-**3al** afforded the rather sensitive product, 5-acetyl-substituted oxazoline (*R*)-**6**, without racemization.⁴⁹



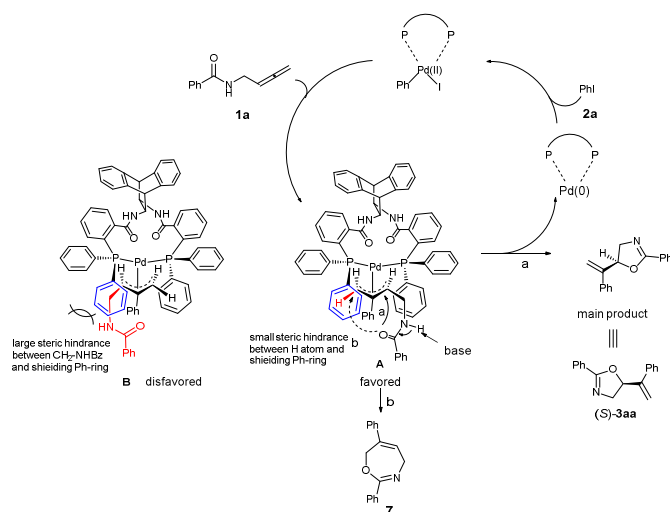
Scheme 6. Synthetic potentials of oxazoline products.

The effect of the leaving group X



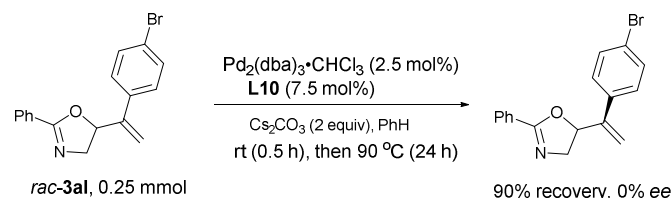
Discussion

A model for the prediction of absolute configuration in the products with the Trost ligand **L10** is shown below: oxidative addition of Pd(0) with iodobenzene **2a** and subsequent carbopalladation with *N*-(buta-2,3-dienyl)amide **1a** would form two π -allylic palladium intermediates **A** or **B**. The intermediates **A** is preferred over **B** due to the steric interaction of the amide group with the axial phenyl group, thus, subsequent nucleophilic *O*-attack in intermediate **A** (path a) leads to the product **3aa** with the observed *S*-configuration (Scheme 7). In addition, the formation of the seven-membered product **7** is disfavored for the longer distance of nucleophilic *O*-centered nucleophile as compared to that for the formation the 5-membered **3aa** (path a vs. path b).



Scheme 7. A proposed mechanism and prediction of the absolute configuration of the product. Due to the steric interaction of the amide group with the axial phenyl group, the product **3aa** was observed with the absolute *S*-configuration.

Stirring racemic **3al** under the optimized reaction system for 24 hours, no *ee* was detected with the recovered oxazoline, which means that the allylic cleavage in *rac*-**3al** is not possible (Scheme 8).



Scheme 8 Mechanistic study. No *ee* was detected with the recovered oxazoline, which means that the nucleophilic *O*-attack in intermediate **A** of the mechanistic proposal is irreversible.

Conclusion

In conclusion, we have developed a completely different approach for the asymmetric construction of oxazoline

derivatives with an excellent enantioselectivity via the palladium-catalyzed coupling-cyclization of *N*-(buta-2,3-dienyl)amides with aryl iodides. The easily accessible and diversified nature of both starting materials,^{40,50} the compatibility of useful functional groups, generality, and the synthetic potentials of the oxazoline and C=C bond make this method of high interest to both organic and medicinal chemists. Further studies in this area are being actively pursued in out laboratory.

Conflicts of interest

There are no conflicts to declare.

Acknowledgements

Financial support from the National Science Foundation of China (Grant No.21690063) is greatly appreciated. We thank Mr. Shihua Song in this group for reproducing the results of (*S*)-**3ca**, (*S*)-**3ea**, and (*S*)-**3af** presented in this study.

Notes and references

^a State Key Laboratory of Organometallic Chemistry, Shanghai Institute of Organic Chemistry, Chinese Academy of Sciences, 345 Lingling Lu, Shanghai 200032, P. R. China.

^b Shanghai Key Laboratory of Green Chemistry and Chemical Process, Department of Chemistry, East China Normal University, 3663 North Zhongshan Lu, Shanghai 200062, P. R. China.

^c Department of Chemistry, Fudan University, 220 Handan Road, Shanghai 200433, P. R. China.

[†] These three authors contributed equally to this work.

Electronic Supplementary Information (ESI) available: experimental section, characterization of all compounds, and copies of ¹H and ¹³C NMR spectra of selected compounds. See DOI: 10.1039/b000000x/

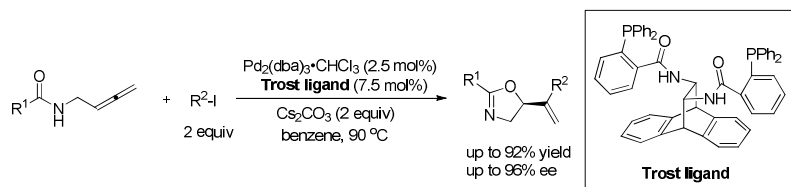
- B. S. Davidson, *Chem. Rev.*, 1993, **93**, 1771.
- M. Tsuda, M. Yamakawa, S. Oka, Y. Tanaka, Y. Hoshino, Y. Mikami, A. Sato, H. Fujiwara, Y. Ohizumi, J. Kobayashi, *J. Nat. Prod.*, 2005, **68**, 462.
- H. B. Bode, H. Irschik, S. C. Wenzel, H. Reichenbach, R. Müller, G. Höfle, *J. Nat. Prod.*, 2003, **66**, 1203.
- M. R. Prinsep, R. E. Moore, I. A. Levine, G. M. L. Patterson, *J. Nat. Prod.*, 1992, **55**, 140.
- A. Araki, T. Kubota, K. Aoyama, Y. Mikami, J. Fromont, J. Kobayashi, *Org. Lett.*, 2009, **11**, 1785.
- S. Faizi, F. Farooqi, S. Zikr-Ur-Rehman, A. Naz, F. Noor, F. Ansari, A. Ahmad, S. A. Khan, *Tetrahedron*, 2009, **65**, 998.
- S. K. Tahir, M. A. Nukkala, N. A. Z. Mozny, R. B. Credo, R. B. Warner, Q. Li, K. W. Woods, A. Claiborne, S. L. Gwaltney, D. J. Frost, H. L. Sham, S. H. Rosenberg, S.-C. Ng, *Mol. Cancer Ther.*, 2003, **2**, 227.
- R. H. Wiley, L. L. Bennett, *Chem. Rev.*, 1949, **44**, 447.
- J. A. Frump, *Chem. Rev.*, 1971, **71**, 483.
- M. Reuman, A. I. Meyers, *Tetrahedron*, 1985, **41**, 837.
- T. G. Gant, A. I. Meyers, *Tetrahedron*, 1994, **50**, 2297.



ARTICLE

12. S.-S. Jew, Y.-J. Lee, J. Lee, M. J. Kang, B.-S. Jeong, J. H. Lee, M.-S. Yoo, M.-J. Kim, S.-H. Choi, J.-M. Ku, H.-G. Park, *Angew. Chem. Int. Ed.*, 2004, **43**, 2382.
13. Y.-J. Lee, J. Lee, M.-J. Kim, T.-S. Kim, H.-G. Park, S.-S. Jew, *Org. Lett.*, 2005, **7**, 1557.
14. Y.-J. Lee, J. Lee, M.-J. Kim, B.-S. Jeong, J. H. Lee, T.-S. Kim, J. Lee, J.-M. Ku, S.-S. Jew, H.-G. Park, *Org. Lett.*, 2005, **7**, 3207.
15. Y. Tsuda, M. Kuriyama, O. Onomura, *Chem. Eur. J.*, 2012, **18**, 2481.
16. H. Suga, K. Ikai, T. Ibata, *Tetrahedron Lett.*, 1998, **39**, 869.
17. H. Suga, K. Ikai, T. Ibata, *J. Org. Chem.*, 1999, **64**, 7040.
18. D. A. Evans, J. M. Janey, N. Magomedov, J. S. Tedrow, *Angew. Chem. Int. Ed.*, 2001, **40**, 1884.
19. M. Punk, C. Merkle, K. Kennedy, J. B. Morgan, *ACS Catal.*, 2016, **6**, 4694.
20. Y. Ito, M. Sawamura, T. Hayashi, *J. Am. Chem. Soc.*, 1986, **108**, 6405.
21. S. D. Pastor, A. Togni, *J. Am. Chem. Soc.*, 1989, **111**, 2333.
22. F. Gorla, A. Togni, L. M. Venanzi, *Organometallics*, 1994, **13**, 1607.
23. J. M. Longmire, X. Zhang, *Organometallics*, 1998, **17**, 4374.
24. Y. Motoyama, H. Kawakami, K. Shimozone, K. Aoki, H. Nishiyama, *Organometallics*, 2002, **21**, 3408.
25. M.-X. Xue, C. Guo, L.-Z. Gong, *Synlett.*, 2009, **13**, 2191.
26. F. Sladojevich, A. Trabocchi, A. Guarna, D. J. Dixon, *J. Am. Chem. Soc.*, 2011, **133**, 1710.
27. H. Y. Kim, K. Oh, *Org. Lett.*, 2011, **13**, 1306.
28. R. Kuwano, N. Kameyama, R. Ikeda, *J. Am. Chem. Soc.*, 2011, **133**, 7312.
29. A. Jaganathan, A. Garzan, D. C. Whitehead, R. J. Staples, B. Borhan, *Angew. Chem. Int. Ed.*, 2011, **50**, 2593.
30. A. Jaganathan, B. Borhan, *Org. Lett.*, 2014, **16**, 3616.
31. V. Rauniyar, A. D. Lackner, G. L. Hamilton, F. D. Toste, *Science*, 2011, **334**, 1681.
32. Y. Kawato, A. Kubota, H. Ono, H. Egami, Y. Hamashima, *Org. Lett.*, 2015, **17**, 1244.
33. Y. Kawato, H. Ono, A. Kubota, Y. Nagao, N. Morita, H. Egami, & Y. Hamashima, *Chem. Eur. J.*, 2016, **22**, 2127.
34. Q. Yang, X. Jiang, S. Ma, *Chem. Eur. J.*, 2007, **13**, 9310.
35. W. Shu, Q. Yang, G. Jia, S. Ma, *Tetrahedron*, 2008, **64**, 11159.
36. W. Shu, S. Ma, *Chem. Commun.*, 2009, 6198.
37. W. Shu, S. Ma, *Tetrahedron*, 2010, **66**, 2869.
38. W. Shu, Q. Yu, G. Jia, S. Ma, *Chem. Eur. J.*, 2011, **17**, 4720.
39. X. Xie, S. Ma, *Chem. Commun.*, 2013, **49**, 5693.
40. B. Chen, N. Wang, W. Fan, S. Ma, *Org. Biomol. Chem.*, 2012, **10**, 8465.
41. G. R. Cook, W. Xu, *Heterocycles*, 2006, **67**, 215.
42. S. Inuki, Y. Yoshimitsu, S. Oishi, N. Fujii, H. Ohno, *Org. Lett.*, 2009, **11**, 4478.
43. N. Wang, B. Chen, S. Ma, *Asian J. Org. Chem.*, 2014, **3**, 723.
44. B. M. Trost, D. L. Van Vranken, *Angew. Chem., Int. Ed.*, 1992, **31**, 228.
45. B. M. Trost, D. L. Van Vranken, C. Bingel, *J. Am. Chem. Soc.*, 1992, **114**, 9327.
46. Crystal data for compound (*S*)-**3ga**: C₁₇H₁₄BrNO, MW = 328.20, orthorhombic, space group P2(1)2(1)2(1), final R indices [I > 2σ(I)], R1 = 0.0230, wR2 = 0.0559; R indices (all data), R1 = 0.0260, wR2 = 0.0569; a = 6.1624(6) Å, b = 7.7041(7) Å, c = 30.136(3) Å, α = 90.00°, β = 90.00°, γ = 90.00°, V = 1430.7(2) Å³, T = 296(2) K, Z = 4, reflections collected/unique 16442/2517 (Rint = 0.0340), number of observations [> 2σ(I)] 2337, parameters: 181. Supplementary crystallographic data have been deposited at the Cambridge Crystallographic Data Centre, CCDC 1506167.
47. J.-E. Joo, K.-Y. Lee, V.-T. Pham, Y.-S. Tian, W.-H. Ham, *Org. Lett.*, 2007, **9**, 3627.
48. N. Wang, B. Chen, S. Ma, *Adv. Synth. Catal.*, 2014, **356**, 485.
49. V. Komanduri, M. J. Krische, *J. Am. Chem. Soc.*, 2006, **128**, 16448.
50. H. Luo, S. Ma, *Eur. J. Org. Chem.*, 2013, 3041.
51. M. E. Fox, A. Gerlach, I. C. Lennon, G. Meek, C. Praquin, *Synthesis*, 2005, 3196.





A completely different approach for the asymmetric construction of oxazoline derivatives with an excellent enantioselectivity via the palladium-catalyzed coupling-cyclization of *N*-(buta-2,3-dienyl)amides with aryl iodides has been reported.

