



Cite this: *Org. Biomol. Chem.*, 2018, **16**, 750

Bioinspired total synthesis of tetrahydrofuran lignans by tandem nucleophilic addition/redox isomerization/oxidative coupling and cycloetherification reactions as key steps†

Pratap R. Jagtap,^a Ivana Císařová^b and Ullrich Jahn *^a

A very short three-step approach to *trans,trans,trans*-2,5-diaryl-3,4-dimethyltetrahydrofuran lignans is reported. The carbon skeleton is assembled in a single step based on an unprecedented tandem reaction consisting of 1,2-addition of aryllithium reagents to α,β -unsaturated aldehydes, ruthenium-catalyzed redox isomerization of the resulting alkoxides to enolates and their dimerization triggered by single electron oxidation. The resulting 2,3-dialkyl-1,4-diketones form with moderate to good *d/l*-diastereoselectivity and are transformed to the target tetrahydrofuran lignans by reduction and diastereoselective cycloetherification.

Received 20th November 2017,
Accepted 8th December 2017

DOI: 10.1039/c7ob02848b

rsc.li/obc

Introduction

Tetrahydrofuran lignans **I–III** are a large class of plant-based natural products (Scheme 1).¹ They display species-specific defined substitution patterns and stereochemistry at the carbon atoms of the tetrahydrofuran rings. All THF lignans are thought to result from the same achiral precursors coniferyl alcohol **IV** (R = OH) or isoeugenol (R = H).² They are subject to oxidatively generate radicals **V**, which couple to quinone methides **VII** *via* presumed arrangement **VI** in the active site of a dirigent protein. This sets the absolute stereochemistry at C3–C4 and allows subsequent cyclization to pinoresinol **VIII**, which is enzymatically transformed to lignans of types **I** and **II**. In contrast, hydration of dimeric **VII** provides the diastereomeric lignans of type **III**. It is noteworthy that tetrahydrofuran lignans **III** with the 3,4-*cis*- as well as 3,4-*trans*-dimethyl configuration were isolated and the relative configuration of the 2,5-diaryl units with respect to the 3,4-positions is variable. Even a THF lignan with the sterically most demanding all-*cis*-configuration has been very recently isolated;^{1f} thus, all relative and absolute configurations at the tetrahydrofuran ring are

found in these natural products showing that the coupling stereochemistry of radicals **VI** to quinone methides **VII** varies strongly, and also suggesting strong constraints in the subsequent hydration step from **VII** to tetrahydrofurans **III**. Since tetrahydrofuran lignans display diverse and promising biological activities,¹ but nature typically provides only minute quantities, total synthesis is the only way to gain access to larger amounts of the natural products.

Common approaches to THF lignans of type **III** involve alkylation of enolates **B** by bromo ketones **A**, providing *d,l*-diketones with good selectivity (Scheme 2).³ Their subsequent reductive cyclization gave predominately *cis,trans,trans*-2,5-diaryl-3,4-dimethyltetrahydrofurans. Conjugate addition to **C** and cyclization furnished two diastereomers of tetrahydrofuran lignans with a *cis,trans,cis* configuration in a 7 : 1 ratio,^{4a} as well as with *trans,trans,trans* or *cis,trans,trans* configuration depending on the configuration of the acyclic precursor, which had to be separated from a 2.5 : 1 diastereomeric mixture before.^{4b} A conjugate addition/radical cyclization approach of **D** and **E** provided tetrahydrofuran lignans with variable 2,5-*trans*- as well as 2,5-*cis*-selectivity, but low 3,4-diastereoselectivity.⁵ Oxidative coupling reactions of cinnamic acid derivatives gave low yields of 3,4-*trans*-tetrahydrofuran lignans with variable 2,5-diastereoselectivity.⁶ An azonia-Claisen rearrangement of tertiary crotylamines **F** and propionyl chloride **G** followed by a twofold addition provided *trans,trans,trans*-lignans with high diastereoselectivity, but over eight steps.⁷

Recently, we applied redox isomerizations⁸ as an atom-economical reactive intermediate switch from alkoxide anions to enolates. They served well in a unique tandem organometallic addition of aryllithium reagents **1** to α,β -unsaturated

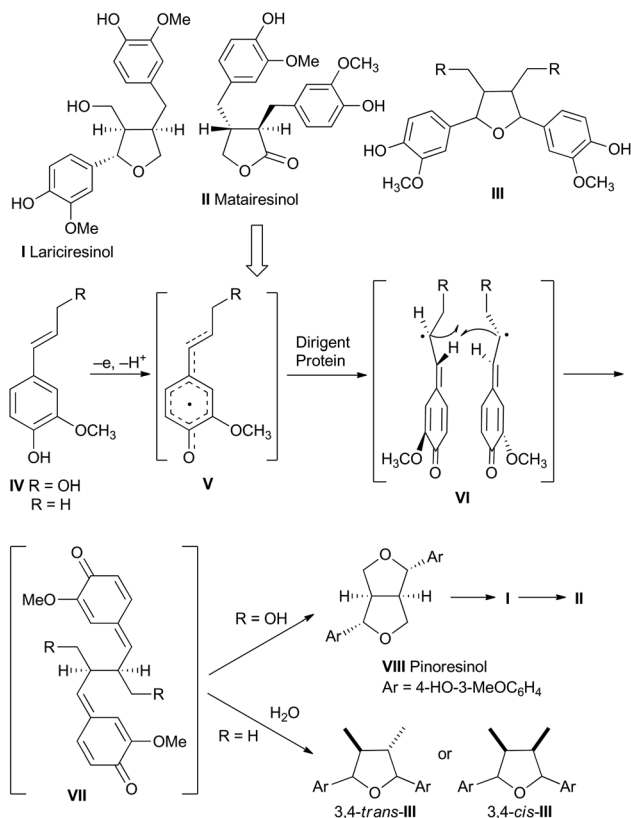
^aInstitute of Organic Chemistry and Biochemistry of the Czech Academy of Sciences, Flemingovo náměstí 2, 166 10 Prague, Czech Republic.

E-mail: ullrich.jahn@uochb.cas.cz

^bDepartment of Inorganic Chemistry, Charles University in Prague, Hlavova 8, 12843 Prague 2, Czech Republic

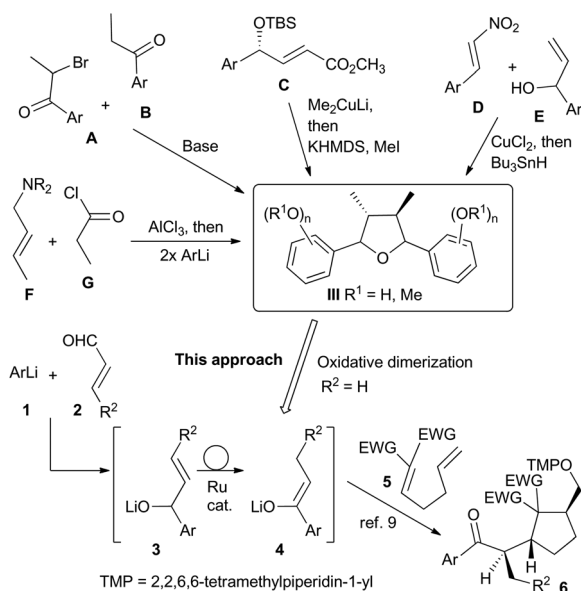
† Electronic supplementary information (ESI) available: Experimental procedures, analytical characterization and copies of ¹H and ¹³C NMR spectra of all compounds. CCDC 1484493, 1484494 and 1538562–1538564. For ESI and crystallographic data in CIF or other electronic format see DOI: 10.1039/c7ob02848b





Scheme 1 Major lignan classes containing the tetrahydrofuran ring and their biosynthesis.

aldehydes **2**/redox isomerization of resulting alkoxide **3** to enolate **4**/Michael addition to **5**/radical cyclization/oxygenation process, providing diverse highly functionalized cyclopentane derivatives **6**.⁹



Scheme 2 Previous approaches to tetrahydrofuran lignans **III** and the proposed bioinspired strategy.

Based on our experience in merging polar and radical processes,¹⁰ we hypothesized that a bioinspired radical-based modular strategy may provide a very short access to tetrahydrofuran lignans **III**. We envisaged a tandem process consisting of nucleophilic addition of substituted aryllithiums **1** to unsaturated aldehydes **2** and subsequent redox isomerization of resulting alkoxides, thus generating enolates **4**. Their single electron oxidation to radicals, similar to that of phenolates **IV** during biosynthesis (*cf.* Scheme 1), would trigger dimerization to the lignan carbon framework in a single step.¹¹

We report here that such tandem organometallic-radical crossover reactions are indeed an efficient strategy to furnish 1,4-diketones with wide scope, good yield, and surprisingly often good diastereoselectivity. They can be transformed in only two further steps to a number of tetrahydrofuran lignans with reasonable diastereoselectivity.

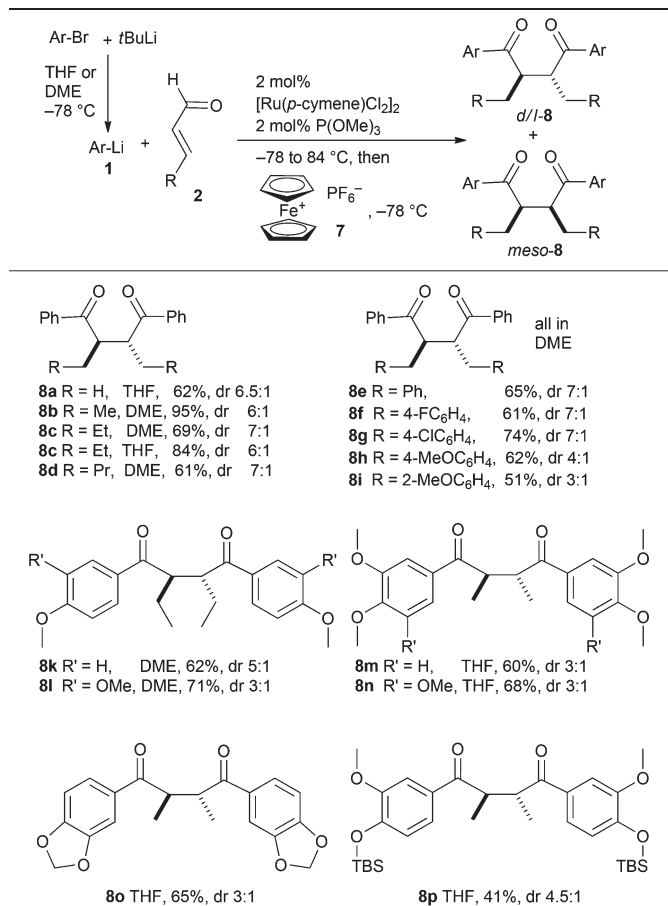
Results and discussion

An initial screening of new redox isomerization catalysts¹² revealed that the catalyst system consisting of $[\text{Ru}(p\text{-cymene})\text{Cl}_2]_2$ and $\text{P}(\text{OMe})_3$ as a ligand⁹ is most efficient at accomplishing the critical isomerization of alkoxide **3** to enolate **4** in quantitative yield and the shortest possible reaction time (see the ESI, Table S1†).

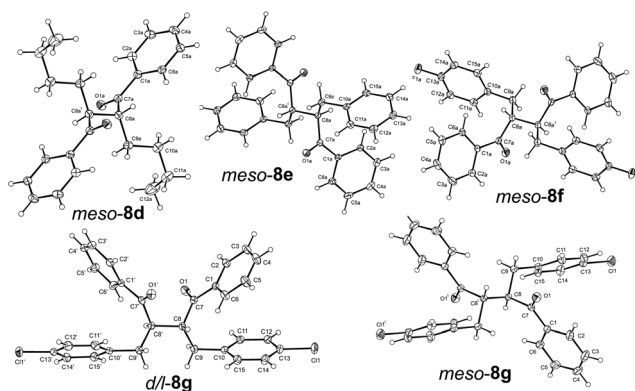
With those catalytic conditions at hand, the scope of the tandem addition/isomerization/coupling sequence was explored using ferrocenium hexafluorophosphate¹³ as the oxidant (Table 1). Subjecting phenyllithium and aliphatic α,β -unsaturated aldehydes **2** to the sequence gave 1,4-diketones **8a–d** in good yields and surprisingly good 6–7 : 1 diastereoselectivity for the coupling of these rather unbiased systems.^{11,14} THF or DME was used with similar results, but the isomerization is faster in higher boiling DME. Cinnamic aldehyde derivatives with a variable substitution pattern at the aryl ring were also applicable, furnishing 2,3-dibenzylc 1,4-diketones **8e–i** with similar good diastereoselectivities. Even polymerization-sensitive acrolein was applicable in the tandem reactions giving **8a,m–p** with reasonable yields and diastereoselectivities. Non-commercial aryllithium reagents were conveniently generated by the lithium–halogen exchange of the corresponding commercial aryl bromides with *tert*-butyllithium. They underwent the tandem reaction with similar results providing diketones **8k–p**. For most oxygenated aryllithium substrates it was better to use THF as the solvent, since the enolates tended to precipitate in DME thus thwarting the subsequent SET oxidation. It was noted that additional alkoxy substituents at the arene ring, such as in **8h**, **8i** and **8l–p**, led to somewhat decreased, but still reasonable 3–5 : 1 diastereoselectivities.

The configuration of the minor 1,4-dicarbonyl compounds *meso*-**8d–g** and that of major *d,l*-**8g** were unambiguously determined by X-ray crystallography (Fig. 1). On this basis, the configuration of all other compounds was assigned by NMR spectroscopy.

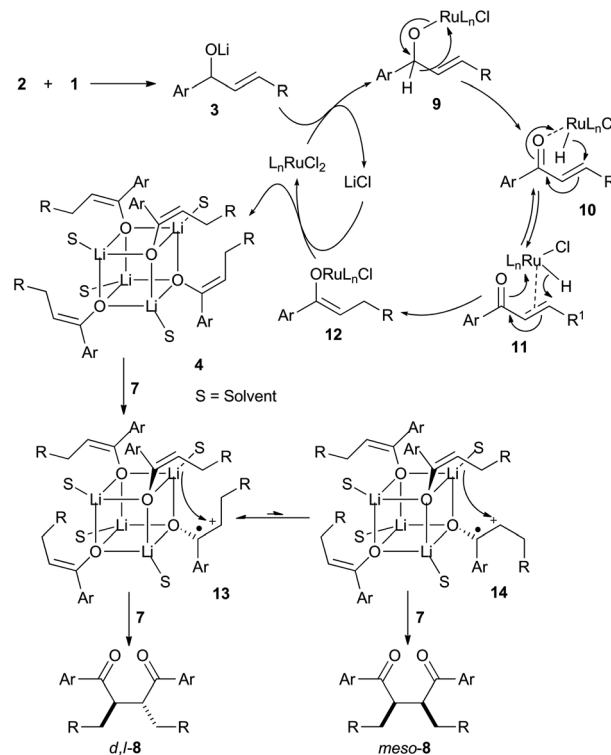


Table 1 Tandem nucleophilic addition/redox isomerization/SET oxidation/dimerization reactions (major *d/l*-diastereomer shown)^a

^a General conditions: *t*BuLi (2.6 mmol), aryl halide (1.3 mmol) in THF or DME (8 mL), -78 °C, 35 min; addition of **2** (1.3 mmol), 15 min, (*p*-cymene)ruthenium dichloride dimer (0.026 mmol), P(OMe)₃ (0.026 mmol), 5 min; 86 °C, typically 10–20 min; **7** (1.5 mmol), -78 °C.

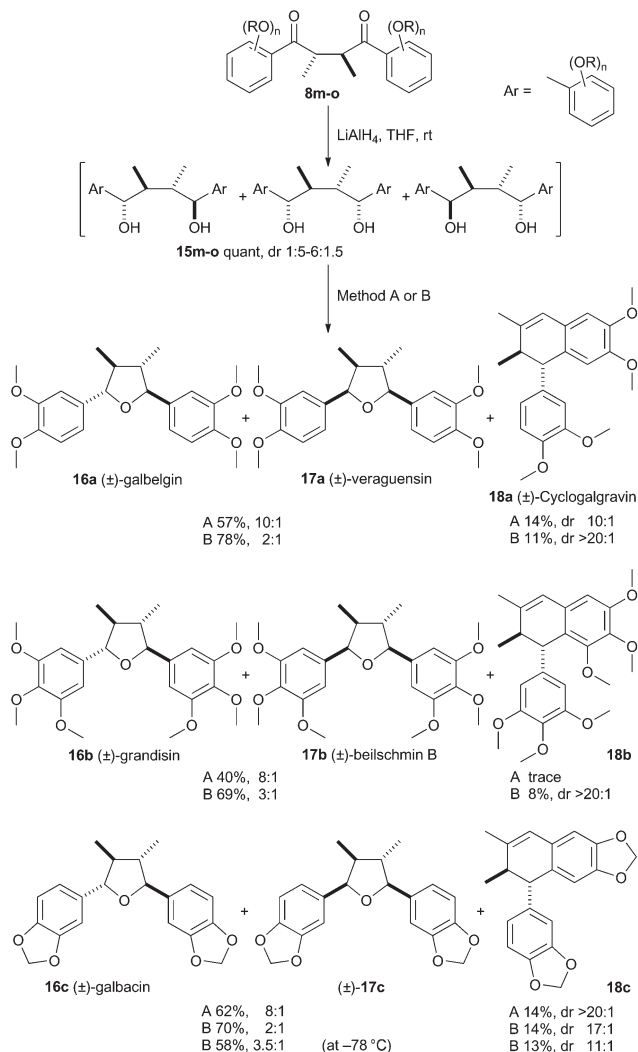
**Fig. 1** Structure determination of the minor diastereomers of **8d**, **8e**, **8f**, and **8g** and the major diastereomer of **8g** by X-ray crystallography. Displacement ellipsoids are drawn at the 30% probability level.

The mechanistic course of the tandem reaction can be rationalized by nucleophilic 1,2-addition of aryllithiums **1** to unsaturated aldehydes **2** generating allylic lithium alkoxides **3**

**Scheme 3** The mechanistic course of the tandem 1,2-addition/isomerization/radical dimerization reactions.

(Scheme 3). In the presence of the ruthenium catalyst, alkoxide **3** transmetalates to ruthenium alkoxide **9**, which presumably forms the oxygen-coordinated ruthenium hydride complex **10**, which may be in equilibrium with the C-bound hydride complex **11**. From both, hydride transfer to the β-position proceeds, generating ruthenium enolate **12**, which transmetalates back to the corresponding lithium enolate and regenerates the catalyst. The surprising diastereoselectivity of the dimerization is most likely based on the combination of enolate geometry and aggregation effects. We proved previously that the enolates **4** are formed with an exclusive (*Z*)-configuration.⁹ It has also been established that aryl ketone enolates exist in solution as tetrameric aggregates.¹⁵ The SET oxidation of the aggregate of **4** leads to a tetrameric radical cation **13**, in which three enolate units are positioned to add as nucleophiles. Since rotation around the C–C bond in radical cation **13** is still hindered because of its partial double bond character, *d,l*-**8** results after C–C bond formation and another SET oxidation step (not shown). Minor *meso*-**8** can form by slow rotation to (*E*)-radical cation **14** and intraaggregate coupling with surrounding enolate units. This proposal is strengthened by Flower's results, who invoked aggregates in oxidative cross-coupling reactions with simple pinacolone enolates.¹⁶ For oxygenated substrates **8m–p**, alternative aggregate structures involving the phenolic units can also be envisaged, in which the enolate units are not that well aligned for coupling, thus leading to lower diastereomeric ratios.





Scheme 4 Total synthesis of tetrahydrofuran lignans **16** and **17** by reduction and cycloetherification. Method A: $\text{BF}_3 \cdot \text{OEt}_2$, CH_2Cl_2 , -78°C . Method B: MsCl , NEt_3 , CH_2Cl_2 , 0°C .

The major *d/l* diastereomers of 1,4-diketones **8m-p** are convenient precursors for short total syntheses of tetrahydrofuran lignans (Scheme 4). The reduction of all substrates with excess lithium aluminum hydride in THF gave a crude mixture of diols **15** in quantitative yields as a *ca.* 1:1.5:5–6 mixture of symmetrical and unsymmetrical diastereomers (for a stereochemical rationale, see the ESI, Scheme S1†). It must be noted that many reduction and hydrogenation methods were tried, but only LiAlH_4 at room temperature gave diols **15** without competing formation of lactols and derived side products.

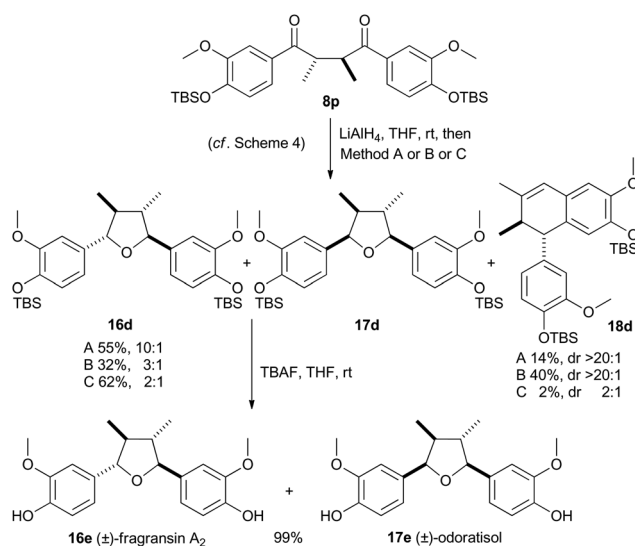
When the crude mixture of diols **15m-o** was subjected to BF_3 as the Lewis acid at -78°C , *trans,trans,trans*-tetrahydrofuran lignans (±)-galbelgin (**16a**), (±)-grandisin (**16b**), or (±)-galbacin (**16c**) were isolated with 8–10:1 diastereoselectivity over diastereomeric *cis,trans,trans*-**17a-c** (Scheme 4; Method A). Dihydronaphthalene lignans **18a-c**, which have also been isolated as natural products,¹⁷ were formed competitively in low

yields. The formation of lignans under these reaction conditions is irreversible, since resubjecting them to BF_3 under the reaction conditions did not lead to a change in the ratio (not shown).

The diastereoselectivity for the formation of *trans,trans,trans*-**16a-c** was considerably lower, when the cycloetherification was performed by mesylation and intramolecular substitution reactions (Method B) and significant amounts of *cis,trans,trans* tetrahydrofuran lignans veraguensin (**17a**), beilschmin B (**17b**), or unnamed **17c** were also isolated. The isolated amounts of dihydronaphthalenes **18a-c** did not change significantly compared to Method A.

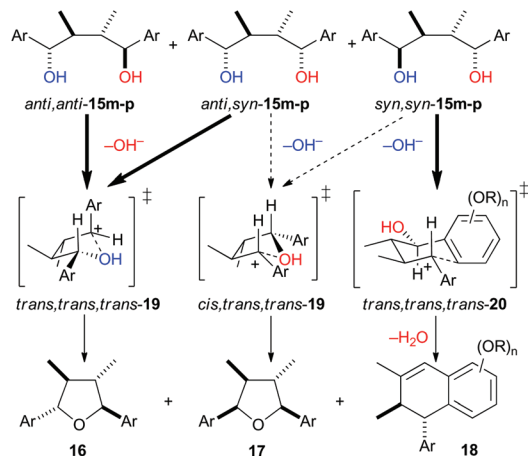
The methodology was also applicable to the total synthesis of hydroxy group-containing lignans, such as fragransin A₂ (**16e**), when diketone **8p** was used (Scheme 5). Its reduction followed by cycloetherification as described above gave *trans,trans,trans*-tetrahydrofuran **16d** with good diastereoselectivity in the presence of $\text{BF}_3 \cdot \text{OEt}_2$. In contrast, Method B reproducibly gave low yields of tetrahydrofurans **16d** and **17d**, but a much larger proportion of dihydronaphthalene **18d**. Applying Mitsunobu conditions¹⁸ for the cycloetherification proved to be more effective at giving **16d** and **17d** in improved yield, but similar low diastereoselectivity as in Method B. The treatment of tetrahydrofurans **16d** and **17d** with TBAF provided the natural products fragransin A₂ (**16e**) and odoratisol (**17e**) in quantitative yield.

The good diastereoselectivity of the cycloetherification reactions mediated by $\text{BF}_3 \cdot \text{OEt}_2$ despite the low 1:1.5:5–6 diastereomeric ratio of diols **15** deserves comment (Scheme 6). The results indicate that it proceeds by a stereoconvergent $\text{S}_{\text{N}}1$ mechanism, because the diastereomeric ratio of the starting materials is not reflected in the products **16–18**, as would



Scheme 5 Total synthesis of phenolic lignans fragransin A₂ and odoratisol. For Methods A and B, see Scheme 4; Method C: DIAD, PPh_3 , THF, 0°C to rt.





Scheme 6 A stereochemical rationale for the $\text{BF}_3 \cdot \text{OEt}_2$ -mediated cycloetherification reactions of diastereomeric diols **15**.

be expected in an $\text{S}_{\text{N}}2$ -type reaction. The Lewis acid BF_3 abstracts hydroxide to form quinoid carbenium ions **19**. Whereas minor *anti,anti-15* can only cyclize *via* transition state *trans,trans,trans-19*, the *anti*-oriented hydroxy group is apparently predominately activated in unsymmetrical *anti,syn-19* and cyclization also proceeds *via trans,trans,trans-19* to tetrahydrofuran **16**. Only small amounts of THF **17** are formed *via* transition state *cis,trans,trans-19*, which is higher in energy because of the *cis* orientation of the arene and the methyl group in the benzylic alcohol part. The minor dihydronaphthalene **18** likely results from the cyclization of minor *syn,syn-15*. After the elimination of the hydroxy group, a Friedel–Crafts-type cyclization *via* strain-free chair-type transition state *trans,trans,trans-20* predominates, thus avoiding energetically higher *cis*-orientations in transition states, such as *cis,trans,trans-19*. In contrast, the cyclization of *anti,anti*- and *anti,syn-15* to dihydronaphthalenes **18** is less likely, since a *cis*-orientation of hydroxy and methyl groups in the transition state increases its energy (not shown).

The diastereoselectivity of the cycloetherification *via* the intermediate mesylate (Method B)^{4,19} or using the Mitsunobu conditions (Method C) is in contrast more in line with an $\text{S}_{\text{N}}2$ mechanism, since the configuration of diols **15** is well reflected in the products **16** and **17** (for a rationalization see the ESI, Scheme S2†). This reasoning is also supported by the fact that the diastereoselectivity of the cycloetherification remains similar on lowering the temperature to $-78\text{ }^\circ\text{C}$ and remains significantly different from that of the BF_3 -mediated cyclization. These results are important concerning the biosynthetic origin of the stereochemically diverse tetrahydrofuran lignans (*cf.* Scheme 1), since the results point to the fact that the configuration of the natural products is not determined by the unconstrained conformational preferences of the carbocationic intermediates as described here, but rather by the conformation enforced by the involved dirigent protein or enzyme.^{2,20}

Conclusions

In summary, a very short, modular and stereoconvergent synthesis of tetrahydrofuran lignans is reported. A key step for the construction of the carbon framework is the new tandem nucleophilic addition/ruthenium-catalyzed isomerization/SET oxidation/radical dimerization resulting in 1,4-dicarbonyl compounds with moderate to good diastereoselectivity, which is traced to the aggregation behavior of the intermediate enolates. The present approach has the potential to generate 1,4-diketones with wider scope than existing methodologies. They are easily transformed into the tetrahydrofuran core by reduction and cycloetherification, which proceed with good diastereoselectivity under $\text{S}_{\text{N}}1$ conditions. These results are interesting with respect to the biosynthetic origin of tetrahydrofuran lignans, where carbocations are supposed to be involved as in the presented results, suggesting that the involved proteins enforce the conformation of the cyclizing substrate to the species-specifically formed stereochemically diverse THF lignans.

Conflicts of interest

There are no conflicts to declare.

Acknowledgements

Generous financial support from the Institute of Organic Chemistry and Biochemistry of the Czech Academy of Sciences (RVO:61388963), the Gilead Sciences Research Center at IOCB and the Grant Agency of the Czech Republic (P203/09/1936) is gratefully acknowledged. I. C. thanks the Ministry of Education, Youth and Sports of the Czech Republic (MSM0021620857) for financial support.

Notes and references

- (a) S. Suzuki and T. Umezawa, *J. Wood Sci.*, 2007, **53**, 273–284; (b) L. B. Davin, M. Jourdes, A. M. Patten, K.-W. Kim, D. G. Vassão and N. G. Lewis, *Nat. Prod. Rep.*, 2008, **25**, 1015–1090; (c) J. Zhang, J. Chen, Z. Liang and C. Zhao, *Chem. Biodiversity*, 2014, **11**, 1–54; (d) M. Saleem, H. J. Kim, M. S. Ali and Y. S. Lee, *Nat. Prod. Rep.*, 2005, **22**, 696–716; (e) R. S. Ward, *Nat. Prod. Rep.*, 1999, **16**, 75–96; (f) C. S. Ramos, H. V. Linnert, M. M. de Moraes, J. H. do Amaral, L. F. Yamaguchi and M. J. Kato, *RSC Adv.*, 2017, **7**, 46932–46937.
- (a) *Lignin and Lignan Biosynthesis*, ed. N. G. Lewis and S. Sarkanen, ACS Symposium Series, 1998, vol. 697; (b) L. B. Davin and N. G. Lewis, *Phytochem. Rev.*, 2003, **2**, 257–288; (c) T. Umezawa, *Phytochem. Rev.*, 2003, **2**, 371–390; (d) T. Umezawa, M. Yamamura, T. Nakatsubo, S. Suzuki and T. Hattori, *Recent Adv. Phytochem.*, 2011, **41**, 179–197.



- 3 (a) T. Biftu, B. G. Hazra, R. Stevenson and J. R. Williams, *J. Chem. Soc., Perkin Trans. 1*, 1978, 1147–1150; (b) C. W. Perry, M. V. Kalnins and K. H. Deitcher, *J. Org. Chem.*, 1972, **37**, 4371–4376.
- 4 (a) S. Hanessian, G. J. Reddy and N. Chahal, *Org. Lett.*, 2006, **8**, 5477–5480; (b) S. Hanessian and G. J. Reddy, *Synlett*, 2007, 475–479.
- 5 (a) U. Jahn and D. Rudakov, *Org. Lett.*, 2006, **8**, 4481–4484; (b) U. Jahn and D. Rudakov, *Synlett*, 2004, 1207–1210; (c) S. Martinet, A. Méou and P. Brun, *Eur. J. Org. Chem.*, 2009, 2306–2311; (d) P. F. Schatz, J. Ralph, F. Lu, I. A. Guzei and M. Bunzel, *Org. Biomol. Chem.*, 2006, **4**, 2801–2808.
- 6 (a) R. Stevenson and J. R. Williams, *Tetrahedron*, 1977, **33**, 285–288; (b) R. Ahmed, F. G. Schreiber, R. Stevenson, J. R. Williams and H. M. Yeo, *Tetrahedron*, 1976, **32**, 1339–1344.
- 7 (a) C. E. Rye and D. Barker, *Synlett*, 2009, 3315–3319; (b) C. E. Rye and D. Barker, *J. Org. Chem.*, 2011, **76**, 6636–6648.
- 8 Reviews: (a) R. Uma, C. Crevisy and R. Gree, *Chem. Rev.*, 2003, **103**, 27–51; (b) V. Cadierno, P. Crochet and J. Gimeno, *Synlett*, 2008, 1105–1124; (c) T. D. Sheppard, *Synlett*, 2011, 1340–1344; (d) N. Ahlsten, A. Bartoszewicz and B. Martin-Matute, *Dalton Trans.*, 2012, **41**, 1660–1670. Asymmetric: (e) N. Arai, K. Sato, K. Azuma and T. Ohkuma, *Angew. Chem., Int. Ed.*, 2013, **52**, 7500–7504. Propargylic alcohols: (f) V. Cadierno, P. Crochet, S. E. Garcia-Garrido and J. Gimeno, *Dalton Trans.*, 2010, **39**, 4015–4031.
- 9 P. R. Jagtap, L. Ford, E. Deister, R. Pohl, I. Císařová, J. Hodek, J. Weber, R. Mackman, G. Bahador and U. Jahn, *Chem. – Eur. J.*, 2014, **20**, 10298–10304.
- 10 (a) U. Jahn, *Chem. Commun.*, 2001, 1600–1601; (b) M. Holan, R. Pohl, I. Císařová, B. Klepetářová, P. G. Jones and U. Jahn, *Chem. – Eur. J.*, 2015, **21**, 9877–9888; (c) F. Kafka, M. Holan, D. Hidasová, R. Pohl, I. Císařová, B. Klepetářová and U. Jahn, *Angew. Chem., Int. Ed.*, 2014, **53**, 9944–9948; (d) U. Jahn and E. Dinca, *J. Org. Chem.*, 2010, **75**, 4480–4491; (e) U. Jahn, F. Kafka, R. Pohl and P. G. Jones, *Tetrahedron*, 2009, **65**, 10917–10929.
- 11 Reviews on oxidative dimerizations: (a) A. G. Csaky and J. Plumet, *Chem. Soc. Rev.*, 2001, **30**, 313–320; (b) C. S. Yeung and V. M. Dong, *Chem. Rev.*, 2011, **111**, 1215–1292; (c) F. Guo, M. D. Clift and R. J. Thomson, *Eur. J. Org. Chem.*, 2012, 4881–4896. Newer results: (d) T. Amaya, T. Masuda, Y. Maegawa and T. Hirao, *Chem. Commun.*, 2014, **50**, 2279–2281; (e) S. Mao, Y.-R. Gao, S.-L. Zhang, D.-D. Guo and Y.-Q. Wang, *Eur. J. Org. Chem.*, 2015, 876–885.
- 12 S. Manzini, A. Poater, D. J. Nelson, L. Cavallo and S. P. Nolan, *Chem. Sci.*, 2014, **5**, 180–188.
- 13 (a) Review: S. Toma and R. Sebesta, *Synthesis*, 2015, 1683–1695; (b) D. A. Khobragade, S. G. Mahamulkar, L. Pospíšil, I. Císařová, L. Rulíšek and U. Jahn, *Chem. – Eur. J.*, 2012, **18**, 12267–12277; (c) U. Jahn and P. Hartmann, *J. Chem. Soc., Perkin Trans. 1*, 2001, 2277–2282; (d) E. Dinca, P. Hartmann, J. Smrček, I. Dix, P. G. Jones and U. Jahn, *Eur. J. Org. Chem.*, 2012, 4461–4482; (e) T. Amatov, R. Pohl, I. Císařová and U. Jahn, *Angew. Chem., Int. Ed.*, 2015, **54**, 12153–12157; (f) L. Řehová, M. Dračinský and U. Jahn, *Org. Biomol. Chem.*, 2016, **14**, 9612–9621; (g) J. Smrček, R. Pohl and U. Jahn, *Org. Biomol. Chem.*, 2017, **15**, 9408–9414.
- 14 For sterically strongly biased diastereoselective dimerizations: (a) E. S. Krygowski, K. Murphy-Benenato and M. D. Shair, *Angew. Chem., Int. Ed.*, 2008, **47**, 1680–1684; (b) F. Guo, L. C. Konkol and R. J. Thomson, *J. Am. Chem. Soc.*, 2011, **133**, 18–20; (c) A. S. Lee and M. D. Shair, *Org. Lett.*, 2013, **15**, 2390–2393.
- 15 (a) L. R. Liou, A. J. McNeil, A. Ramirez, G. E. S. Toombes, J. M. Gruver and D. B. Collum, *J. Am. Chem. Soc.*, 2008, **130**, 4859–4868; (b) K. J. Kolonko, M. M. Biddle, I. A. Guzei and H. J. Reich, *J. Am. Chem. Soc.*, 2009, **131**, 11525–11534; (c) K. J. Kolonko, D. J. Wherritt and H. J. Reich, *J. Am. Chem. Soc.*, 2011, **133**, 16774–16777; (d) H. J. Reich, *Chem. Rev.*, 2013, **113**, 7130–7178; (e) J. M. Gruver, L. R. Liou, A. J. McNeil, A. Ramirez and D. B. Collum, *J. Org. Chem.*, 2008, **73**, 7743–7747.
- 16 B. M. Casey and R. A. Flowers II, *J. Am. Chem. Soc.*, 2011, **133**, 11492–11495.
- 17 (a) Y. Peng, Z.-B. Luo, J.-J. Zhang, L. Luo and Y.-W. Wang, *Org. Biomol. Chem.*, 2013, **11**, 7574–7586; (b) A. de Melo Bezerra, A. C. da Silva Lins, P. Filgueiras de Athayde-Filho, M. S. da Silva, J. M. Barbosa-Filho, C. A. Camara, T. M. Sarmiento Silva, V. da Silva Luna and C. Figueredo dos Santos, *Quim. Nova*, 2012, **35**, 2226–2228.
- 18 (a) For applications with donor-substituted benzylic alcohols, see: K. Harada, M. Kubo, H. Horiuchi, A. Ishii, T. Esumi, H. Hioki and Y. Fukuyama, *J. Org. Chem.*, 2015, **80**, 7076–7088; (b) R. F. C. Brown, W. R. Jackson and T. D. McCarthy, *Tetrahedron*, 1994, **50**, 5469–5488; (c) R. F. C. Brown, W. R. Jackson and T. D. McCarthy, *Tetrahedron Lett.*, 1993, **34**, 1195–1196; (d) A. V. Malkov, M. Barló, L. Miller-Potucká, M. A. Kabeshov, L. J. Farrugia and P. Kočovský, *Chem. – Eur. J.*, 2012, **18**, 6873–6884.
- 19 E. K. Jung, N. Dittrich, L. I. Pilkington, C. E. Rye, E. Leung and D. Barker, *Tetrahedron*, 2015, **71**, 9439–9456.
- 20 N. P. Lopes, M. Yoshida and M. J. Kato, *Braz. J. Pharm. Sci.*, 2004, **40**, 53–57.

