



Cite this: *Green Chem.*, 2018, 20, 935

Correction: Synthesis of the high-surface-area $\text{Ce}_x\text{Ba}_{1-x}\text{MnAl}_{11}\text{O}_y$ catalyst in reverse micro-emulsions using inexpensive inorganic salts as precursors

Fei Teng^{a,b}

DOI: 10.1039/c8gc90011f
rsc.li/greenchem

Correction for 'Synthesis of the high-surface-area $\text{Ce}_x\text{Ba}_{1-x}\text{MnAl}_{11}\text{O}_y$ catalyst in reverse microemulsions using inexpensive inorganic salts as precursors' by Fei Teng *et al.*, *Green Chem.*, 2005, 7, 493–499.

Fei Teng, the corresponding author, apologises that parts of the data presented in Fig. 4(b) (TG curve), Fig. 5(a) (1), Fig. 5(b) (1) and Fig. 6 (1) are incorrect.

These inaccuracies have been investigated by the Ethics Committee of the Dalian Institute of Chemical Physics who have reached the following conclusions: the XRD data for line (1) in Fig. 6 was inserted in error, inadvertently duplicating line 4 in Fig. 5. There was some misconduct during the data processing of baseline data for Fig. 4(b) (in the region of 600–1300 °C) and Fig. 5(a) (1), Fig. 5(b) (1), which means that this data is not accurate. The Ethics Committee has concluded that, despite these instances, the overall results reported in the paper are correct.

The original data from the reported experiments are no longer available, therefore the corresponding author has repeated the experiments to provide replacement data for Fig. 4(b) (TG curve), Fig. 5(a) (1), Fig. 5(b) (1) and Fig. 6 (1). The new figures have been peer reviewed and are provided below in order to fulfil the journal's responsibility to correct the scientific record, in accordance with the guidelines provided by the Committee on Publication Ethics (COPE).

The corresponding author and Royal Society of Chemistry apologise for these errors and any consequent inconvenience to authors and readers.

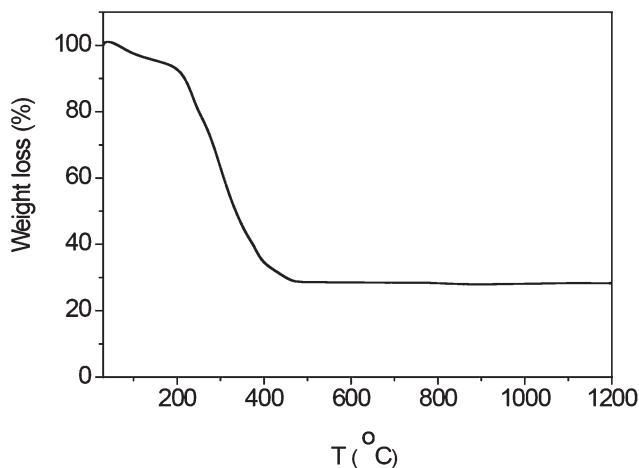


Fig. 4 New data to replace the original Fig. 4(b) (TG curve). The data shows the TG curve of the sample prepared in the reverse microemulsion ($W_0 = 0.10$) by the xerogel drying method.

^aLaboratory of Natural Gas Conversion & Utilization, Dalian Institute of Chemical Physics, Chinese Academy of Sciences, Dalian 116023, China. E-mail: tfvd@dicp.ac.cn; Fax: +86-411-84379151; Tel: +86-411-84379151

^bState Key Laboratory of Catalysis, Dalian Institute of Chemical Physics, Chinese Academy of Sciences, Dalian 116023, China



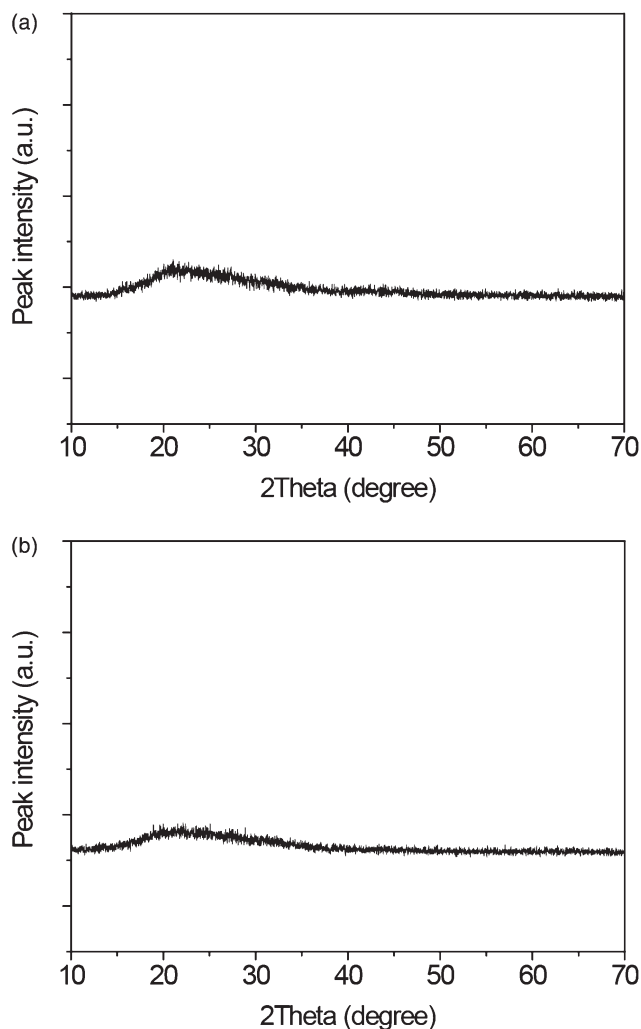


Fig. 5 New data to replace the original Fig. 5(a) (1) and (b) (1). The data shows the XRD patterns of the $\text{BaMnAl}_{11}\text{O}_{19}$ catalysts prepared in the reverse microemulsions ($W_0 = 0.10$) by different drying methods; (a) 1-aerogel and (b) 1-xerogel.

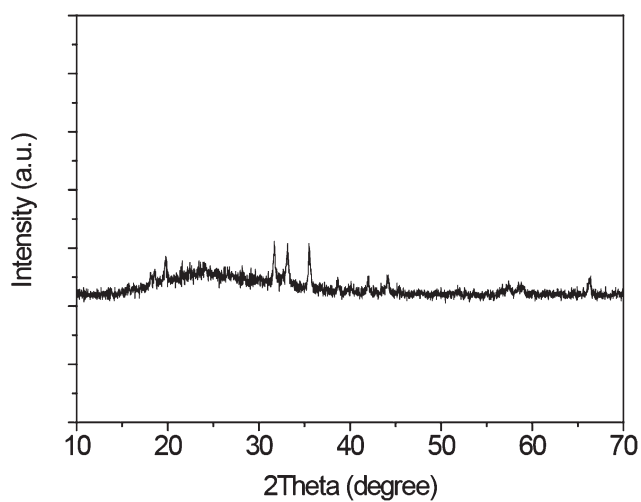


Fig. 6 New data to replace the original Fig. 6 (1). The data shows the XRD pattern of the $\text{Ce}_x\text{Ba}_{1-x}\text{MnAl}_{11}\text{O}_y$ catalysts prepared in the reverse microemulsions ($W_0 = 0.10$) under supercritical drying (SCD) where $x = 0.1$.

