



Cite this: *Chem. Sci.*, 2018, 9, 6647

All publication charges for this article have been paid for by the Royal Society of Chemistry

Received 17th April 2018
Accepted 10th July 2018

DOI: 10.1039/c8sc01747f

rs.c.li/chemical-science

Radical-mediated direct C–H amination of arenes with secondary amines†

Sebastian C. Cosgrove,^{id} John M. C. Plane^{id} and Stephen P. Marsden^{id}*

Aryl dialkyl amines, valuable subunits of a wide range of effect chemicals, are accessed by intramolecular amination of aromatic C–H bonds employing UV photolysis of *N*-chloroamines. The reactions show good functional group tolerance and allow access to a range of fused and bridged polycyclic structures. The homogeneous reaction conditions allow for the one-pot conversion of secondary amines to their arylated derivatives. Experimental and theoretical evidence supports the involvement of electrophilic aminium radicals which react *via* direct *ortho*-attack on the arene.

Introduction

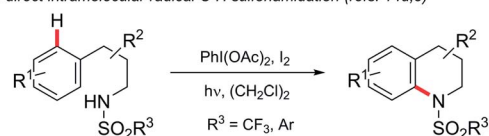
Aromatic amines are fundamental components of a broad range of effect molecules including dyes, pharmaceuticals and agrochemicals.¹ Studies within the pharmaceutical industry, for example, have shown that construction of aryl alkyl amines comprises *ca.* 5–10% of reactions carried out in the discovery phase² and 5% of those undertaken in process development.³ Classically this motif is constructed by multi-step syntheses through *N*-alkylation of anilines or nucleophilic substitution of electron-poor haloarenes. Recent advances in metal-catalysed aminations of aromatic (pseudo)halides have been transformative,⁴ becoming one of the most significant reaction classes employed by industrial medicinal chemists.⁵ Nevertheless, the requirements for pre-functionalised aromatic (pseudo)halides and expensive precious metal catalysts and bespoke ligands are still limitations.

Interest in approaches to aromatic amines by the direct amination of aryl C–H bonds has therefore grown significantly. Metal-catalysed amination of substituted benzenes has been variously reported using electrophilic aminating species such as *O*-acyl-⁶ and *O*-sulfonylhydroxylamines,⁷ dioxazolones,⁸ *N*-chloroamines,⁹ azides¹⁰ or amine derivatives in conjunction with oxidants,¹¹ but in nearly all cases a coordinating group is required to direct C–H activation. The chemistry of nitrogen-centred radicals has seen a renaissance in recent years, and metal-catalysed intermolecular¹² and photochemical/photoredox-mediated inter-¹³ and intramolecular¹⁴ methods for direct *N*-functionalisation of (hetero)arenes using such species have been reported,¹⁵ but are predominantly limited to the introduction of non-basic nitrogen substituents such as

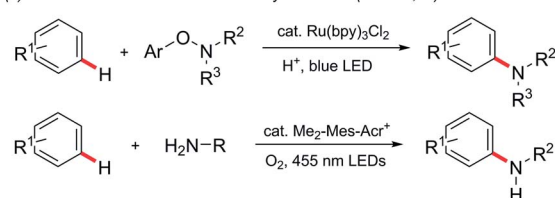
imides,^{12c,13c,d,f} amides,^{13a,c} phosphonamides^{14a,b} or sulfonamides^{13b,g,h,14d,e} (*e.g.* Scheme 1, panel a). There remains a significant need for a general direct amination of aromatic C–H bonds with simple alkylamine precursors. Outstanding progress has recently been made in this regard (Scheme 1, panel b): Leonori has demonstrated the amination of a range of mono- and bicyclic aromatics with secondary aminium radicals generated by photoredox-mediated homolysis of (2,4-dinitrophenyloxy) amines,¹⁶ while Nicewicz has demonstrated the intermolecular amination of (predominantly) electron-rich arenes with aminium radicals, generated directly from primary amines using acridinium photoredox catalysis coupled with aerobic oxidation.¹⁷

Despite these groundbreaking advances, a method for the direct arylation of secondary amines is still elusive: the

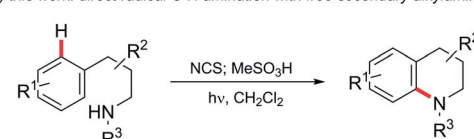
(a) direct intramolecular radical C-H sulfonamidation (refs. 14d,e)



(b) direct intermolecular radical C-H alkylation (refs. 16,17)



(c) this work: direct radical C-H amination with free secondary alkylamines



Scheme 1 Direct radical C–H amination of arenes.

School of Chemistry, University of Leeds, Leeds LS2 9JT, UK. E-mail: s.p.marsden@leeds.ac.uk

† Electronic supplementary information (ESI) available: Full experimental procedures, spectral characterisation and details of DFT calculations. See DOI: 10.1039/c8sc01747f



aryloxyamine radical precursors employed successfully by Leonori require multi-step synthesis from secondary amines, while the direct functionalization reported by Nicewicz is thus far limited to primary amines.

Minisci and Kompa reported the direct amination of aromatics using aminium radicals generated from *N*-chloroamines in acidic media using, respectively, iron(II) salts¹⁸ and UV photolysis.¹⁹ Despite the simplicity of these methods they have remarkably remained unexploited in the literature in the intervening 50 years.²⁰ As noted elsewhere,¹⁷ the reasons for this are most likely due to the requirement for the use of preformed *N*-chloroamines which have a reputation as unstable/hazardous intermediates. Additionally, the reaction media were typically mixtures of concentrated sulfuric and acetic acid, which has limited scope as a medium for organic reactions and also precludes *in situ* generation of the radical precursors. Herein we describe the development of practical homogeneous conditions for *N*-chloroamine-mediated amination which: (a) allows us to demonstrate that the reaction has functional group tolerance, (b) allows access to a range of different polycyclic skeleta and, significantly, (c) facilitates the conversion of secondary amines to arylated derivatives in a single pot (Scheme 1, panel c). We also provide experimental and theoretical support for the involvement of electrophilic aminium radicals as intermediates.

Results and discussion

Given the significance of the tetrahydroquinoline structure in a range of biologically active molecules,²¹ we began by examining the cyclisation of *N*-chloroamine **1a**, initially employing classical Hofmann–Löffler–Freitag (HLF) conditions in concentrated sulfuric acid^{18,19} (Table 1). Clean cyclisation to *N*-methyltetrahydroquinoline **2a** was observed in 81% yield (comparable to the non-photolytic literature variant mediated

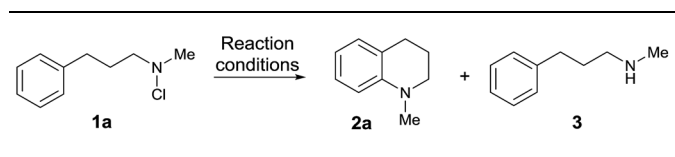
by FeCl₂ (ref. 18b)), but as expected the viscous, heterogeneous reaction mixtures were difficult to process.

Amination was not observed in organic media such as acetic acid or methanolic HCl; in neat TFA amination occurred but ring-chlorinated products (presumably from competing electrophilic substitution pathways with the chloroamine as chlorinating agent²²) were also observed. Reaction in mixtures of methanesulfonic acid and dichloromethane, however, gave clean conversion to **2a**, with best results found using 10 equivalents of acid (ESI†). Control experiments (entries 7, 8) confirmed the necessity for UV light irradiation.

We then applied the optimised conditions in an examination of the breadth and scope of the amination process, commencing with substitution in the non-aromatic ring (Table 2). Variation of the *N*-alkyl substituent was possible in products **2a–e**, with the tolerance of the removable *N*-benzyl substituent in **2b** being noteworthy from a synthetic perspective. Substitution in the aliphatic backbone of substrates **1** is also tolerated, allowing variously for incorporation of alkyl, alkenyl, aryl and heteroatom functionality at C2, 3 or 4 of the tetrahydroquinoline products **2f–n**. With longer alkyl chains on either the nitrogen atom or in the backbone, the potential for competing aliphatic C–H functionalisation through classical HLF chemistry exists, and indeed products of this process (<25%) accompanied the formation of the *N*-hexyl-substituted **2d**, lowering the isolated yield. However, the presence of abstractable hydrides in the carbon backbone was less problematic, illustrated by the relatively clean formation of the natural product angustureine²³ **2j** bearing a 2-pentyl substituent in 69% yield. Additionally, the potential for scission of the aminium radical intermediate where a radical-stabilising substituent is present on the beta-carbon^{18b} means that 3-aryltetrahydroquinolines are not formed in preparatively useful yield.

The scope of the reaction in terms of the aromatic partner was also investigated (Table 3). Both alkyl and aryl substituents

Table 1 Optimisation of the homogeneous amination reaction



Entry ^a	Reaction medium	Ratio 2 : 3 ^b	Yield 2a ^c
1	c. H ₂ SO ₄	100 : 0	81%
2 ^d	c. H ₂ SO ₄ , FeCl ₂	n/a	81%
3	3 N HCl/MeOH	0 : 100	—
4	AcOH, 5 h	0 : 100	—
5	TFA, 5 h	55 : 27 ^e	50%
6	MeSO ₃ H/DCM (1 : 1)	100 : 0	80%
7	MeSO ₃ H (10 eq.), DCM	100 : 0	91%
8 ^f	MeSO ₃ H (10 eq.), DCM	0 : 100	—
9 ^g	MeSO ₃ H (10 eq.), DCM	25 : 75	17%

^a Reaction conditions: **1a** (0.5 mmol.), 125W high pressure Hg-lamp, RT. ^b Ratio of **2a** : **3**, determined by ¹H NMR analysis. ^c Isolated yield. ^d Non-photolytic reaction using FeCl₂ (result taken from ref. 18b). ^e Plus 18% of chlorinated tetrahydroquinolines. ^f In absence of UV or visible light. ^g Using 24W visible light.

Table 2 Substrate scope in the saturated heterocycle

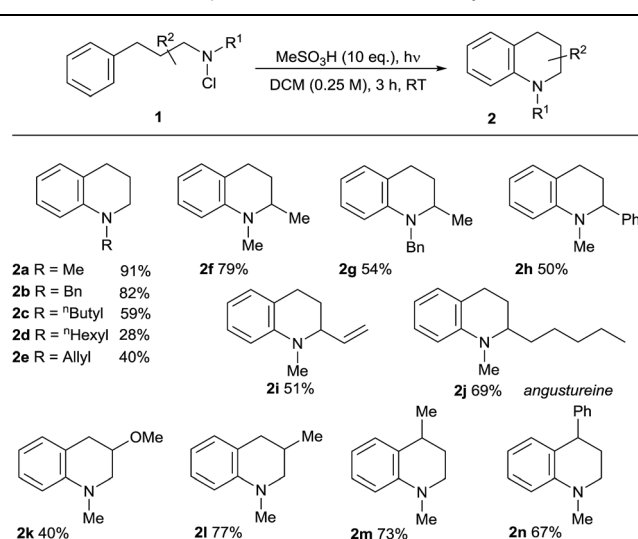
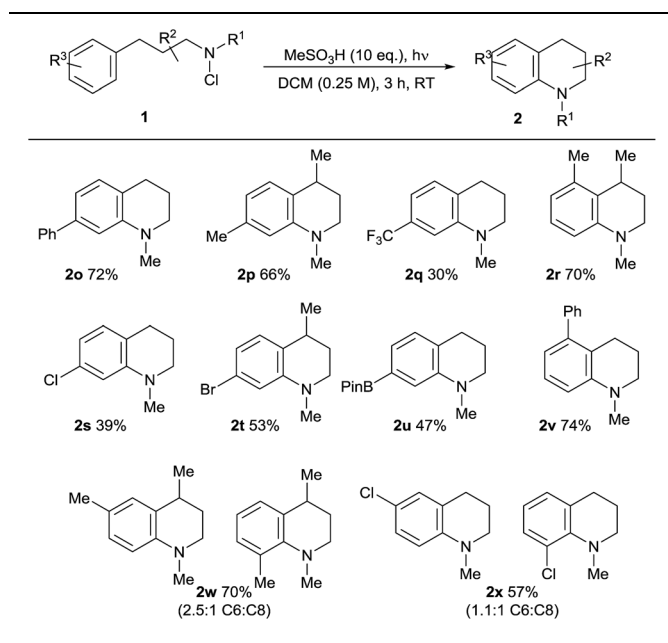


Table 3 Substrate scope in the aromatic ring



Scheme 2 Tricyclic skeleta accessible through direct C–H amination.

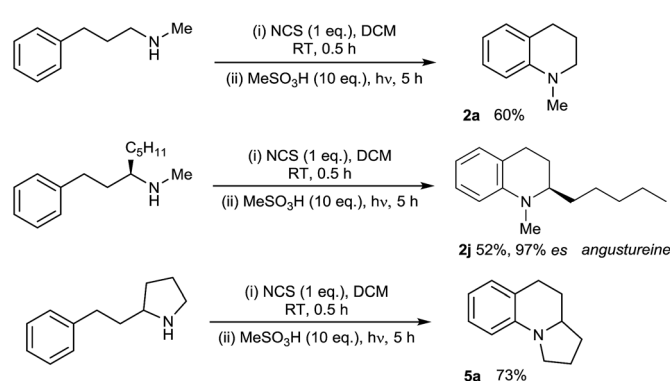
are tolerated in the *ortho*-, *meta*- and *para*-positions of **1**. The effective cyclisation of *ortho*-substituted substrates notably leads to the effective formation of challenging contiguously trisubstituted arene structures **2r/v**. Alkyl and aromatic substituents are well tolerated, but the presence of an electron-withdrawing *para*-trifluoromethyl substituent results in a lower conversion to **2q**, supporting the electrophilic character of the aminating species. We found that electron-rich arene-containing substrates (e.g. methoxyphenyl) were not tolerated, resulting in complex mixtures and evidence of direct electrophilic aromatic chlorination, presumably by the chloroamine agent itself.²² As expected, the use of *meta*-substituted substrates **1w/x** gives rise to a mixture of regioisomeric products with a moderate preference for the formation of the less-hindered C6-isomeric product. Most notably, the amination reaction demonstrates tolerance towards both halide substituents in **2s**, **t**, **x** and a boronate ester function in **2u**, which is synthetically significant, given the potential utility of both functionalities in downstream cross-coupling chemistries.

We next assessed the potential of the direct amination in the preparation of diverse polycyclic assemblies (Scheme 2). We were pleased to find that the use of *N*-chloroamines **4a/b** derived from cyclic secondary amines lead to the highly effective synthesis of angularly-fused tricyclic amines **5a/b**, while the linearly-fused tricycle **7** was accessed efficiently from 2-benzylcyclohexylamine-derived **6**. Most remarkably, the *N*-chloroamine of the 3-phenylcyclohexylamine **8** underwent cyclisation to give bridged skeleton **9** (a framework found in complex alkaloids such as sespenine²⁴), despite the requirement for a highly unfavourable 1,3-diaxial disposition of the reacting substituents in this conformationally-unbiased substrate.

With the substrate scope of the protocol established, we next turned our attention to the development of a protocol for the

direct amination of secondary amines in a single vessel. We were very pleased to find that this could be effected simply by treatment of the parent secondary amine with *N*-chlorosuccinimide (NCS) in dichloromethane followed by addition of MSOH and irradiation with UV light (Scheme 2). The presence of the succinimide by-product does not appear to adversely affect the direct amination, with isolated yields of the simple tetrahydroquinoline **2a**, the alkaloid angustureine **2j**, and the angularly-fused tricycle **5a** comparable to the two-step process (separate *N*-chlorination/amination) in both cases. The formation of enantioenriched **2j** proceeds with extremely high stereochemical fidelity, as predicted. This protocol constitutes the first examples of the one-pot metal-free arylation of secondary amines, and the operational simplicity of the method (obviating the need for prior functionalization of the nitrogen) should enable further synthetic applications of the method (Scheme 3).

The mechanism of amination by photolysis of *N*-chloroamines has been proposed to involve the intermediacy of protonated aminium radicals,^{12d} but we sought to provide further evidence for the precise pathway to the tetrahydroquinoline products. The electrophilic nature of the aminating species was probed by internal competition experiments between differentially-substituted 3,3-diarylpropylamine

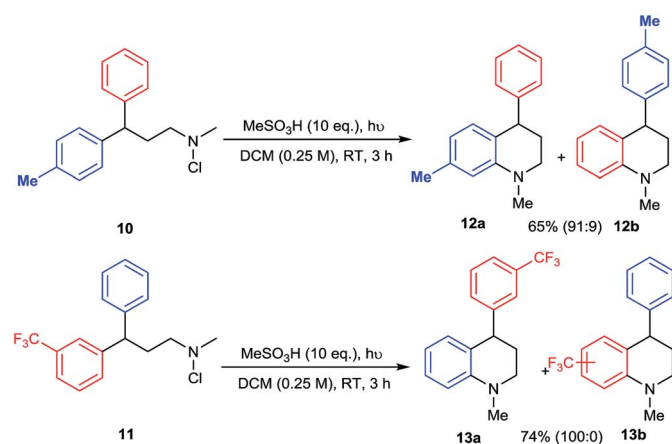


Scheme 3 Direct one-pot arylation of secondary amines.



substrates **10** and **11** (Scheme 4). In competition between a phenyl and a 4-methylphenyl substituent, amination of the more electron-rich ring in **10** predominates, favouring **12a** by a factor of 10 : 1, whereas in competition with a 3-trifluoromethyl group exclusive amination of the phenyl ring of **11** is observed, giving **13a**. Both results support a strongly electrophilic nature for the aminating species.

The pathway of the cyclisation reaction was further probed by DFT calculations (B3LYP method with the 6-311+G(2d,p) triple zeta basis set; solvation by dichloromethane included by the Polarizable Continuum Model; see ESI† for full details). Although the ultimate product is that of *ortho*-amination, the intramolecular addition of radicals to arenes can arise through 5-membered *spiro*-addition or direct 6-membered *ortho*-addition modes, and examples of each manifold are known for heteroatom-centred radicals.²⁵ Our calculations revealed that cyclisation of the neutral *N*-methyl-3-phenylpropan-1-aminyl radical in both *spiro*- and *ortho*-addition modes was, as expected, highly endergonic ($\Delta G(298\text{ K}) = 67$ and 54 kJ mol^{-1} , respectively), and was discounted. The cyclisations of the corresponding protonated aminium radicals were energetically



Scheme 4 Intramolecular competition experiments.

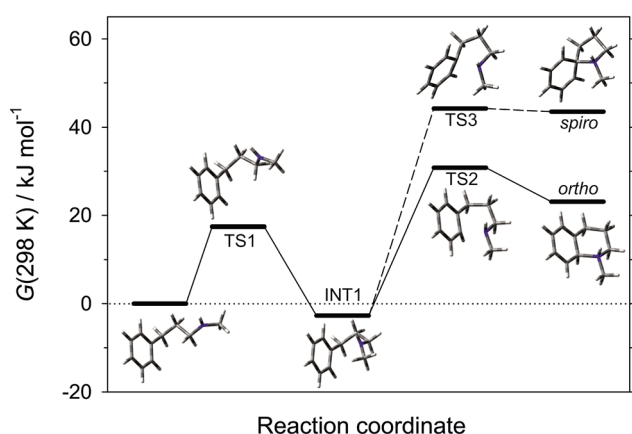
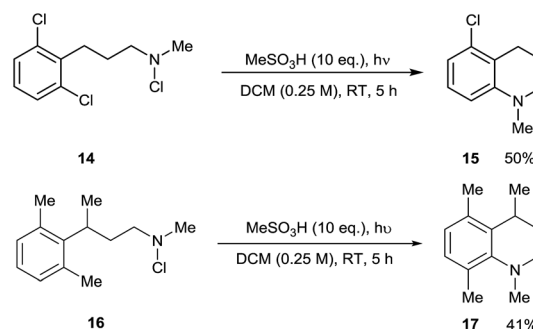


Fig. 1 Energy plot for the cyclisation modes of aminium radical derived from **1a**.



Scheme 5 Substitution and rearrangement reactions of 2,6-disubstituted arene substrates.

more reasonable, consistent with the known rate enhancement in 1,5-hydrogen atom transfer²⁶ and cyclisation to alkenes²⁷ for aminium *versus* aminyl radicals. Of the two cyclisation pathways, the transition state for the *ortho*-cyclisation mode was found to be 14.2 kJ mol^{-1} more favourable than the *spiro*-mode and we conclude that this is the mode of attack (Fig. 1).

In light of this, we examined the behaviour of 2,6-disubstituted substrates in which both *ortho*-positions are blocked. 2,6-Dichlorophenyl substrate **14** underwent formal C–Cl amination to give **15**, presumably *via* *ortho*-cyclisation and *ipso*-radical substitution. This constitutes a metal-free equivalent to Buchwald-Hartwig and Ullman amination reactions, occurring under acidic conditions which contrast with the basic conditions used in such processes. With 2,6-dimethylphenyl substrate **16**, the contiguously tetrasubstituted arene **17** was unexpectedly formed. This compound presumably arises by 1,2-methyl migration in the delocalised cyclohexadienyl radical cationic (Wheland) intermediate derived from this. Both of these reaction manifolds may find further synthetic application (Scheme 5).

Conclusions

In summary, direct amination of aromatic compounds by photolytically-generated aminium radicals is revealed as an effective and functional group tolerant method for the construction of the valuable aryl dialkyl amine function. The reaction allows access to a range of polycyclic skeleta including bridged variants of relevance to complex alkaloids. The development of homogeneous reaction conditions for the amination allows for the direct one-pot conversion of secondary amines to their arylated derivatives under metal-free radical-based conditions. The mechanism has been probed experimentally and theoretically, with direct *ortho*-addition of electrophilic aminium radicals favoured. The functional group tolerance of the reaction coupled with the ability to access diverse polycyclic ring systems supports future applications in target synthesis.

Conflicts of interest

There are no conflicts to declare.



Acknowledgements

We thank the EPSRC for a DTA studentship award to SCC.

Notes and references

- (a) R. Hili and A. K. Yudin, *Nat. Chem. Biol.*, 2006, **2**, 284–287; (b) *The Chemistry of Anilines, Part 1*, ed. Z. Rapoport, Wiley VCH, 2007; (c) P. F. Vogt and J. J. Gerulis, *Amines, Aromatic, Ullmann's Encyclopedia of Industrial Chemistry*, Wiley-VCH, 2005; (d) *Amino Group Chemistry: From Synthesis to the Life Sciences*, ed. A. Ricci, Wiley VCH, 2008.
- S. D. Roughley and A. M. Jordan, *J. Med. Chem.*, 2011, **54**, 3451–3479.
- J. S. Carey, D. Laffan, C. Thomson and M. T. Williams, *Org. Biomol. Chem.*, 2006, **4**, 2337–2347.
- (a) M. Tomas-Gamasa, in *Science of Synthesis: Cross Coupling and Heck-Type Reactions 2*, ed. J. P. Wolfe, Thieme, Stuttgart, 2013; (b) U. Scholz, W. Dong, J. Feng and W. Shi, in *Science of Synthesis: Cross Coupling and Heck-Type Reactions 2*, ed. J. P. Wolfe, Thieme, Stuttgart, 2013.
- D. G. Brown and J. Boström, *J. Med. Chem.*, 2016, **59**, 4443–4458.
- (a) D. Zhu, G. Yang, J. He, L. Chu, G. Chen, W. Gong, K. Chen, M. D. Eastgate and J.-Q. Yu, *Angew. Chem., Int. Ed.*, 2015, **54**, 2497–2500; (b) P. Patel and S. Chang, *ACS Catal.*, 2015, **5**, 853–858; (c) Z. Dong and G. Dong, *J. Am. Chem. Soc.*, 2013, **135**, 18350–18353; (d) E. J. Yoo, S. Ma, T.-S. Mei, K. S. L. Chan and J.-Q. Yu, *J. Am. Chem. Soc.*, 2011, **133**, 7652–7655.
- (a) M. Paudyal, A. M. Adebessin, S. R. Burt, D. H. Ess, Z. Ma, L. Kurti and J. R. Falck, *Science*, 2016, **353**, 1144–1147; (b) M. R. Yadav, M. Shankar, E. Ramesh, K. Ghosh and A. K. Sahoo, *Org. Lett.*, 2015, **17**, 1886–1889; (c) S. Yu, B. Wan and X. Li, *Org. Lett.*, 2013, **15**, 3706–3709; (d) K.-H. Ng, A. S. C. Chan and W.-Y. Yu, *J. Am. Chem. Soc.*, 2010, **132**, 12862–12864.
- J. Park and S. Chang, *Angew. Chem., Int. Ed.*, 2015, **54**, 14103–14107.
- (a) T. Matsubara, S. Asako, L. Ilies and E. Nakamura, *J. Am. Chem. Soc.*, 2014, **136**, 646; (b) C. Grohmann, H. Wang and F. Glorius, *Org. Lett.*, 2012, **14**, 656–659.
- (a) K. Shin, Y. Baek and S. Chang, *Angew. Chem., Int. Ed.*, 2013, **52**, 8031–8036; (b) Y. Lian, J. R. Hummel, R. G. Bergman and J. A. Ellman, *J. Am. Chem. Soc.*, 2013, **135**, 12548–12551; (c) V. S. Thirunavukkarasu, K. Raghuvanshi and L. Ackermann, *Org. Lett.*, 2013, **15**, 3286–3289.
- (a) J. Roane and O. Daugulis, *J. Am. Chem. Soc.*, 2016, **138**, 4601–4607; (b) Q. Yan, Z. Chen, W. Yu, H. Yin, Z. Liu and Y. Zhang, *Org. Lett.*, 2015, **17**, 2482–2485; (c) L. Marchetti, A. Katak, R. Davis and B. DeBoef, *Org. Lett.*, 2015, **17**, 358–361; (d) M. Yang, B. Su, Y. Wang, K. Chen, X. Jiang, Y.-F. Zhang, X.-S. Zhang, G. Chen, Y. Cheng, Z. Cao, Q.-Y. Guo, L. Wang and Z.-J. Shi, *Nat. Commun.*, 2014, **5**, 4707; (e) H. Kim, K. Shin and S. Chang, *J. Am. Chem. Soc.*, 2014, **136**, 5904–5907; (f) M. Shang, S.-Z. Sun, H.-X. Dai and J.-Q. Yu, *J. Am. Chem. Soc.*, 2014, **136**, 3354–3357; (g) Q. Li, S.-Y. Zhang, G. He, Z. Ai, W. A. Nack and G. Chen, *Org. Lett.*, 2014, **16**, 1764; (h) L. D. Tran, J. Roane and O. Daugulis, *Angew. Chem., Int. Ed.*, 2013, **52**, 6043–6046; (i) R. Shrestha, P. Mukherjee, Y. Tan, Z. C. Litman and J. F. Hartwig, *J. Am. Chem. Soc.*, 2013, **135**, 8480–8483; (j) E. T. Nadres and O. Daugulis, *J. Am. Chem. Soc.*, 2012, **134**, 7–10; (k) G. He, Y. Zhao, S. Zhang, C. Lu and G. Chen, *J. Am. Chem. Soc.*, 2012, **134**, 3–6; (l) B. Xiao, T.-J. Gong, J. Xu, Z.-J. Liu and L. Liu, *J. Am. Chem. Soc.*, 2011, **133**, 1466–1474; (m) A. John and K. M. Nicholas, *J. Org. Chem.*, 2011, **76**, 4158–4162; (n) T.-S. Mei, X. Wang and J.-Q. Yu, *J. Am. Chem. Soc.*, 2009, **131**, 10806–10807; (o) X. Chen, X.-S. Hao, C. E. Goodhue and J.-Q. Yu, *J. Am. Chem. Soc.*, 2006, **128**, 6790–6791; (p) U. Takeshi, I. Shinya and C. Naoto, *Chem. Lett.*, 2006, **35**, 842–843; (q) H.-Y. Thu, W.-Y. Yiu and C.-M. Che, *J. Am. Chem. Soc.*, 2006, **128**, 9048–9049.
- Intermolecular: (a) L. Legnani, G. Prina Cerai and B. Morandi, *ACS Catal.*, 2016, **6**, 8162–8165; (b) J. Liu, K. Wu, T. Shen, Y. Liang, M. Zou, Y. Zhu, X. Li, X. Li and N. Jiao, *Chem.-Eur. J.*, 2017, **23**, 563–567; (c) K. Foo, E. Sella, I. Thome, M. D. Eastgate and P. S. Baran, *J. Am. Chem. Soc.*, 2014, **136**, 5279–5282; (d) L. Stella, *Angew. Chem., Int. Ed. Engl.*, 1983, **22**, 337–422; (e) F. Minisci, *Synthesis*, 1973, 1–24.
- Intermolecular: (a) J. Davies, T. D. Svejstrup, D. Fernandez Reina, N. S. Sheikh and D. Leonori, *J. Am. Chem. Soc.*, 2016, **138**, 8092–8095; (b) K. Tong, X. Liu, Y. Zhang and S. Yu, *Chem.-Eur. J.*, 2016, **22**, 15669–15673; (c) T. W. Greulich, C. G. Daniliuc and A. Studer, *Org. Lett.*, 2015, **17**, 254–257; (d) L. J. Allen, P. J. Cabrera, M. Lee and M. S. Sanford, *J. Am. Chem. Soc.*, 2014, **136**, 5607–5610; (e) J.-D. Wang, Y.-X. Liu, D. Xue, C. Wang and J. Xiao, *Synlett*, 2014, **25**, 2013–2018; (f) H. Kim, T. Kim, D. G. Lee, S. W. Roh and C. Lee, *Chem. Commun.*, 2014, **50**, 9273–9276; (g) Q. Qin and S. Yu, *Org. Lett.*, 2014, **16**, 3504–3507; (h) L. Song, L. Zhang, S. Luo and J.-P. Cheng, *Chem.-Eur. J.*, 2014, **20**, 14231–14234.
- Intramolecular: (a) Y.-N. Ma, M.-X. Cheng and S.-D. Yang, *Org. Lett.*, 2017, **19**, 600–603; (b) Y.-N. Ma, X. Zhang and S.-D. Yang, *Chem.-Eur. J.*, 2017, **23**, 3007–3011; (c) C. Martinez, A. E. Bosnidou, S. Allmedinger and K. Muniz, *Chem.-Eur. J.*, 2016, **22**, 9929–9932; (d) H. Togo, Y. Harada and M. Yokoyama, *J. Org. Chem.*, 2000, **65**, 926–929; (e) H. Togo, Y. Hoshina, T. Muraki, H. Nakayama and M. Yokoyama, *J. Org. Chem.*, 1998, **63**, 5193–5200.
- For a perspective article, see: K. Murakami, G. J. P. Perry and K. Itami, *Org. Biomol. Chem.*, 2017, **15**, 6071–6075.
- T. D. Svejstrup, A. Ruffoni, F. Julia, V. M. Aubert and D. Leonori, *Angew. Chem., Int. Ed.*, 2017, **56**, 14948–14952.
- K. A. Margrey, A. Levens and D. A. Nicewicz, *Angew. Chem., Int. Ed.*, 2017, **56**, 15644–15648.
- (a) F. Minisci and R. Galli, *Tetrahedron Lett.*, 1965, **8**, 433–436; (b) F. Minisci and R. Galli, *Tetrahedron Lett.*, 1966, **9**, 2531–2533.



- 19 (a) H. Bock and K.-L. Kompa, *Angew. Chem., Int. Ed.*, 1965, **4**, 783; (b) H. Bock and K.-L. Kompa, *Chem. Ber.*, 1966, **99**, 1357–1360.
- 20 For an isolated and unexpected intramolecular example of this reaction, see: A. U. Dey and B. Pathak, *J. Med. Chem.*, 1970, **13**, 152–153; for confirmation of this reaction, see: P. S. Anderson, G. F. Lundell, J. L. Cias and F. M. Robinson, *Tetrahedron Lett.*, 1971, **12**, 2787–2790.
- 21 V. Sridharan, P. A. Suryavanshi and J. C. Menendez, *Chem. Rev.*, 2011, **111**, 7157–7259.
- 22 (a) J. R. Lindsay Smith, L. C. McKeer and J. M. Taylor, *J. Chem. Soc., Perkin Trans. 2*, 1987, 1533–1537; (b) J. R. Lindsay Smith and L. C. McKeer, *Tetrahedron Lett.*, 1983, **24**, 3117–3120.
- 23 I. Jacquemond-Collet, S. Hannedouche, N. Fabre, I. Fourasté and C. Moulis, *Phytochemistry*, 1999, **51**, 1167–1169.
- 24 L. Ding, A. Maier, H.-H. Fiebig, W.-H. Lin and C. Hertweck, *Org. Biomol. Chem.*, 2011, **9**, 4029–4031.
- 25 See, for example: *spiro-cyclisation of O-centred radicals*: R. T. McBurney, A. Eisenschmidt, A. M. Z. Slawin and J. C. Walton, *Chem. Sci.*, 2013, **4**, 2028–2035; *ortho-cyclisation of iminyl radicals*: R. T. McBurney and J. C. Walton, *Beilstein J. Org. Chem.*, 2013, **9**, 1083–1092.
- 26 D. Sakic and H. Zipse, *Adv. Synth. Catal.*, 2016, **358**, 3983–3991.
- 27 J. H. Horner, F. N. Martinez, O. M. Musa, M. Newcomb and H. E. Shahin, *J. Am. Chem. Soc.*, 1995, **117**, 11124–11133.

