

PAPER

 View Article Online
View Journal | View Issue
Cite this: *RSC Adv.*, 2018, 8, 13226

Formation of bicyclic polycyclic aromatic hydrocarbons (PAHs) from the reaction of a phenyl radical with *cis*-3-penten-1-yne†

 Mingrui Wei,^a Tingting Zhang,^a Xianfeng Chen,^b Fuwu Yan,^a Guanlun Guo[✉] and Dongju Zhang^{*c}

The formation of polycyclic aromatic hydrocarbons (PAHs) on the C₁₁H₁₁ potential energy surface involved in the reactions of a phenyl radical (C₆H₅) with *cis*-3-penten-1-yne (*cis*-C¹H≡C²-C³H=C⁴H-C⁵H₃, referred to as C₅H₆) and its three radicals (CH≡C-Ċ=CH-CH₃, CH≡C-CH=Ċ-CH₃, and *cis*-CH≡C-CH=CH-ĊH₂, referred to as the C³-, C⁴-, and C⁵-radicals with the same chemical components, C₅H₅) assisted by H atoms is investigated by performing combined density functional theory (DFT) and *ab initio* calculations. Five potential pathways for the formation of PAHs have been explored in detail: Pathways I–II correspond to the reaction of C₆H₅ with C₅H₆ at the C¹ and C² position, and Pathways III–V involve the reaction of C₆H₅ with the C³-, C⁴-, and C⁵-radicals with the assistance of H atoms. The initial association of C₆H₅ with C₅H₆ or C₅H₅ is found to be highly exothermic with only minor barriers (1.4–7.1 kcal mol⁻¹), which provides a large driving force for the formation of PAHs. The hydrogen atom is beneficial for the ring enlargement and ring formation processes. The present calculations predict 9 potential PAHs, six (CS6, CS10, CS13, CS26, CS28 and CS29) of which are indicated to be energetically more favorable along Pathways I, III, IV and V at low temperature. The calculated barriers for the formation of these PAHs are around 19.2–38.0 kcal mol⁻¹. All PAHs products could be formed at flame temperature, for the medium barriers are easily overcome in various flame conditions. The theoretical results supplement the PAH formation pathway and provide help to understand PAH growth mechanism.

Received 15th February 2018

Accepted 21st March 2018

DOI: 10.1039/c8ra01449c

rsc.li/rsc-advances

1. Introduction

Polycyclic aromatic hydrocarbons (PAHs) are commonly believed to mainly come from the incomplete combustion of fuels. Due to their toxicity and carcinogenic properties,^{1,2} the study of the formation mechanism of PAHs has become a major subject in the fields of combustion and environmental science during the past decades.³ The most widely accepted theory for PAH formation and growth involves a hydrogen-abstraction-acetylene-addition (HACA) mechanism,^{4–6} which has been extensively studied by both experimentalists and theorists and was popularly used in combustion models.^{7–12} However, the HACA mechanism was found to underestimate the concentrations of PAHs and soot when compared with the experimental results.^{12,13} Further experimentalists found that many non-

acetylene type organic compounds, such as CH₃, C₃H₃, C₃H₄, C₃H₆, C₄H₂, C₄H₄, C₄H₆ and C₅H₈ (ref. 14 and 15) also contributed to PAH growth in various flame configurations. Therefore, the PAH formation from non-acetylene compounds has

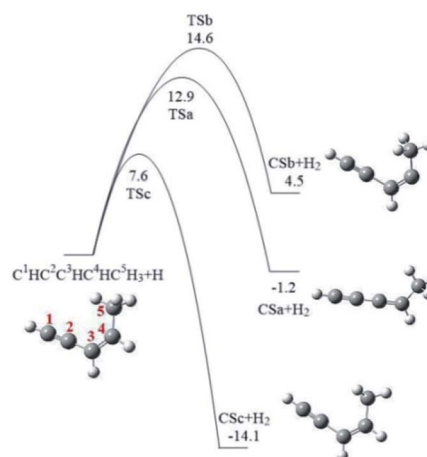


Fig. 1 Relative energy surfaces for the formation of the three C₅H₅ radicals of *cis*-3-penten-1-yne via the H-abstraction reactions at the C³, C⁴ and C⁵ positions by an external H atom. Relative energies are in kcal mol⁻¹.

^aHubei Key Laboratory of Advanced Technology for Automotive Components, Hubei Collaborative Innovation Center for Automotive Components Technology, Wuhan University of Technology, Wuhan 430070, PR China. E-mail: glguo@whut.edu.cn

^bSchool of Resources and Environmental Engineering, Wuhan University of Technology, Wuhan 430070, China

^cKey Lab of Colloid and Interface Chemistry, Ministry of Education, School of Chemistry and Chemical Engineering, Shandong University, Jinan 250000, PR China

† Electronic supplementary information (ESI) available. See DOI: 10.1039/c8ra01449c



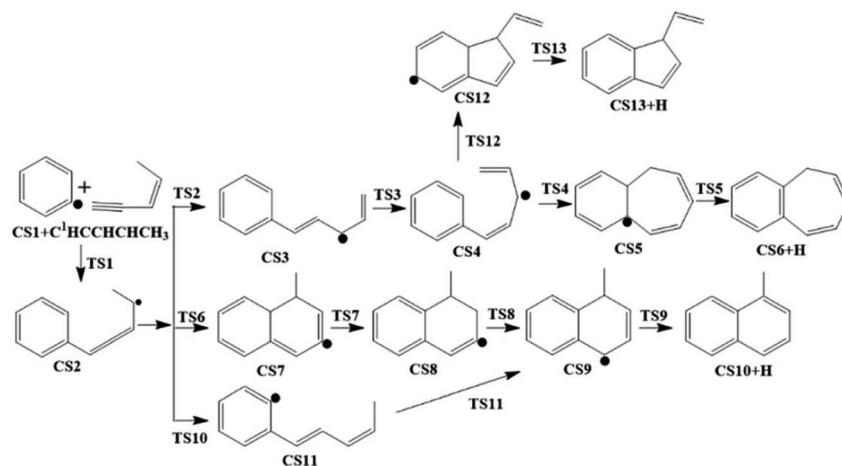


Fig. 2 Pathway I: the reaction of phenyl radical with *cis*-3-penten-1-yne at the C¹ position.

attracted remarkable attention.^{16–26} Furthermore, the introduction of reaction mechanism of odd-carbon chemistries as additions, especially C₃ and C₅ species, into HACA mechanism were found to reproduce the synergistic effect of some mixing fuels on PAH and soot formations.^{27–35} Hence, the roles of C₃ and *cyclo*-C₅ species as additions on the PAH growth have been studied experimentally and theoretically.^{17–19,36–40} Different from *cyclo*-C₅ species, the linear C₅ species draw little attentions on the PAHs formation mechanism studies, except that reactions of C₅H₃ and C₅H₅ with CH₃ have been postulated as possible routes of benzene formation.^{11–13} And, isoprene (C₅H₈), the methyl-substituted 1,3-butadiene, was found to react with phenyl radical barrier-lessly.^{26,41} However, Hansen *et al.*⁴² identified the isomers of linear C₅ chemicals, and found that *cis*-3-penten-1-yne (CH≡C–CH=CH–CH₃) was the most stable linear C₅H₆, and CH≡C–CH=CH–CH₂ radical the most stable linear C₅H₅ radical. Structurally, CH≡C–CH=CH–CH₃ is the methyl-substituted product of vinylacetylene (CHCCHCH₂), which can form naphthalene *via* the bimolecular reactions with *para*-tolyl and phenyl radicals without entrance barriers under single

collision conditions.^{21–23} Thus, it is meaningful to investigate the reaction of phenyl radical with CHCCHCHCH₃.

The main objective of this work is to explore the formation of potential PAHs within 4-, 5-, 6- and 7-membered rings on C₁₁H₁₁ potential energy surface (PES) from phenyl radical (C₆H₅) with *cis*-3-penten-1-yne and its radicals. These 4-, 5- and 7-membered PAHs were all detected from vehicle emissions^{43,44} and confirmed as major contributors to soot formation in the post-flame region.^{45–47} By performing combined density functional theory (DFT) and *ab initio* calculations, we discuss the influences of reactive sites and methyl group of CHCCHCHCH₃ on the formation of bicyclic PAHs, and the roles of hydrogen atoms in ring formation and ring enlargement steps.

2. Methods

The molecular structures involved in the reactions under study were optimized on C₁₁H₁₁ PES by using the hybrid B3LYP functional with the 6-311++G(d,p) basis set.^{48–50} The vibrational frequency calculations were performed at the same level to

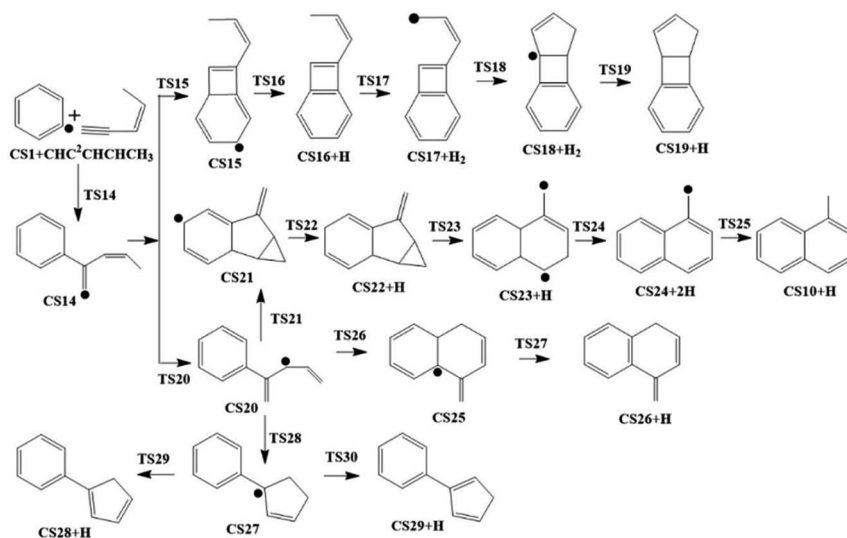


Fig. 3 Pathway II: the reaction of phenyl radical with *cis*-3-penten-1-yne at the C² position.



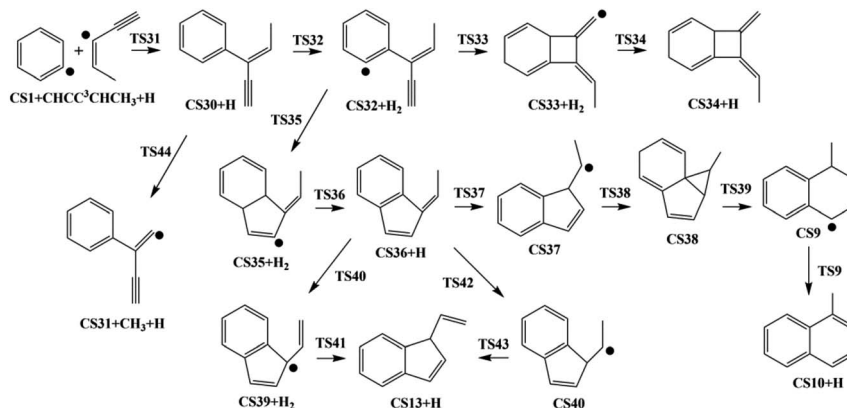


Fig. 4 Pathway III: the reaction of phenyl radical with the C³-radical of *cis*-3-penten-1-yne.

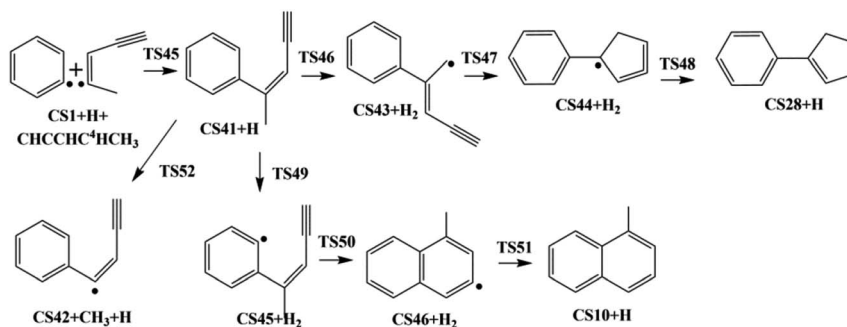


Fig. 5 Pathway IV: the reaction of phenyl radical with the C⁴-radical of *cis*-3-penten-1-yne.

identify the optimized structures as local minimum or first-point saddle points and to provide their zero-point vibrational energies (ZPE). The intrinsic reaction coordinate calculations

were implemented to ensure that the transition states connect to the relevant reactants and products correctly. The final single-point energies of all species were gained using the

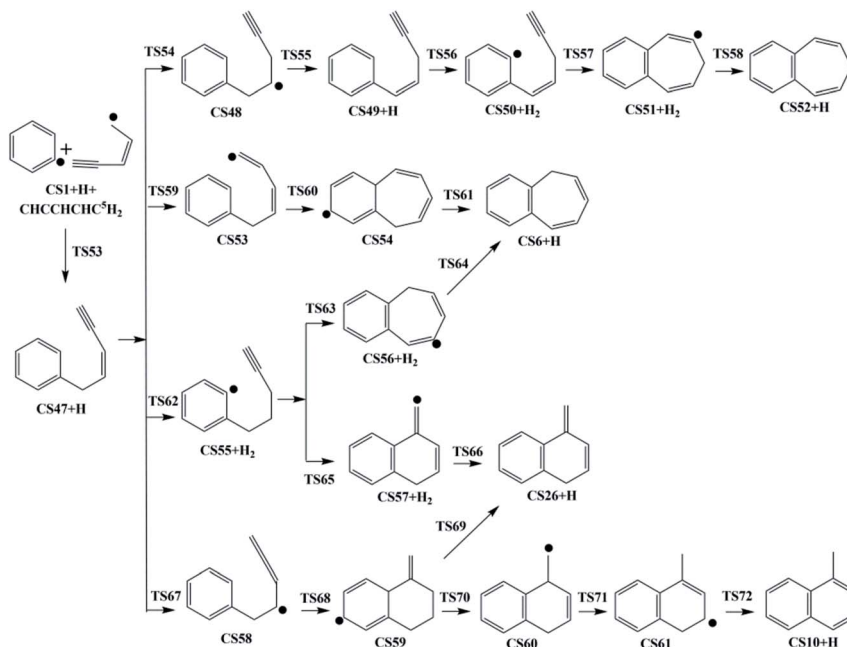


Fig. 6 Pathway V: the reaction of phenyl radical with the C⁵-radical of *cis*-3-penten-1-yne.



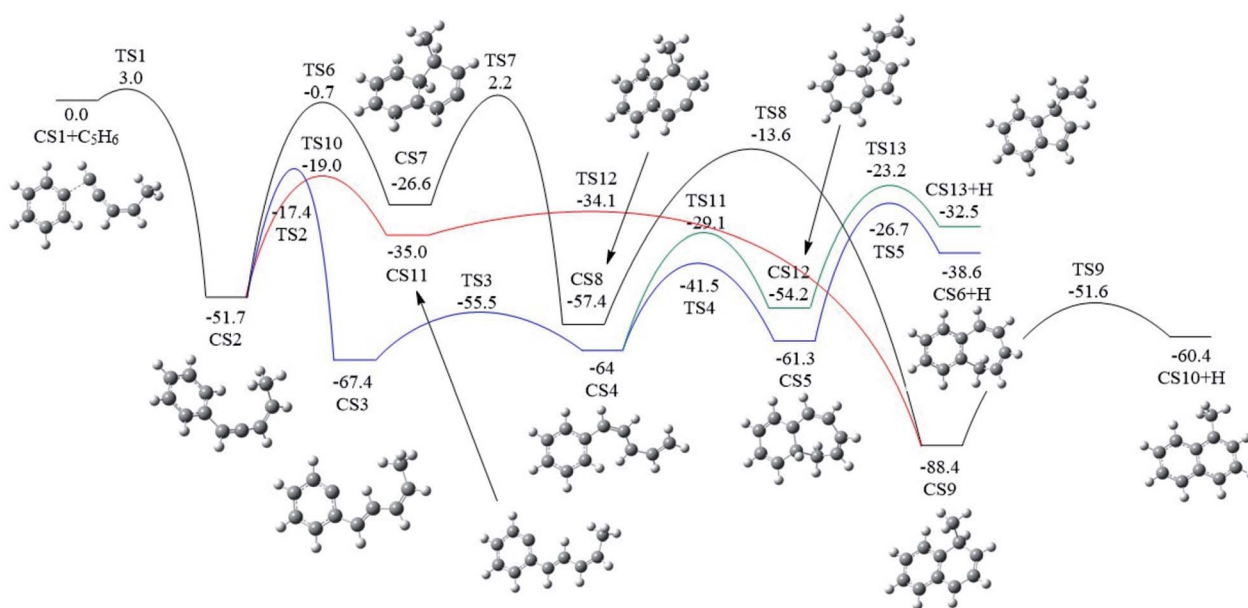


Fig. 7 Calculated potential energy surface of Pathway I started from the association of C₆H₅ to the C¹ position of C¹HC²C³HC⁴HC⁵H₃. Relative energies are in kcal mol⁻¹.

G3(MP2,CC) method,^{23,25} which is expected to generate relative energies of various species within the accuracy of 1–2 kcal mol⁻¹,⁵¹ and extensively used to study PAH growth mechanism.^{8,9,18,21–23} The majority of the intermediate species and transition structures found in this study were either closed shell singlets or open shell doubles. The diradical species were

found by using triplet spin multiplicity, and the calculations of diradical species contain negligible spin contamination. A high spin contamination can affect the geometry and energy of the molecule.⁵² As a check for the presence of spin contamination, *ab initio* calculations give the expectation value of the total spin ($\langle S^2 \rangle$). If there is no spin contamination, $\langle S^2 \rangle$ should equal $s(s+1)$,

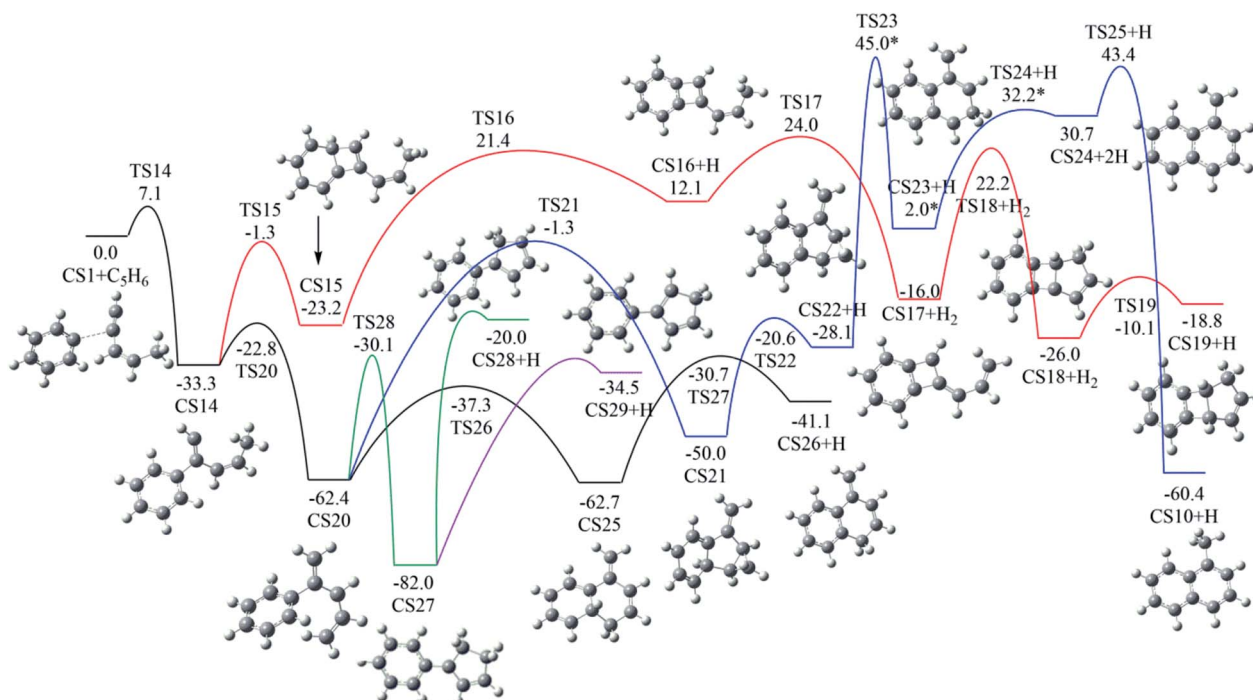


Fig. 8 Calculated potential energy surface of Pathway II started from the association of C₆H₅ to the C² position of C¹HC²C³HC⁴HC⁵H₃. Relative energies are in kcal mol⁻¹.



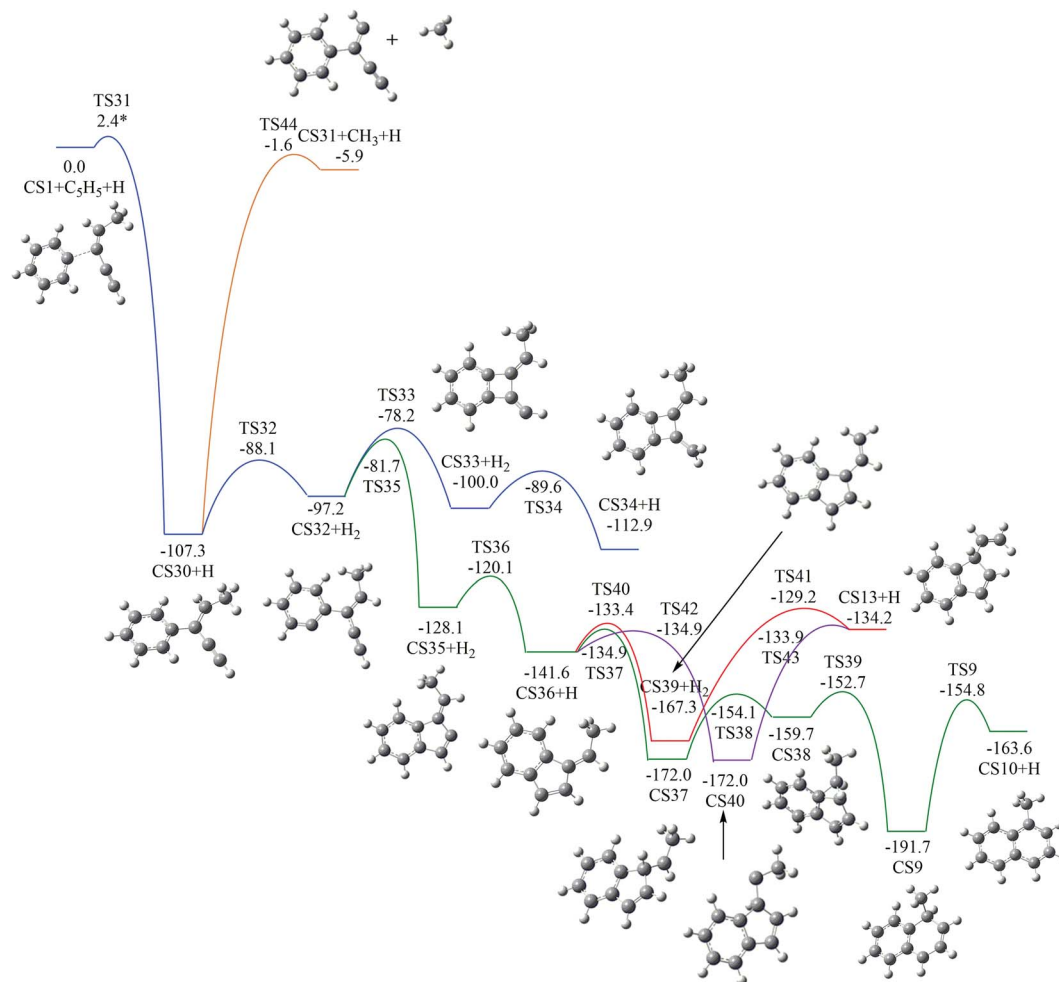


Fig. 9 Calculated potential energy surface of Pathway III started with the reaction of C_6H_5 to the C^3 position of $C^1HC^2C^3C^4HC^5H_3$. Relative energies are in kcal mol^{-1} .

where s equals $1/2$ times the number of unpaired electrons. One rule of thumb, which was derived from experience with organic molecule calculations, is that the spin contamination is negligible if the value of $\langle S^2 \rangle$ differs from $s(s+1)$ by less than 10%. In addition, spin contamination has little effect on DFT, CC and CI calculations.^{52,53} All $\langle S^2 \rangle$ values of chemical species or transition states with 2 unpaired electrons in this study were shown in ESI.† Asterisks were added to energies corresponding to diradical species with spin contamination. The G3(MP2,CC) energies are calculated according to the following equation:

$$E[\text{G3}(\text{MP2}, \text{CC})] = E[\text{CCSD}/6\text{-}311++(\text{d}, \text{p})] + \Delta E(\text{MP2}) + \Delta E(\text{SO}) + \Delta E(\text{HLC}) + E(\text{ZPE}) \quad (1)$$

where $\Delta E(\text{MP2}) = E[\text{MP2}/6\text{-}311\text{G}++(3\text{df}, 2\text{p})] - E[\text{MP2}/6\text{-}311\text{G}++(\text{d}, \text{p})]$ is the basis set correction. $\Delta E(\text{SO})$ is the spin-orbit correction, included for atomic species only. Higher level correction (HLC) for molecules is $\Delta E(\text{HLC}) = -An_b - B(n_a - n_b)$ with $A = 9.279$ mhartrees and $B = 4.471$ mhartrees, and for atoms is $\Delta E(\text{HLC}) = -Cn_b - D(n_a - n_b)$ with $C = 9.345$ mhartrees and $D = 2.021$ mhartrees. The n_a and n_b are the number of

a and b valence electrons, respectively. All calculations were performed using the Gaussian 09 package.⁵⁴

3. Results and discussion

cis-3-Penten-1-yne with one C–C triple bond, one C–C double bond, and two C–C single bonds, contains five chemically unequivalent carbon atoms, marked as C^1 , C^2 , C^3 , C^4 and C^5 (Fig. 1), and its reaction with phenyl radical may initially occur at any one of these carbon atoms, corresponding to five possible pathways shown in Fig. 2–6. It is known that a vinyl-type group can conjugate to the $-C\equiv CH$ group to form a resonantly stabilized free radical (RSFR) intermediate, which was confirmed to play important role in PAHs formation.^{26,55} Thus, phenyl radical (C_6H_5), a typical vinyl-type group, can directly conjugate to C^1 or C^2 position of *cis*-3-penten-1-yne via Pathway I or Pathway II. Alternatively, it can also react with three C_5H_5 radicals of *cis*-3-penten-1-yne with the single electron respectively located at C^3 , C^4 and C^5 positions, via Pathways III–V. All pathways were on $C_{11}H_{11}$ PES, and only reactions lead to the PAHs products were considered in this study. Fig. 1 shows the



formation of these three radicals, denoted as CSa, CSb, and CSC from *cis*-3-penten-1-yne *via* the H-abstraction reaction by an external H atom. It is found that the barriers involved in the H-abstraction reactions are 12.9, 14.6 and 7.6 kcal mol⁻¹, respectively, implying that CSC is easier to be produced than CSa and CSb.

The present work studied five possible pathways, as schematically shown in Fig. 2–6. The resulting PAHs include benzocycloheptatriene (CS6), 1-methylnaphthalene (CS10), 1-vinyl-1*H*-indene (CS13), 3*a*,7*b*-dihydro-1*H*-cyclopenta[3,4]cyclobuta[1,2]benzene (CS19), 1-methylene-1,4-dihydronaphthalene (CS26), cyclopenta-1,3-dien-1-ylbenzene (CS28), cyclopenta-1,4-dien-1-ylbenzene (CS29), (*Z*)-7-ethylidene-8-methylenebicyclo[4.2.0]octa-1(6),2,4-triene (CS34), and 7*H*-Benzo[7]annulene (CS52). The following discussion shows the mechanism details for the formation of these PAHs.

3.1. Pathway I

As shown in Fig. 2 and 7, there are four potential channels for the reaction of C₆H₅ with C¹HCCHCHCH₃ to the C¹ position, resulting in three PAHs, CS6, CS10, and CS13. The initial association of C₆H₅ to the C¹ position of C¹HCCHCHCH₃ results in the formation of CS2. This process is found to be a thermodynamically and kinetically favorable process, highly exothermic (51.7 kcal mol⁻¹) with a very small barrier (3.0 kcal mol⁻¹), providing a large driving force for the subsequent formation of PAHs. The result is comparable with that for

the reaction of C₆H₅ with C₂H₂ with a barrier of ~6 kcal mol⁻¹ and a reaction energy of 39 kcal mol⁻¹.⁵⁶ Once formed, CS2 can evolve into PAHs *via* different channels. The blue one, CS1 + C₅H₆ → CS2 → CS3 → CS4 → CS5 → CS6, involves H-migration, *cis*–*trans* conversion, ring-closure, and H-dissociation steps, leading to the formation of benzocycloheptatriene (CS6). The barriers of these four elementary steps are 34.3, 11.9, 22.5 and 34.6 kcal mol⁻¹, respectively. Note that CS4, instead of evolving into CS6 along the blue channel, can evolve into a relative more stable PAH, CS13 along the green sub-pathway in Fig. 7, CS4 → CS12 → CS13, *via* ring-closure and H-dissociation steps. The ring-closure reaction occurs at C³ position with a barrier of 34.9 kcal mol⁻¹, leading to CS12, a 5-membered bicyclo-PAH, which then dissociates into CS13 + H with a barrier of 31.0 kcal mol⁻¹.

The black channel in Fig. 7, CS2 → CS7 → CS8 → CS9 → CS10, shows the formation of 1-methylnaphthalene (CS10), involving ring closure, twice H-migration, and H-dissociation steps *via* TS6–TS9. The barriers of these four steps are calculated to be 51.0, 28.8, 43.8 and 36.8 kcal mol⁻¹, respectively. Clearly, such a channel is energetically very unfavorable for the formation of CS10. Alternatively, a relatively more viable channel has been identified, as shown by the red line in Fig. 7, *i.e.* CS2 → CS11 → CS9 → CS10. Along this channel, CS2 is converted to CS10, undergoing H-migration, ring closure, and H-dissociation steps. The barriers involved in these three steps are 32.7, 0.9 and 36.8 kcal mol⁻¹, respectively.

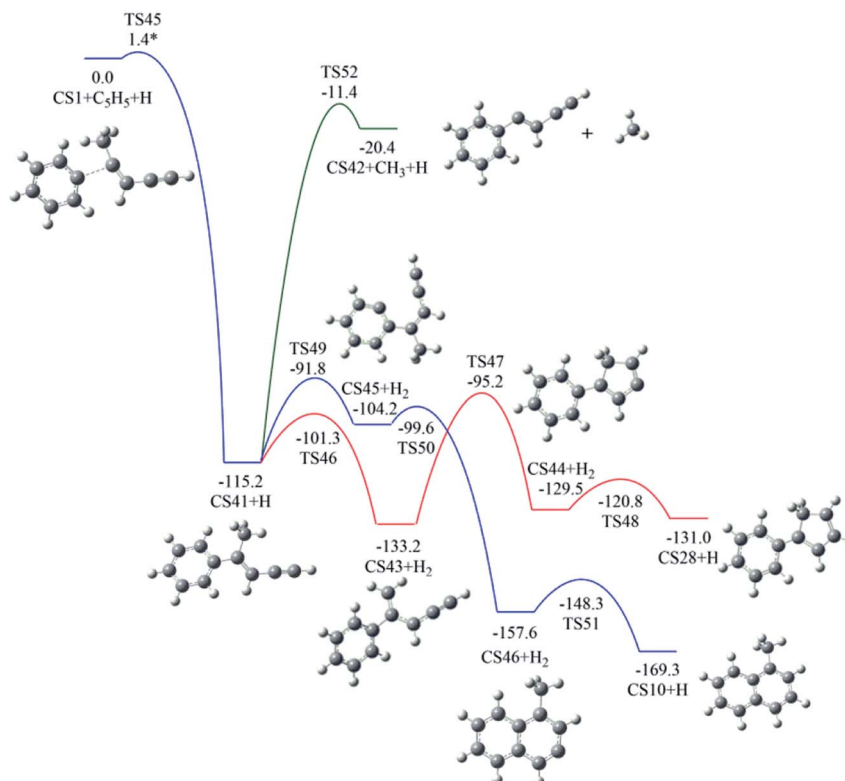


Fig. 10 Calculated potential energy surface of Pathway IV started with the reaction of C₆H₅ to the C⁴ position of C¹HC²C³HC⁴.C⁵H₃. Relative energies are in kcal mol⁻¹.



From the results above, it is found that the reaction of phenyl radical with *cis*-3-penten-1-yne at the C¹ position can result in the formation of three PAHs, CS6, CS10, and CS13, and the highest barriers involved are 34.6, 36.8 and 34.9 kcal mol⁻¹, respectively. These almost the same barriers indicate the formations of these three PAHs are competing each other.

3.2. Pathway II

As shown in Fig. 2, Pathway II refers to the reaction of phenyl radical with *cis*-3-penten-1-yne at the C² position. The calculated potential energy surface along this pathway is depicted in Fig. 8. Similar to the situation in Pathway I, the initial association of C₅H₆ with *cis*-3-penten-1-yne at the C² position is also a thermodynamically and kinetically favorable process, exothermic by 33.3 kcal mol⁻¹ with a barrier of 7.1 kcal mol⁻¹, leading to the adduct CS14. This adduct with the radical site at the C¹ position, can evolve into five different PAHs, CS10, CS19, CS26, CS28 and CS29, along five possible channels. The diradical species in this pathway were found by using triplet spin multiplicity, and hence the calculations of diradical species contain spin-contamination.

The red channel gives CS19 *via* five elementary steps, involving transition states TS15-TS19. The radical site at C¹ in CS14 conjugates to the benzene ring *via* TS15, forming CS15 (a 4-membered PAH), with a barrier of 32.0 kcal mol⁻¹. Subsequently, a H-dissociation process occurs *via* TS16 with a barrier of

44.6 kcal mol⁻¹, followed by a H-abstract reaction *via* TS17 with a barrier of 11.9 kcal mol⁻¹, leading to CS17 with the radical site at C⁵ position. Then the ring closure reaction occurs *via* TS18 with a barrier of 38.2 kcal mol⁻¹, forming the 5-membered ring intermediate CS18. Finally, CS19 is formed *via* the reaction of CS18 with H₂ with a barrier of 15.9 kcal mol⁻¹. The overall energy barrier involved in this channel is 44.6 kcal mol⁻¹.

The black channel in Fig. 8 corresponds to the formation of CS26, undergoing H-migration, ring closure, and H-dissociation steps. The H-migration from C⁵ to C¹ proceeds *via* TS20 with a barrier of 10.5 kcal mol⁻¹, leading to intermediate CS20. The ring closure step produces the bicyclic PAH radical, CS25, and need to overcome a barrier of 25.1 kcal mol⁻¹. The final H-dissociation reaction yields CS26, overcoming a barrier of 32.0 kcal mol⁻¹, which is also the highest barrier along this channel.

Other three potential channels of the evolvement of CS20 was also explored, as shown by blue, green, and purple lines. The blue one corresponds the formation of CS10, which undergoes ring closure, H-abstraction, ring opening and H-addition steps. The overall barrier is calculated to be as high as 107.4 kcal mol⁻¹ (the energy difference between TS23 and CS20), which is much higher than that involved in Pathway I. This result implies that CS10 is a less possible product from the reaction of phenyl radical with *cis*-3-penten-1-yne at the C² position.

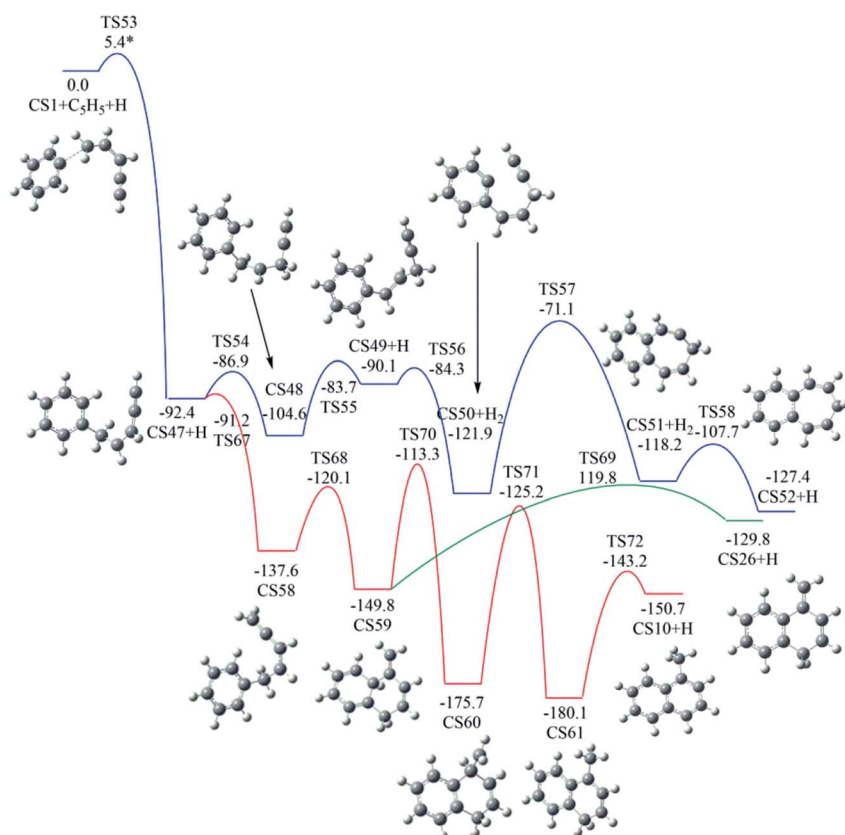


Fig. 11 Calculated potential energy surface of Pathway V started with the reaction of C₆H₅ to the C⁵ position of C¹HC²C³HC⁴HC⁵H₂. Relative energies are in kcal mol⁻¹.



The green and purple channels show the formations of two PAHs (CS28 and CS29) that are structurally considered as “cyclopenta-benzene” (biphenyl with one benzene ring replaced by a cyclopenta ring). The involved overall barriers are calculated to be 62.4 and 57.5 kcal mol⁻¹, respectively.

3.3. Pathway III

As shown in Fig. 4, Pathway III refers to the reaction of phenyl radical with the C³-radical of *cis*-3-penten-1-yne and H atom. The calculated potential energy surface is depicted in Fig. 9.

Initially, CS30 is formed *via* a low barrier of 2.4 kcal mol⁻¹ by the direct association of phenyl radical and the C³-radical of *cis*-3-penten-1-yne, releasing an energy of 107.3 kcal mol⁻¹. Subsequently, CS30 can evolve into different PAHs, CS10, CS13, and CS34. The blue channel in Fig. 9 shows the mechanism for the formation of CS34. The reaction occurs *via* H-abstraction, ring closure, and H-addition steps (CS30 → CS32 → CS33 → CS34). The H-abstraction of CS30 leading to intermediate CS32 need to overcome an energy barrier of 19.2 kcal mol⁻¹, which is also the highest energy barrier along this channel.

As shown by green, red and purple lines in Fig. 9, the formations of CS10 and CS13 involve a common, stable intermediate, CS36, which can be formed *via* a ring closure and a H-addition steps (CS32 → CS35 → CS36) with an overall barrier of 15.5 kcal mol⁻¹. Jasper and Hansen suggested that the ring enlargement from fulvene to benzene could be assisted by the

presence of hydrogen atom.⁵⁷ Fig. 9 shows the calculated results for the H-assisted transformation from CS36 to CS10 by H-addition, H-migration and H-loss steps (CS36 → CS37 → CS38 → CS9 → CS10). This process involves barrier of 36.9 kcal mol⁻¹, which is also the overall barrier.

Instead of evolving into CS10, the intermediate CS36 can convert to CS13 undergoing intermediate CS39 with an overall barrier of 38.1 kcal mol⁻¹ or undergoing intermediate CS40 with an overall of 38.1 kcal mol⁻¹.

3.4. Pathway IV

The reaction of phenyl radical with the C⁴-radical of *cis*-3-penten-1-yne is referred as Pathway IV (Fig. 5), which can result in the formation of two PAHs, CS10 and CS28. As indicated by Fig. 10, potential channel with blue lines is open for the formation of CS10 from CS41, which is formed from the initial adduct of phenyl radical with the C⁴-radical of *cis*-3-penten-1-yne with very low barrier of 1.4 kcal mol⁻¹, releasing an energy of 115.2 kcal mol⁻¹. Along this channel, CS41 first evolves into CS45 *via* a H-abstraction step. This process with a barrier of 23.4 kcal mol⁻¹ is identified as the rate-determining step. Subsequently, the ring closure reaction leads to intermediate CS46, which undergoes a H-abstraction reaction *via* TS51, producing PAH, CS10.

Another possible PAH product from the reaction of phenyl radical with the C⁴-radical is CS28, a “cyclopenta-benzene”-like structure. Instead of evolving into CS10, CS41 may perform H-

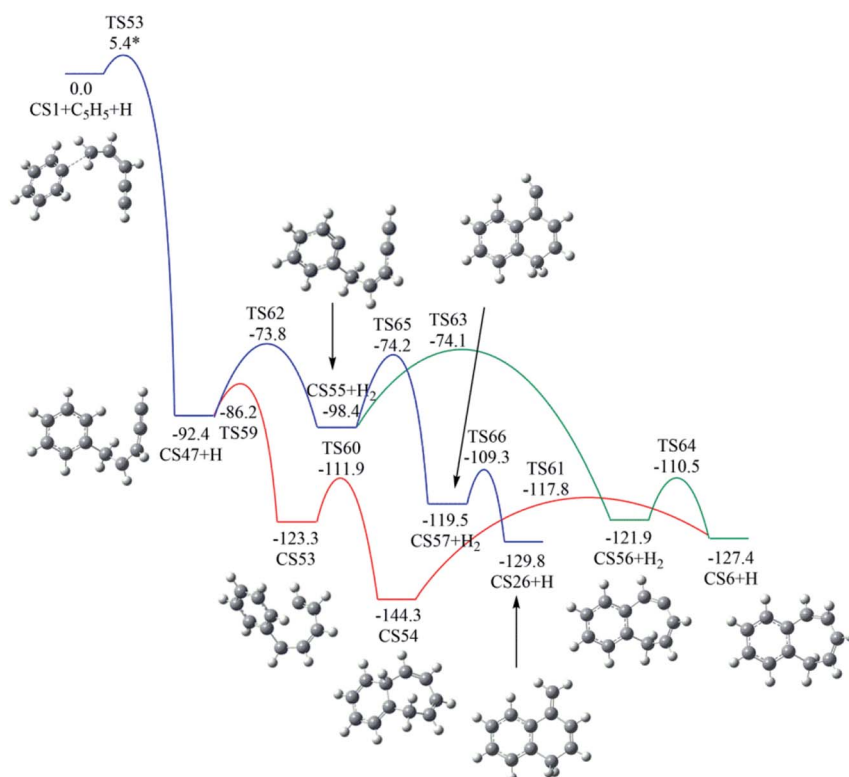


Fig. 12 Calculated potential energy surface of Pathway V started with the reaction of C₆H₅ to the C⁵ position of C¹HC²C³HC⁴HC⁵H₂. Relative energies are in kcal mol⁻¹.



Table 1 Overall barriers for the formation of bicyclic PAHs in Pathways I–V

Products	Pathway I (kcal mol ⁻¹)	Pathway II (kcal mol ⁻¹)	Pathway III (kcal mol ⁻¹)	Pathway IV (kcal mol ⁻¹)	Pathway V (kcal mol ⁻¹)
CS6	34.6	—	—	—	24.3
CS10	36.8	107.4	36.9	23.4	50.5
CS13	34.9	—	38.1	—	—
CS19	—	44.6	—	—	—
CS26	—	32.0	—	—	24.2
CS28	—	62.4	—	38.0	—
CS29	—	57.5	—	—	—
CS34	—	—	19.2	—	—
CS52	—	—	—	—	50.8

abstraction, ring closure and H-addition reactions, leading to CS28, with a barrier of 38.0 kcal mol⁻¹.

3.5. Pathway V

As shown in Fig. 6, Pathway V refers to the reaction of phenyl radical with the C⁵-radical of *cis*-3-penten-1-yne. The present calculations locate six potential channels, leading to two seven-membered PAHs (CS6 and CS52) and two six-membered PAHs, (CS10 and CS26).

As shown in Fig. 11, the initial association of phenyl radical with the C⁵-radical leads to the formation of CS47 with barrier of 5.4 kcal mol⁻¹. Once formed, CS47 can evolve into CS52 along the blue channel *via* the H-addition, H-transfer, H-abstraction, ring closure and H-addition steps. The highest barrier involved is calculated to be 50.8 kcal mol⁻¹.

In addition, CS47 can be converted to CS10 along the red channel. This channel consists of H-addition, ring closure, H-migrations and H-dissociation steps (CS47 + H → CS58 → CS59 → CS60 → CS61 → CS10 + H). From the calculated potential energy surface (Fig. 11), rate-determining step, CS60 → CS61, involves energy barrier of 50.5 kcal mol⁻¹.

Fig. 12 shows calculated potential channels for the formations of CS6 and CS26 along Pathway V. The blue channel in Fig. 12 corresponds to the formation of CS26. This channel involves H-abstraction, ring closure and H-addition steps. The ring closure is identified as the rate-determining step with a barrier of 24.2 kcal mol⁻¹. In Fig. 11, the intermediate CS59 can convert to CS26 with an overall barrier of 30.0 kcal mol⁻¹. From the calculated potential energy surface (Fig. 11 and 12), it is clear that the channel in Fig. 12 is energetically more favorable.

As indicated by red and green lines in Fig. 12, CS47 is converted to CS6 undergoing intermediates CS53 and CS54 with an overall barrier of 26.5 kcal mol⁻¹ or undergoing intermediate CS55 and CS56 with an overall of 24.3 kcal mol⁻¹. The minima energy pathway forms a bicyclic PAH, CS6 which is formed *via* the H-abstraction, ring closure and H-addition steps. The ring closure step is identified as the rate-determining step with a barrier of 24.3 kcal mol⁻¹. The calculated overall barriers for all final products in Pathways I–V were listed in Table 1 in kcal mol⁻¹.

4. Conclusions

In this work, the reaction mechanism of PAH growth to dual-ring structures on C₁₁H₁₁ surface initiated by C₆H₅ with linear C₅ species (*cis*-3-penten-1-yne) were investigated using DFT and *ab initio* methods. Five bicyclic PAHs formation pathways are detailedly explored include reactions of phenyl radical (C₆H₅) with *cis*-3-penten-1-yne (*cis*-C¹H≡C²–C³H=C⁴H–C⁵H₃, referred to C₅H₆) and its three radicals (CH≡C–Ċ=CH–CH₃, CH≡C–CH=Ċ–CH₃, and *cis*-CH≡C–CH=CH–ĊH₂, referred to the C³-, C⁴-, and C⁵-radicals with the same chemical components, C₅H₅). And 4-, 5-, 6- and 7- membered PAHs (referred to the species of CS6, CS10, CS13, CS19, CS26, CS28, CS29, CS34 and CS52) were designed as final products.

The results show that the initial combination of C₆H₅ with C₅H₆ or C₅H₅ is found to be highly exothermic with only minor barriers (1.4–7.1 kcal mol⁻¹) in Pathways I–V, which provides a large driving force for PAH formation. The hydrogen atom is beneficial for the ring enlargement and ring formation processes.

The calculated Pathways I–V predicate 9 potential PAHs include 4-, 5- and 7-membered rings. Among them, CS6, CS10, CS13, CS26 and CS28 could be produced from two or more pathways, CS19, CS29, CS34 and CS52 from only one pathway. At low temperature, CS6 and CS26 are more energetically favorable along Pathway V, CS10 and CS28 along Pathway IV, CS13 along Pathway I and CS34 along Pathway III. The calculated barriers for the formation of these PAHs are around 19.2–38.0 kcal mol⁻¹. Hence, at low temperature, Pathway I, Pathway III, Pathway IV and Pathway V are energetically favorable for bicyclic PAHs (CS6, CS10, CS13, CS26, CS28 and CS29) formation. Considering the high temperature in various combustion flames, all above medium and even higher barriers are easily overcome. Hence, all 9 potential PAHs are easy to be produced at flame temperature. The theoretical results supplement the PAH formation pathway and provide some new insights to understand PAH growth mechanism.

Conflicts of interest

There are no conflicts to declare.



Acknowledgements

This work is funded by the National Key R&D Program of China (No. 2017YFC0211201, and No. 2016YFC0802801), National Natural Science Foundation of China (No. 51276132, and No. 51774221) and the 111 Project (B17034). The Key Lab of Colloid and Interface Chemistry, at Shandong University would like to be acknowledged for providing computing resources that have contributed to the research results reported within this paper.

References

- W. M. Baird, L. A. Hooven and B. Mahadevan, *Environ. Mol. Mutagen.*, 2005, **45**, 106.
- F. P. Perera, *Science*, 1997, **278**, 1068.
- H. Wang, *Proc. Combust. Inst.*, 2011, **33**, 41.
- M. Frenklach, D. W. Clary, W. C. Gardiner and S. E. Stein, *Symp. (Int.) Combust., [Proc.]*, 1984, **20**, 887.
- M. Frenklach and H. Wang, *Proc. Combust. Inst.*, 1991, **23**, 1559.
- H. Wang and M. Frenklach, *J. Phys. Chem.*, 1994, **98**, 11465.
- C. W. Bauschlicher Jr and A. Ricca, *Chem. Phys. Lett.*, 2000, **326**, 283.
- C. W. Bauschlicher, A. Ricca and M. Rosi, *Chem. Phys. Lett.*, 2002, **355**, 159.
- P. Ghesquière, D. Talbi and A. Karton, *Chem. Phys. Lett.*, 2000, **595–596**, 13.
- D. S. N. Parker, R. I. Kaiser, T. P. Troy and M. Ahmed, *Angew. Chem., Int. Ed.*, 2014, **53**, 7740.
- A. M. Mebel, Y. Georgievskii, A. W. Jasper and S. J. Klööenstein, *Proc. Combust. Inst.*, 2017, **36**, 919.
- V. V. Kislov, A. I. Sadovnikov and A. M. Mebel, *J. Phys. Chem. A*, 2013, **117**, 4794.
- A. Violi, A. D'Anna and A. D'Alessio, *Chem. Eng. Sci.*, 1999, **54**, 3433.
- Y. Li, L. Wei, Z. Tian, B. Yang, J. Wang, T. Zhang and F. Qi, *Combust. Flame*, 2008, **152**, 336.
- B. Yang, Y. Li, L. Wei, C. Huang, J. Wang, Z. Tian, R. Yang, L. Sheng, Y. Zhang and F. Qi, *Proc. Combust. Inst.*, 2007, **31**, 555.
- B. Shukla, A. Miyoshi and M. Koshi, *J. Am. Soc. Mass Spectrom.*, 2010, **21**, 534.
- T. Yang, D. S. N. Parker, B. B. Dangi, R. I. Kaiser and A. M. Mebel, *Phys. Chem. Chem. Phys.*, 2015, **17**, 10510.
- R. I. Kaiser, D. S. Parker, M. Goswami, F. Zhang, V. V. Kislov, A. M. Mebel, J. Aguilera-Iparraguirre and W. H. Green, *Phys. Chem. Chem. Phys.*, 2012, **14**, 720.
- D. S. Parker, F. Zhang, Y. S. Kim, R. I. Kaiser, A. Landera and A. M. Mebel, *Phys. Chem. Chem. Phys.*, 2012, **14**, 2997.
- D. S. N. Parker, B. B. Dangi, R. I. Kaiser, A. Jamal, M. N. Ryazantsev, K. Morokuma, A. Korte and W. Sander, *J. Phys. Chem. A*, 2014, **118**, 2709.
- D. S. N. Parker, F. Zhang, Y. S. Kim, R. I. Kaiser, A. Landera, V. V. Kislov, A. M. Mebel and A. G. G. M. Tielens, *Proc. Natl. Acad. Sci. U. S. A.*, 2012, **109**, 53.
- T. Yang, L. Muzangwa, R. I. Kaiser, A. Jamal and K. Morokuma, *Phys. Chem. Chem. Phys.*, 2015, **17**, 21564.
- R. I. Kaiser, B. B. Dangi, T. Yang, D. S. N. Parker and A. M. Mebel, *J. Phys. Chem. A*, 2014, **118**, 6181.
- D. S. Parker, B. B. Dangi, R. I. Kaiser, A. Jamal, M. Ryazantsev and K. Morokuma, *J. Phys. Chem. A*, 2014, **118**, 12111.
- T. Yang, L. Muzangwa, D. S. N. Parker, R. I. Kaiser and A. M. Mebel, *Phys. Chem. Chem. Phys.*, 2015, **17**, 530.
- A. Raj, M. J. Al Rashidi, S. H. Chung and S. M. Sarathy, *J. Phys. Chem. A*, 2014, **118**, 2865.
- S. M. Lee, S. S. Yoon and S. H. Chung, *Combust. Flame*, 2004, **136**, 493.
- S. S. Yoon, D. H. Anh and S. H. Chung, *Combust. Flame*, 2008, **154**, 368.
- S. S. Yoon, S. M. Lee and S. H. Chung, *Proc. Combust. Inst.*, 2005, **30**, 1417.
- J. Y. Hwang, W. Lee, H. G. Kang and S. H. Chung, *Combust. Flame*, 1998, **114**, 370.
- A. Raj, I. D. C. Prada, A. A. Amer and S. H. Chung, *Combust. Flame*, 2012, **159**, 500.
- F. Liu, X. He, X. Ma, Q. Zhang, M. J. Thomson, H. Guo, G. J. Smallwood, S. Shuai and J. Wang, *Combust. Flame*, 2011, **158**, 547.
- J. H. Choi, B. C. Choi, S. M. Lee, S. H. Chung, K. S. Jung, W. L. Jeong, S. K. Choi and S. K. Park, *J. Mech. Sci. Technol.*, 2015, **29**, 2259.
- B. C. Choi, S. K. Choi, S. H. Chung, J. S. Kim and J. H. Choi, *Int. J. Auto. Tech.*, 2011, **12**, 183.
- K. L. McNesby, A. W. Miziolek, T. Nguyen, F. C. Delucia, R. R. Skaggs and T. A. Litzinger, *Combust. Flame*, 2005, **142**, 413.
- D. H. Kim, J. A. Mulholland, D. Wang and A. Violi, *J. Phys. Chem. A*, 2010, **114**, 12411.
- D. Wang, A. Violi, D. H. Kim and J. A. Mulholland, *J. Phys. Chem. A*, 2006, **110**, 4719.
- V. V. Kislov and A. M. Mebel, *J. Phys. Chem. A*, 2008, **112**, 700.
- J. A. Mulholland, M. Lu and D. H. Kim, *Proc. Combust. Inst.*, 2000, **28**, 2593.
- M. Lu and J. A. Mulholland, *Chemosphere*, 2004, **55**, 605.
- R. I. Kaiser, D. S. N. Parker and F. Zhang, *J. Phys. Chem. A*, 2012, **116**, 4248.
- N. Hansen, S. J. Klippenstein, J. A. Miller, J. Wang, T. A. Cool, M. E. Law, P. R. Westmoreland, T. Kasper and K. Kohse-Höinghaus, *J. Phys. Chem. A*, 2005, **110**, 4376.
- L. Wei, L. Yang, J. Chen, X. Wang, H. Li, Y. Zhu, L. Wen, C. Xu, J. Zhang, T. Zhu and W. Wang, *Air Qual., Atmos. Health*, 2015, **9**, 823.
- Y. Matsukawa, K. Ono, K. Dewa, A. Watanabe, Y. Saito, Y. Matsushita, H. Aoki, K. Era, T. Aoki and T. Yamaguchi, *Combust. Flame*, 2016, **167**, 248.
- B. Öktem, M. P. Tolocka, B. Zhao, H. Wang and M. V. Johnston, *Combust. Flame*, 2005, **142**, 364.
- A. Ciajolo, R. Barbella, A. Tregrossi and L. Bonfanti, *Symp. (Int.) Combust., [Proc.]*, 1998, **27**, 1481.
- A. Santamaría, F. Mondragon, A. Molina, N. D. Marsh, E. G. Eddings and A. F. Sarofi, *Combust. Flame*, 2006, **146**, 52.
- A. D. Becke, *J. Chem. Phys.*, 1992, **96**, 2155.
- A. D. Becke, *J. Chem. Phys.*, 1992, **97**, 9173.
- A. D. Becke, *J. Chem. Phys.*, 1993, **98**, 5648.



- 51 L. A. Curtiss, K. Raghavachari, P. C. Redfern, A. G. Baboul and J. A. Pople, *Chem. Phys. Lett.*, 1999, **314**, 101.
- 52 D. C. Young, *Computational chemistry: a practical guide for applying techniques to real-world problems*, John Wiley & Sons Inc., 2001.
- 53 B. Temelso, C. D. Sherrill, R. C. Merkle and R. A. Freitas Jr, *J. Phys. Chem. A*, 2006, **110**, 11160.
- 54 M. J. Frisch, G. W. Trucks, H. B. Schlegel, G. E. Scuseria, M. A. Robb, J. R. Cheeseman, G. Scalmani, V. Barone, B. Mennucci, G. A. Petersson, H. Nakatsuji, M. Caricato, X. Li, H. P. Hratchian, A. F. Izmaylov, J. Bloino, G. Zheng, J. L. Sonnenberg, M. Hada, M. Ehara, K. Toyota, R. Fukuda, J. Hasegawa, M. Ishida, T. Nakajima, Y. Honda, O. Kitao, H. Nakai, T. Vreven, J. A. Montgomery Jr, J. E. Peralta, F. Ogliaro, M. Bearpark, J. J. Heyd, E. Brothers, K. N. Kudin, V. N. Staroverov, R. Kobayashi, J. Normand, K. Raghavachari, A. Rendell, J. C. Burant, S. S. Iyengar, J. Tomasi, M. Cossi, N. Rega, J. M. Millam, M. Klene, J. E. Knox, J. B. Cross, V. Bakken, C. Adamo, J. Jaramillo, R. Gomperts, R. E. Stratmann, O. Yazyev, A. J. Austin, R. Cammi, C. Pomelli, J. W. Ochterski, R. L. Martin, K. Morokuma, V. G. Zakrzewski, G. A. Voth, P. Salvador, J. J. Dannenberg, S. Dapprich, A. D. Daniels, O. Farkas, J. B. Foresman, J. V. Ortiz, J. Cioslowski and D. J. Fox, *Gaussian 09, Revision B.01*, Gaussian, Inc., Wallingford, CT, 2009.
- 55 B. B. Dangi, S. Maity, R. I. Kaiser and A. M. Mebel, *J. Phys. Chem. A*, 2013, **117**, 11783.
- 56 M. Wei, T. Zhang, S. Li, G. Guo and D. Zhang, *Can. J. Chem.*, 2017, **95**, 816.
- 57 A. W. Jasper and N. Hansen, *Proc. Combust. Inst.*, 2013, **34**, 279.

