



Cite this: *RSC Adv.*, 2018, 8, 7988

# Theoretical study of the oxidation reactions of sulfurous acid/sulfite with ozone to produce sulfuric acid/sulfate with atmospheric implications†

Fang Sheng,<sup>a</sup> Liu Jingjing,<sup>\*b</sup> Chen Yu,<sup>a</sup> Tao Fu-Ming,<sup>c</sup> Duan Xuemei<sup>\*a</sup> and Liu Jing-yao<sup>ib</sup><sup>a</sup>

Herein, theoretical studies were performed on the atmospheric oxidation of sulfurous acid ( $\text{H}_2\text{SO}_3$ ) and sulfite ions ( $\text{HSO}_3^-$ ) by ozone ( $\text{O}_3$ ) to produce sulfuric acid and hydrosulfate ions. The most favorable path for the  $\text{H}_2\text{SO}_3 + \text{O}_3$  reaction has been found to be initiated from concerted H-abstraction and oxygen addition, with an overall energy barrier of  $18.3 \text{ kcal mol}^{-1}$ . On the other hand, the most favorable path for the  $\text{HSO}_3^- + \text{O}_3$  reaction is initiated from oxygen addition, with an overall energy barrier of only  $0.3 \text{ kcal mol}^{-1}$ . Kinetic simulations were performed to estimate the significance of these reactions in the formation of atmospheric sulfate and destruction of the ozone layer. The results provide new insight into the missing source of atmospheric sulfate and particulate matter.

Received 14th January 2018

Accepted 3rd February 2018

DOI: 10.1039/c8ra00411k

rsc.li/rsc-advances

## 1. Introduction

Oxidation reactions are the most important reactions in the atmosphere, which connect anthropogenic and natural species.<sup>1,2</sup> The oxidation of sulfur species is considered to be the main channel for the production of atmospheric sulfuric acid ( $\text{H}_2\text{SO}_4$ ) or sulfate species.<sup>3,4</sup> Gaseous sulfuric acid and sulfate have been identified as the major drivers to generate atmospheric aerosols.<sup>3,5-7</sup> As is well known, aerosols have a significant impact on the global environment such as climate change, reduction in visibility, and public health effects.<sup>8</sup> In addition, hexavalent sulfur species are confirmed as the major fraction of PM2.5 (aerosol particles with an aerodynamic diameter less than  $2.5 \mu\text{m}$ ), which are associated with certain sicknesses and other acute or chronic health effects.<sup>7</sup> Air pollution caused by sulfur emissions will remain for a long time in China due to its coal-based energy structure.<sup>9</sup> Haze days with high concentrations of PM2.5 appear frequently in the northern cities of China during the cold winter and spring seasons<sup>10</sup> due to the increase in emissions from heating.<sup>11,12</sup> Atmospheric aerosols are hazardous to both human health and the environment.<sup>3,7,8</sup> Therefore, understanding the

formation process of sulfuric acid or sulfate species is a critical step in developing the atmospheric sulfur cycle.

The oxidation of sulfur dioxide ( $\text{SO}_2$ ) is known as the main source of atmospheric sulfate.<sup>4,13-15</sup> The oxidation reactions of  $\text{SO}_2$  have been extensively studied in a variety of experimental approaches and theoretical calculations.<sup>1,12-14,16-27</sup> Several reaction mechanisms have been proposed, ranging from gas-phase oxidation by atmospheric radicals (Criegee intermediate<sup>16,17,25-27</sup> and hydroxyl<sup>4,13,14</sup> and hydroperoxy radicals<sup>18</sup>) to aqueous-phase reaction by  $\text{O}_3$ ,<sup>20,24,28</sup> hydrogen peroxide,<sup>29</sup> and others.<sup>30</sup> To date, a consensus has emerged that the production of gaseous sulfate is determined by the  $\text{SO}_2 + \text{OH}$  reaction.<sup>30</sup> However, recent studies have shown that the formation of sulfate from traditional air quality models does not account for the high sulfate levels observed; this suggests the existence of missing pathways for sulfate production.<sup>31,32</sup> Thus, new reaction pathways should be explored for the formation of atmospheric sulfate.

New models have been recently proposed for the formation of sulfate in the troposphere, clouds, aerosols, acid rain, and fog to bridge the gap between the modeled and observed sulfate.<sup>20,32-35</sup>  $\text{SO}_2$  can be quickly taken into fog and rain droplets,<sup>36</sup> which is followed by its liquid phase oxidation by  $\text{O}_3$  and  $\text{H}_2\text{O}_2$ .<sup>20,24,28,29,37,38</sup> Model studies suggest that the oxidation of  $\text{SO}_2$  in the aqueous phase results in more than 80% of the global sulfate production.<sup>39</sup> In some of these models, the hydrolysis reaction of  $\text{SO}_2$  plays an important role, and bisulfite anion ( $\text{HSO}_3^-$ ) serves as a product of hydrolysis, which is one of the dominant sulfur(IV) species.<sup>40</sup> The extensive vibrational spectroscopy studies conducted by Simon and Waldman revealed the presence of bisulfite anion ( $\text{HSO}_3^-$ ), which resulted from

<sup>a</sup>Institute of Theoretical Chemistry, Laboratory of Theoretical and Computational Chemistry, Jilin University, Changchun 130023, China. E-mail: duanxm@jlu.edu.cn

<sup>b</sup>Department of Chemistry, Key Laboratory of Organic Optoelectronics & Molecular Engineering of Ministry of Education, Tsinghua University, Beijing 100084, China. E-mail: enouragement@mail.tsinghua.edu.cn

<sup>c</sup>Department of Chemistry and Biochemistry, California State University, Fullerton, California 92834, USA

† Electronic supplementary information (ESI) available. See DOI: 10.1039/c8ra00411k



the dissolution of SO<sub>2</sub> in water.<sup>41–45</sup> In addition, it has been proven that the existence of NH<sub>3</sub> in hydrated SO<sub>2</sub> clusters accelerates the production of HSO<sub>3</sub><sup>−</sup>;<sup>33</sup> moreover, the rate of oxidation of dissolved SO<sub>2</sub> by O<sub>3</sub> to form sulfate is enhanced.<sup>46</sup> As another product of hydrolysis, sulfurous acid (H<sub>2</sub>SO<sub>3</sub>) was first generated in an experiment conducted by Schwarz *et al.* in 1988 and was considered stable in the gas phase.<sup>47</sup> Recent studies have shown that SO<sub>2</sub> can hydrolyze to produce sulfurous acid (H<sub>2</sub>SO<sub>3</sub>) or HSO<sub>3</sub><sup>−</sup> in the gas phase in the presence of acid molecules or clusters such as water, hydrated ammonia, and hydrated sulfuric acid clusters.<sup>33,34</sup> In addition, sulfurous acid and bisulfite were thought to be potential precursors for the formation of atmospheric aerosols. However, to the best of our knowledge, no studies have been reported on the atmospheric oxidation of H<sub>2</sub>SO<sub>3</sub>/HSO<sub>3</sub><sup>−</sup> to produce H<sub>2</sub>SO<sub>4</sub>/HSO<sub>4</sub><sup>−</sup>.

O<sub>3</sub> is a reactive oxidant in natural and polluted tropospheres.<sup>48</sup> It also acts as an oxidant in the aqueous oxidation of SO<sub>2</sub> (ref. 24) together with transition metal ion catalysts (Co<sup>2+</sup>, Fe<sup>3+</sup>, and Mn<sup>2+</sup>).<sup>20,40</sup> Furthermore, the gas-phase oxidation of SO<sub>2</sub> by O<sub>3</sub> is known to have minor contributions to atmospheric sulfate formation due to its relatively high energy barrier and small rate constant.<sup>49</sup> However, Cheng *et al.* have reported that the concentrations of O<sub>3</sub> drop dramatically during the haze period together with an increase in sulfate production; this suggests new possible pathways for the formation of sulfate in the presence of O<sub>3</sub>.<sup>32</sup> Consequently, we carried out a detailed theoretical investigation on the reaction mechanism of H<sub>2</sub>SO<sub>3</sub>/HSO<sub>3</sub><sup>−</sup> + O<sub>3</sub>. To further evaluate the atmospheric implications of the title reactions, the rate constants were calculated utilizing the transition state theory. Our results will provide potential insights into the new mechanisms for atmospheric sulfate generation.

## 2. Computational methods

The structures of the reactants, intermediates, transition states, and products were optimized by the M06-2X functional (density functional theory)<sup>50</sup> combined with the 6-311++G(3df,3pd) basis set using the Gaussian 09 program.<sup>51</sup> The M06-2X method has been widely used in the computation of atmospheric reactions and proven to provide reliable results.<sup>52–56</sup> Harmonic vibrational analyses were conducted to provide the zero-point energy (ZPE) corrections as well as to confirm the minima character of the obtained geometries at the same level of theory (*i.e.* the local minima with positive frequencies and saddle points with only one imaginary frequency). The ZPE corrections were included in the determination of relative energy for each stationary point. Intrinsic reaction coordinate (IRC) calculations were performed to confirm that the transition states corresponded to the designated reactants and products. To obtain more accurate energetic information, single point energy calculations were carried out at the CCSD(T)/aug-cc-pVTZ level of theory.

Due to the partial biradical character of O<sub>3</sub>,<sup>57</sup> the reliability of the results obtained had to be determined from the single-reference-based coupled-cluster wave function (CCSD(T)); one of the best methods to determine this is through the  $T_1$  diagnostic.<sup>58</sup>

$$T_1 = \|t_1\|/(N)_{\text{elec}}^{1/2} \quad (1)$$

where  $\|t_1\|$  is the Euclidean norm of the  $t_1$  vector of the coupled-cluster wave function, and it is divided by the square root of the number of correlated electrons to normalize  $T_1$ . It is recommended that  $T_1$  diagnostic values below 0.045 are acceptable.<sup>59</sup> All the values of  $T_1$  typically cover the range of 0.0015–0.035 (except for **TS16-P**), and most of them are lower than 0.025 (see Table S1†). This means that almost all the stationary points have very small multi-reference character, and CCSD(T)/aug-cc-pVTZ could sufficiently describe the electronic states and provide reasonable energies.<sup>23</sup> For **TS16-P**, the  $T_1$  diagnostic value is 0.068, indicating that the single-reference-based coupled-cluster method is inadequate to calculate the energies and the multi-reference method is needed to provide a more reliable energy barrier of the transition state **TS16-P**. Therefore, the complete active space self-consistent field (CASSCF) theory (multi-reference method) was chosen to obtain the reference wave functions of **Int16** and **TS16-P**.<sup>60</sup> Taking into account the dynamic correlation effects, the single point energies of these two stationary points were further refined using the second-order multi-configuration CASPT2 method. The CASPT2//CASSCF calculations were performed using the MOLPRO quantum chemistry package.<sup>61</sup>

## 3. Results and discussion

### 3.1 Mechanism of the H<sub>2</sub>SO<sub>3</sub> + O<sub>3</sub> reaction

Due to the multiple reaction sites in H<sub>2</sub>SO<sub>3</sub> and O<sub>3</sub>, there are five reaction pathways (paths 1–5) according to the different entrance channels. As shown in Fig. 1, in path 1, path 2, and path 5, the reactions start with the collision of the reactants; this leads to the formation of the hydrogen-bond intermediates **Int1**, **Int5**, and **Int16**, respectively. In paths 3 and 4, the reactions initiate from the cycloaddition reaction processes. The detailed reaction pathways with lower energy barriers as well as the geometrical structures of the stationary points are displayed in Fig. 2–4. The other reaction pathways with much higher energy barriers are presented in the ESI (Fig. S1 and S2†).

**3.1.1 Reaction starting from Int1 (path 1).** For path 1, the reaction is initiated from the intermediate **Int1** formed by one of the terminal oxygen atoms (O9) in O<sub>3</sub> approaching one

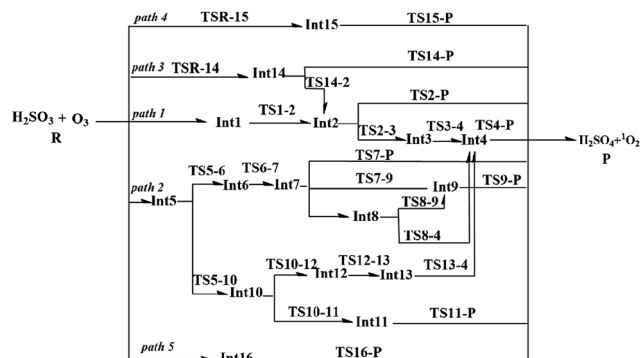


Fig. 1 Possible reaction pathways for the H<sub>2</sub>SO<sub>3</sub> + O<sub>3</sub> reaction.



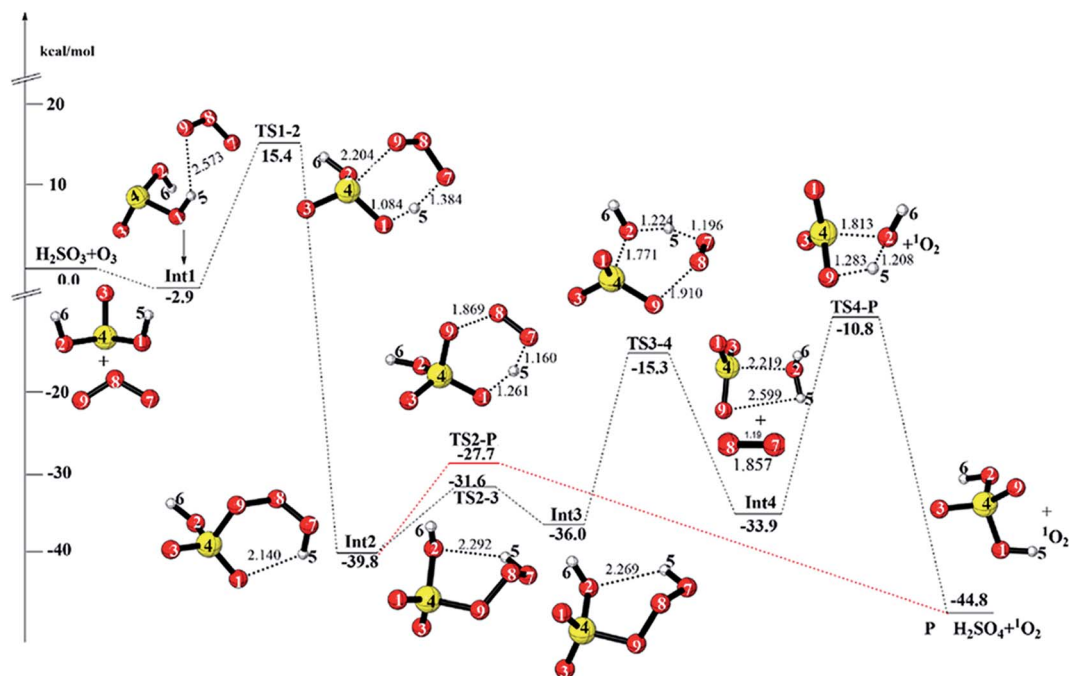


Fig. 2 CCSD(T)/aug-cc-pVTZ//M06-2X/6-311++G(3df,3pd) + ZPE energy profile and the optimized geometries of the stationary points for the reaction of  $\text{H}_2\text{SO}_3 + \text{O}_3$  (distances are in angstroms).

hydrogen atom (H5) in  $\text{H}_2\text{SO}_3$ , with a hydrogen bond ( $\text{O}_9 \cdots \text{H}_5$ ) distance of 2.573 Å. This weak intermolecular hydrogen bond leads to an energy decrease of 2.9 kcal mol<sup>-1</sup> relative to that of

the initial reactants. Subsequently, the reaction proceeds to produce the intermediate **Int2** via the concerted transition state **TS1-2** with the energy barrier of 18.3 kcal mol<sup>-1</sup>. In **TS1-2**, one

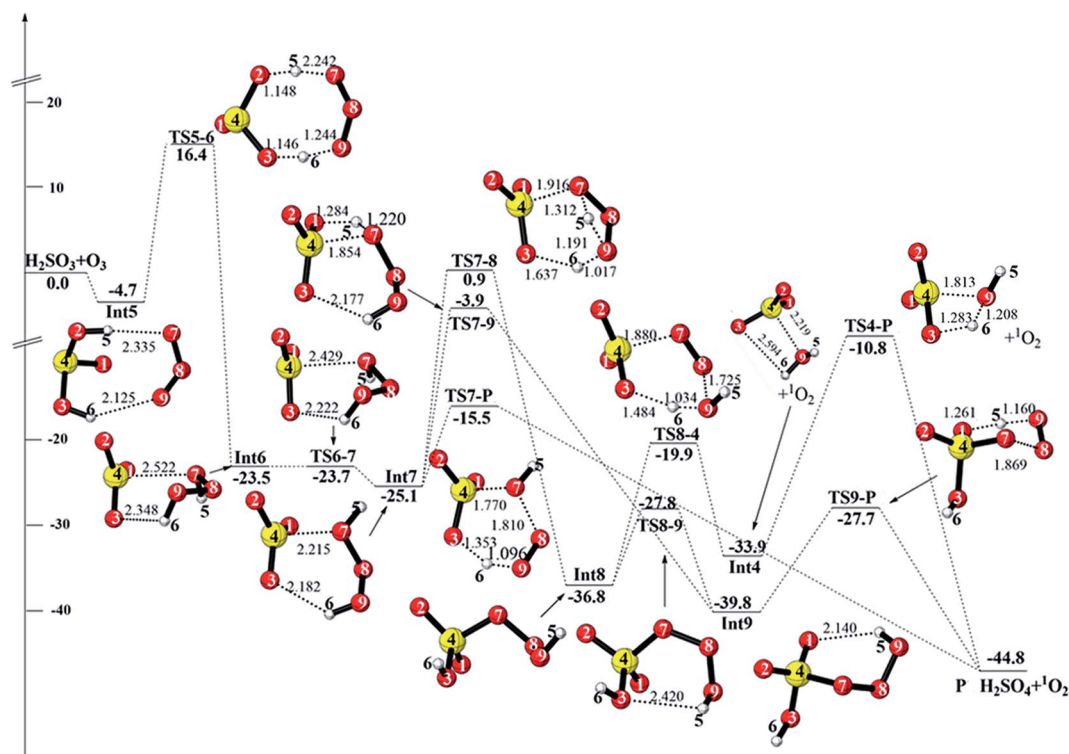


Fig. 3 CCSD(T)/aug-cc-pVTZ//M06-2X/6-311++G(3df,3pd) + ZPE energy profile and the optimized geometries of the stationary points for the reaction of  $\text{H}_2\text{SO}_3 + \text{O}_3$  (distances are in angstroms).



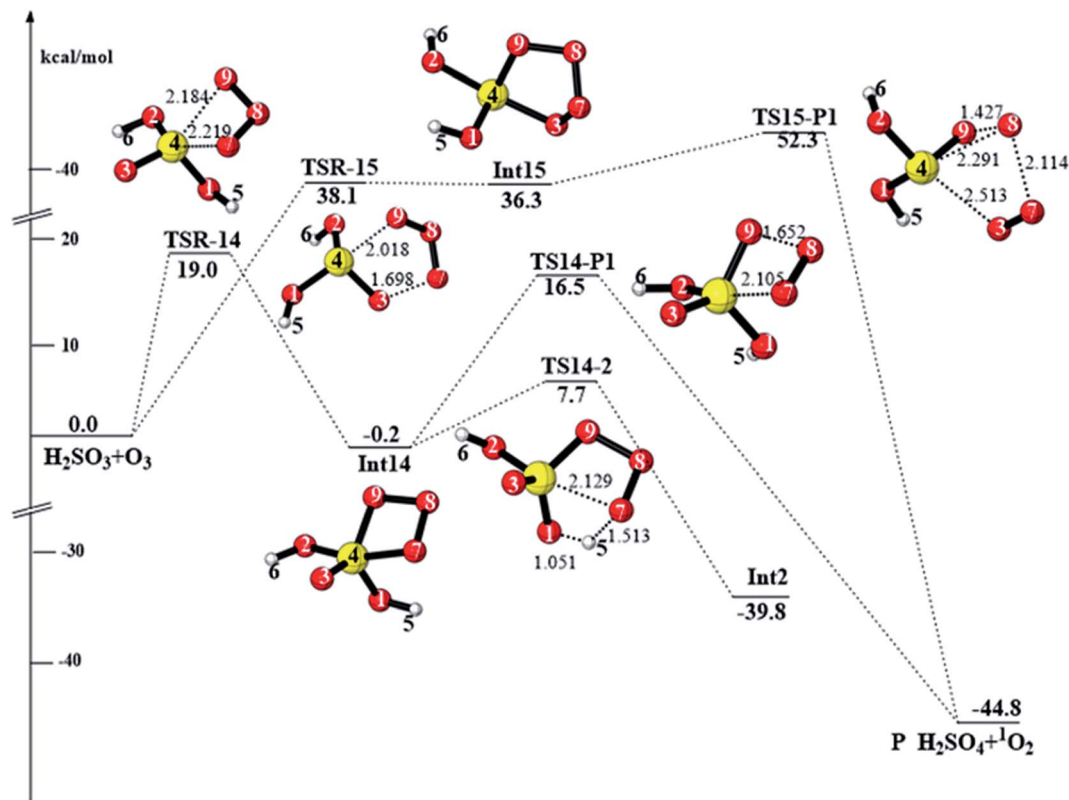


Fig. 4 CCSD(T)/aug-cc-pVTZ//M06-2X/6-311++G(3df,3pd) + ZPE energy profile and the optimized geometries of the stationary points for the reaction of  $\text{H}_2\text{SO}_3 + \text{O}_3$  (distances are in angstroms).

terminal oxygen atom (O9) in  $\text{O}_3$  adds to sulfur atom, and the other terminal oxygen atom (O7) of  $\text{O}_3$  abstracts H5 atom from  $\text{H}_2\text{SO}_3$  simultaneously. The intramolecular hydrogen bond ( $\text{O1}\cdots\text{H5}$ ) leads to the six-membered ring structure of **Int2**, which is  $-39.8 \text{ kcal mol}^{-1}$  lower than the reactants. From **Int2**, there are two possible reaction pathways, as shown in Fig. 2. For one pathway, **Int2** decomposes directly to generate the final products **P** ( $\text{H}_2\text{SO}_4$  and singlet  $\text{O}_2$ ) through the transition state **TS2-P**, in which cleavage of the O8–O9 bond and transfer of H5 from O7 to O1 take place simultaneously with an energy barrier of  $12.1 \text{ kcal mol}^{-1}$ . The large energy release ( $44.8 \text{ kcal mol}^{-1}$ ) from the initial reactants to the products indicates the thermodynamic feasibility of the  $\text{H}_2\text{SO}_3 + \text{O}_3$  reaction.

For the second pathway, **Int2** undergoes an isomerization process to form **Int3** via the rotation of the dihedral angle O8–O9–S–O2 (**TS2-3**), and the energy barrier is  $8.2 \text{ kcal mol}^{-1}$ . This rotation of the dihedral angle leads to distortion of the six-membered ring; accordingly, **Int3** is less stable than **Int2** by  $3.8 \text{ kcal mol}^{-1}$ . Then, **Int3** decomposes to produce monohydrated sulfur trioxide and  $^1\text{O}_2$  via the transition state **TS3-4**, in which the cleavage of O8–O9 bond and transfer of H5 from O7 to O2 take place simultaneously. The energy barrier of **TS3-4** is  $20.7 \text{ kcal mol}^{-1}$ . The hydrated sulfur trioxide can hydrolyze to form sulfuric acid via a four-membered proton transfer transition state (**TS4-P**) with an energy barrier of  $23.1 \text{ kcal mol}^{-1}$ . Although the energy barrier of the  $\text{SO}_3$  hydrolysis reaction is slightly high, this reaction has been proven to be a catalytic

reaction, and the energy barrier becomes evidently low or nearly disappears when water molecules or atmospheric acids act as catalysts in the hydrolysis reaction.<sup>62</sup> Therefore, this reaction pathway will be increasingly important together with the environmental conditions such as high humidity or haze. Thus, the oxidation of  $\text{H}_2\text{SO}_3$  by  $\text{O}_3$  starting from **Int1** mainly occurs via the pathway **reactants**  $\rightarrow$  **Int1**  $\rightarrow$  **Int2**  $\rightarrow$  **P** with the overall energy barrier of  $18.3 \text{ kcal mol}^{-1}$ .

**3.1.2 Reaction initiating from Int5 (path 2).** When two terminal oxygen atoms of  $\text{O}_3$  approach two hydrogen atoms of  $\text{H}_2\text{SO}_3$ , the hydrogen-bonded intermediate **Int5** forms, with the hydrogen bond lengths of 2.335 and 2.125 Å. **Int5** is lower in energy by  $4.7 \text{ kcal mol}^{-1}$  relative to the reactants. As shown in Fig. 1, there are two channels followed by **Int5**. We have only discussed the more feasible reactions depicted in Fig. 3. **Int5** can isomerize to produce **Int6** via the double H-abstraction transition state **TS5-6**. This process needs to overcome an energy barrier of  $21.1 \text{ kcal mol}^{-1}$ . In **Int6**, hydrogen trioxide ( $\text{H}_2\text{O}_3$ ) interacts with  $\text{SO}_3$  by an intermolecular van der Waals interaction (2.552 Å) and a hydrogen bond (2.348 Å). The torsion of the O7–O8–O9–H6 dihedral angle in **Int6** leads to the intermediate **Int7** via the barrierless transition state **TS6-7**. There are three channels followed by **Int7**. First, an analogous hydrolysis reaction takes place to produce **P** via the transition state **TS7-P**. In **TS7-P**, the proton transfers from O9 to O3, O7 adds to an S atom, and simultaneously, the O7–O8 bond is broken. The





energy barrier and energy release of this elementary reaction is 9.6 and 19.7 kcal mol<sup>-1</sup>, respectively.

With respect to the second reaction channels, **Int7** undergoes a rearrangement process to produce **Int8**, which needs to pass through the transition state **TS7-8** with an energy barrier of 26.0 kcal mol<sup>-1</sup>. In **TS7-8**, H5 transfers from O7 to O9, H6 transfers from O9 to O3, and simultaneously, O7 adds to the S atom. Once **Int8** is formed, there are two possible pathways connecting to **P**. For one pathway, **Int8** undergoes an isomerization process (**TS8-9**), yielding the intermediate **Int9**. The energy barrier of this isomerization process is 9.0 kcal mol<sup>-1</sup>. Then, proton transfer and O7–O8 bond cleavage take place simultaneously *via* the transition state **TS9-P** to generate **P**. Otherwise, **Int8** can connect to **Int4** *via* the concerted transition state **TS8-4** with an energy barrier of 16.9 kcal mol<sup>-1</sup>, and the following reaction pathways are the same as those in path 1. With regard to the third reaction channel initiating from **Int7**, it proceeds to produce **Int9** *via* the transition state **TS7-9**. The computed energy barrier of **TS7-9** is 21.2 kcal mol<sup>-1</sup>.

On the other hand, **Int5** can also isomerize to produce **Int10** *via* the seven-membered ring transition state **TS5-10**. Following **Int10**, the reaction proceeds to produce **Int11**, which finally decomposes to produce H<sub>2</sub>SO<sub>4</sub> + <sup>1</sup>O<sub>2</sub> *via* **TS11-P** (see Fig. S1†). The energy barrier of this reaction path is as high as 35.7 kcal mol<sup>-1</sup>. In addition, **Int10** can connect to **Int4** *via* a continuous isomerization reaction process. These reaction pathways are not competitive due to their high energy barriers, and the details of these reaction pathways are presented in the ESI (see Fig. S1†). To summarize, among all the pathways discussed in this section, the reaction path: **reactants** → **Int5** → **Int6** → **Int7** → **P** is the most favorable with the total energy barrier of 21.1 kcal mol<sup>-1</sup>.

**3.1.3 Reactions initiating from Int14, Int15, and Int16 (path 3, path 4, and path 5).** When two terminal oxygen atoms in O<sub>3</sub> add to the S atom, the cycloaddition product **Int14** is formed. The energy barrier (**TSR-14**) of this cycloaddition process is 19.0 kcal mol<sup>-1</sup>. As shown in Fig. 4, there are two further reaction channels initiating from **Int14**. For the first reaction channel, **Int14** decomposes to the products *via* the transition state **TS14-P** with the rupture of the O7–S and O8–O9 bonds. The energy barrier of this transition state is 16.7 kcal mol<sup>-1</sup>. For the second reaction channel, **Int14** connects to **Int2** *via* the transition state **TS14-2**, in which the S–O7 bond ruptures, and simultaneously, H5 transfers from O1 to O7. This process needs to pass through an energy barrier of 7.9 kcal mol<sup>-1</sup>. Followed by **Int2**, the reaction is the same as that in path 1.

The terminal oxygen atoms in O<sub>3</sub> can also add to the S=O bond; this yields the five-membered structure **Int15** (path 4). Then, **Int15** dissociates to produce **P** *via* **TSR-15**, with an energy barrier (**TSR-15**) of 52.3 kcal mol<sup>-1</sup>. Thus, this reaction channel is not competitive.

For path 5, the reaction initiates from the hydrogen-bonded intermediate **Int16**, which is followed by oxygen addition *via* the transition state **TS16-P** to produce H<sub>2</sub>SO<sub>4</sub> + <sup>1</sup>O<sub>2</sub>. The energy barrier of **TS16-P** is 29.1 kcal mol<sup>-1</sup> at the CCSD(T)/aug-cc-pVTZ level. However, the *T*<sub>1</sub> diagnostic value of **TS16-P** is 0.068. Therefore, the CASPT2//CASSCF/aug-cc-pVTZ method was

employed to further verify the energy barrier of **TS16-P**, and the computed energy barrier of **TS16-P** was 44.1 kcal mol<sup>-1</sup> (see Fig. S2†). This further confirms that this reaction channel is kinetically unfavorable. To conclude, among the reactions discussed in this section, the reaction pathway **reactants** → **Int14** → **P** is the most feasible with the total energy barrier of 19.0 kcal mol<sup>-1</sup>.

### 3.2 Mechanism of the HSO<sub>3</sub><sup>-</sup> + O<sub>3</sub> reaction

As discussed in the introduction, SO<sub>2</sub> can easily hydrolyze to produce bisulfite in the gas phase, and the detailed mechanisms for the oxidation of HSO<sub>3</sub><sup>-</sup> by O<sub>3</sub> are presented in Fig. 5. The intramolecular interaction of HSO<sub>3</sub><sup>-</sup> and O<sub>3</sub> leads to the formation of the intermediate **Int1'** with the binding energy of 4.6 kcal mol<sup>-1</sup> and then **Int1'** decomposes to the bisulfate ion (HSO<sub>4</sub><sup>-</sup>) and <sup>1</sup>O<sub>2</sub> products *via* the transition state **TS1-P'**. In **TS1-P'**, O6 adds to the sulfur atom, and simultaneously, the O6–O7 bond breaks. The barrier height of this process is only 0.3 kcal mol<sup>-1</sup>. The reaction is exothermic by as much as 60.4 kcal mol<sup>-1</sup>.

The intermediate **Int1'** can connect to **Int2'** *via* the transition state **TS1-2'**. Similar to **TS1-2**, H5-abstraction and oxygen addition take place simultaneously in **TS1-2'**. The energy barrier of **TS1-2'** is 0.3 kcal mol<sup>-1</sup> relative to that of **Int1'**. Then, the reaction proceeds by the concerted transfer of H5 from O8 to O1 and O6–O7 bond cleavage *via* the transition state **TS2-P'** to produce the terminal products **P'** (HSO<sub>4</sub><sup>-</sup> + <sup>1</sup>O<sub>2</sub>). The energy barrier of **TS2-P'** is 11.9 kcal mol<sup>-1</sup>.

In addition, the cycloaddition reaction can take place either by the transition state **TSR-6'** or **TS3-4'** to form the five-membered ring intermediate **Int6'** or seven-membered ring intermediate **Int4'**, respectively. These two cycloaddition reactions are similar to the reaction processes *via* the transition states **TSR-15** and **TS5-10** (Fig. S2†). **Int6'** decomposes into HSO<sub>4</sub><sup>-</sup> and <sup>1</sup>O<sub>2</sub> by O–O bond cleavage *via* the transition state **TS6-P'**. **Int4'** can connect to **Int2'** *via* a continuous isomerization reaction *via* **TS4-5'** and **TS5-2'** and then decompose to HSO<sub>4</sub><sup>-</sup> and <sup>1</sup>O<sub>2</sub> *via* the transition state **TS2-P'**. However, the two reaction pathways discussed in this section are not competitive due to their relatively high energy barriers (23.1 and 28.0 kcal mol<sup>-1</sup>). Therefore, among the reactions of HSO<sub>3</sub><sup>-</sup> + O<sub>3</sub>, the reaction pathway **reactant** (HSO<sub>3</sub><sup>-</sup> + O<sub>3</sub>) → **Int1'** → **TS1-P'** → **P'** (HSO<sub>4</sub><sup>-</sup> + <sup>1</sup>O<sub>2</sub>) is the most feasible with the total energy barrier of only 0.3 kcal mol<sup>-1</sup>.

### 3.3 Comparison of the molecular orbitals of the intermediates

When a H<sub>2</sub>SO<sub>3</sub> molecule dissociates one proton forming the HSO<sub>3</sub><sup>-</sup> anion, the reaction mechanisms are entirely different. Oxygen addition from **Int1'** in the HSO<sub>3</sub><sup>-</sup> + O<sub>3</sub> reaction is the most favorable reaction pathway with an energy barrier of only 0.3 kcal mol<sup>-1</sup> (Fig. 5), whereas the similar reaction path from **Int16** in the H<sub>2</sub>SO<sub>3</sub> + O<sub>3</sub> reaction is unfeasible due to its high energy barrier of over 29 kcal mol<sup>-1</sup> (see Fig. S2†). To further explain the huge differences in the energy barriers of these two reaction channels, the molecular orbital analysis is a good



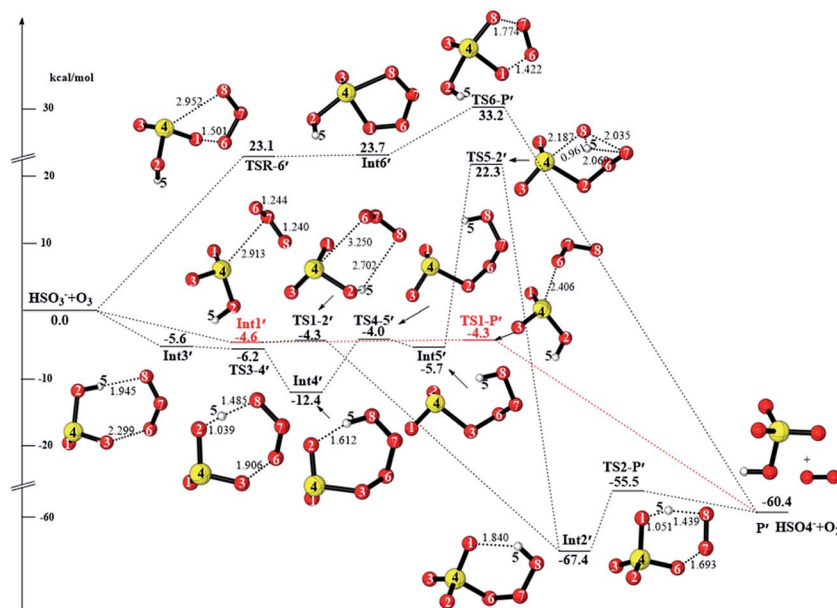


Fig. 5 CCSD(T)/aug-cc-pVTZ//M06-2X/6-311++G(3df,3pd) + ZPE energy profile and the optimized geometries of the stationary points for the reaction of  $\text{HSO}_3^- + \text{O}_3$  (distances are in angstroms).

choice. It is generally recognized that the kinetic stability of reactants or reactant intermediates can be quantitatively determined using HOMO–LUMO energy separation based on the simple Hückel theory.<sup>63</sup> The smaller the HOMO–LUMO gap, the more energetically favorable the electrons to add to a high-lying LUMO from a low-lying HOMO. The highest occupied molecular orbital (HOMO) and lowest unoccupied molecular orbital (LUMO) of the intermediates **Int1'** and **Int16** are drawn in Fig. 6.

As can be seen from Fig. 6, for both **Int1'** and **Int16**, their HOMOs are mainly occupied on the sulfur atom, and the LUMOs are mainly distributed in the anti-bonding  $\pi^*$  orbital of  $\text{O}_3$ . The HOMO–LUMO gap in **Int1'** (4.17 eV) is smaller than that in **Int16** (5.77 eV); this indicates that the electrons transfer easily from the HOMO orbital to the LUMO orbital in **Int1'**. Furthermore, there are some electron distributions in the  $\pi^*(\text{O}-\text{O})$  orbital of  $\text{O}_3$  in **Int1'** as well as some overlap between the orbital of lone pair electrons in the sulfur atom and the  $\pi^*(\text{O}-\text{O})$  anti-bonding orbital of  $\text{O}_3$ . The electron distributions in  $\pi^*(\text{O}-\text{O})$  lead to an increase in the electron population of  $\pi^*(\text{O}-\text{O})$ ; this will ultimately facilitate O–O bond activation. The O–O bond activation can also be reflected by the different O–O bond lengths in **Int1'** and **Int16**. As shown in Fig. 6 and S2,<sup>†</sup> the O–O bond lengths of  $\text{O}_3$  in **Int1'** are 1.244 and 1.240 Å, which are larger than those in **Int16** (1.227 and 1.229 Å, respectively). Therefore, the smaller HOMO–LUMO gap combined with the electron distributions of  $\pi^*(\text{O}-\text{O})$  in  $\text{O}_3$  may be one reason for the lower energy barrier of **TS1-P'** in the  $\text{HSO}_3^- + \text{O}_3$  reaction.

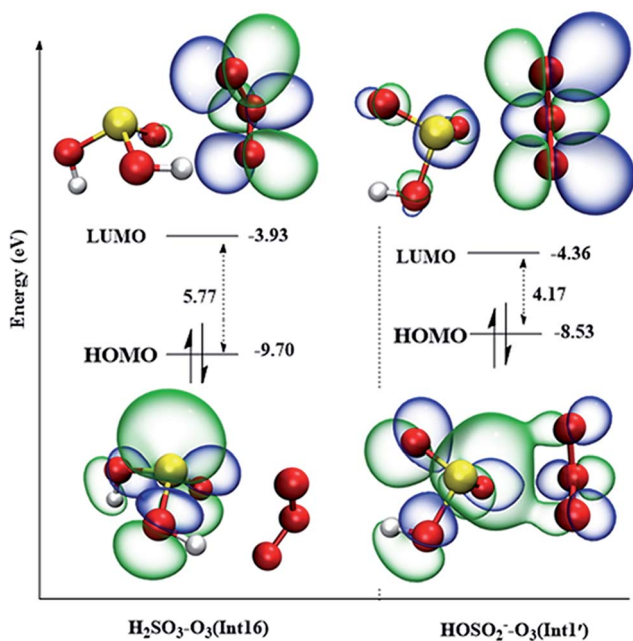
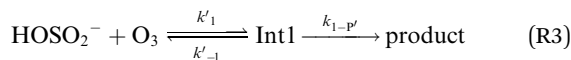
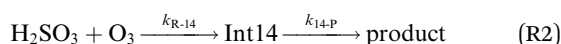
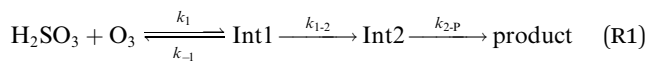


Fig. 6 HOMOs and LUMOs of **Int1'** ( $\text{HSO}_3^- - \text{O}_3$ ) and **Int16** ( $\text{H}_2\text{SO}_3 - \text{O}_3$ ) (isosurfaces  $0.03 \text{ e}/\text{\AA}^3$ ).

### 3.4 Kinetics and implication in atmospheric chemistry

The rate constants for the main pathways of the  $\text{H}_2\text{SO}_3/\text{HSO}_3^- + \text{O}_3$  reactions were calculated in terms of the transition state theory (TST) with the Wigner tunneling correction. There are two competitive reaction pathways for the  $\text{H}_2\text{SO}_3 + \text{O}_3$  reaction. The reaction pathway **reactants**  $\rightarrow$  **Int1**  $\rightarrow$  **Int2**  $\rightarrow$  **P** with the total energy barrier of  $18.3 \text{ kcal mol}^{-1}$  is the most favorable reaction pathway. The reaction pathway **reactants**  $\rightarrow$  **Int14**  $\rightarrow$  **P** may be a competitive reaction path with the total energy barrier of  $19.0 \text{ kcal mol}^{-1}$ . Therefore, both reaction pathways were considered. The reaction pathways can be depicted as follows, and the computational details are presented in the ESI.<sup>†</sup>





Considering the atmospheric temperature range from 212 to 298 K in the troposphere and stratosphere of the Earth, since the altitude changes from 0 km to 50 km,<sup>62</sup> the rate constants have been calculated in the temperature range of 200–320 K. The calculated rate constants are presented in Table 1. For the reaction R1, the rate constants stay within the range of  $3.94 \times 10^{-31}$ – $8.68 \times 10^{-25}$  cm<sup>3</sup> per molecule per s. The rate constants of reaction R2 are about 4–5 orders of magnitude smaller than those of reaction R1; this highlights that the oxidation of H<sub>2</sub>SO<sub>3</sub> by O<sub>3</sub> takes place mainly *via* reaction R1 within the studied temperature range. The rate constants of R3 are in the range of  $8.89 \times 10^{-11}$ – $1.08 \times 10^{-10}$  cm<sup>3</sup> per molecule per s, which are 15–19 orders of magnitude larger than those of reaction R1. Vahedpour *et al.*<sup>49</sup> previously reported the reaction mechanism and kinetics of the SO<sub>2</sub> + O<sub>3</sub> reaction. The rate constant of SO<sub>2</sub> + O<sub>3</sub> is  $2.30 \times 10^{-23}$  cm<sup>3</sup> per molecule per s at room temperature, which is approximately 13 orders of magnitude smaller than that of reaction R3. Although SO<sub>3</sub> produced from the SO<sub>2</sub> + O<sub>3</sub> reaction can further transform into H<sub>2</sub>SO<sub>4</sub> *via* the atmospheric hydrolysis reaction, this reaction plays a minor role in atmospheric sulfate formation. Conversely, SO<sub>2</sub> may first hydrolyze to form sulfite in the atmosphere; then, it is easily oxidized to produce sulfate in the presence of O<sub>3</sub>. This means that sulfite may be a key intermediate in the atmospheric production of sulfate, and O<sub>3</sub> is a potentially important oxidant besides OH for atmospheric sulfate formation.

Speculating that this oxidation reaction is responsible for the atmospheric removal of sulfite species, the atmospheric lifetime ( $\tau$ ) of sulfite can be estimated by the expression  $\tau = (k'_{\text{tot}} \times [\text{O}_3])^{-1}$  according to the reaction of HSO<sub>3</sub><sup>-</sup> + O<sub>3</sub>. When the O<sub>3</sub> average concentration is  $7.0 \times 10^{11}$  molecule per cm<sup>-3</sup> in the atmosphere,<sup>64</sup> the lifetime of sulfite is estimated to be 0.014 s at 298 K. This result indicates that once the atmospheric sulfur dioxide transforms into sulfite species, it can be oxidized to sulfate immediately. It has been reported that the production of sulfite from SO<sub>2</sub> is almost a barrierless process in atmospheric aerosols in the presence of water, ammonia or atmospheric acids.<sup>33,34</sup> Consequently, the oxidation of sulfite by O<sub>3</sub> may provide a new reaction mechanism for the missing source of atmospheric sulfate.

It is worth mentioning that the concentration of O<sub>3</sub> is quite different in the stratosphere. The ozone layer exists at an altitude of 20–25 km in the stratosphere, where the O<sub>3</sub> concentration reaches its maximum ( $\sim 2.7 \times 10^{14}$  molecule per cm<sup>-3</sup>).<sup>65,66</sup> Under this condition, the lifetime of sulfite is estimated to be approximately  $4.0 \times 10^{-3}$  s. Thus, sulfite pollutants reaching the stratosphere may contribute to the destruction of the ozone layer.

**Table 1** Values of the equilibrium constants ( $K_{\text{eq}}$ , in molecules per cm), tunneling factor ( $\kappa$ ), collision rate ( $k_1$ , in cm<sup>3</sup> per molecule per s<sup>-1</sup>), unimolecular rate constant ( $k_{\text{TS}}$ , s<sup>-1</sup>), and overall rate constant ( $k'_{\text{tot}}$ , in cm<sup>3</sup> per molecule per s) for the reactions of H<sub>2</sub>SO<sub>3</sub>/HSO<sub>3</sub><sup>-</sup> + O<sub>3</sub>

Reaction	T/K	200	220	240	260	280	298	300	320	
H <sub>2</sub> SO <sub>3</sub> + O <sub>3</sub> (R1)	$K_{\text{eq1}}$	$1.37 \times 10^{-22}$	$8.55 \times 10^{-23}$	$5.92 \times 10^{-23}$	$4.44 \times 10^{-23}$	$3.54 \times 10^{-23}$	$3.01 \times 10^{-23}$	$2.96 \times 10^{-23}$	$2.58 \times 10^{-23}$	
	$k_{\text{TS1-2}}$	$2.87 \times 10^{-9}$	$1.51 \times 10^{-7}$	$4.08 \times 10^{-6}$	$6.59 \times 10^{-5}$	$7.12 \times 10^{-4}$	$4.60 \times 10^{-3}$	$5.58 \times 10^{-3}$	$3.37 \times 10^{-2}$	
	$\kappa(k_{\text{TS1-2}})$	1.84	1.70	1.58	1.50	1.43	1.38	1.37	1.33	
	$k_{\text{TS2-P}}$	$6.56 \times 10^{-1}$	$9.92 \times 10^0$	$9.55 \times 10^1$	$6.49 \times 10^2$	$3.36 \times 10^3$	$1.22 \times 10^4$	$1.40 \times 10^4$	$4.88 \times 10^4$	
	$\kappa(k_{\text{TS2-P}})$	3.18	2.80	2.51	2.29	2.11	1.98	1.97	1.85	
	$k_{\text{uni}}$	$2.87 \times 10^{-9}$	$1.51 \times 10^{-7}$	$4.08 \times 10^{-6}$	$6.59 \times 10^{-5}$	$7.12 \times 10^{-4}$	$4.60 \times 10^{-3}$	$5.58 \times 10^{-3}$	$3.37 \times 10^{-2}$	
	$k$	$3.94 \times 10^{-31}$	$1.29 \times 10^{-29}$	$2.41 \times 10^{-28}$	$2.93 \times 10^{-27}$	$2.52 \times 10^{-26}$	$1.38 \times 10^{-25}$	$1.65 \times 10^{-25}$	$8.68 \times 10^{-25}$	
	$k_{\text{TSR-14}}$	$7.13 \times 10^{-37}$	$5.44 \times 10^{-35}$	$2.05 \times 10^{-33}$	$4.47 \times 10^{-32}$	$6.37 \times 10^{-31}$	$5.17 \times 10^{-30}$	$6.43 \times 10^{-30}$	$4.92 \times 10^{-29}$	
	$\kappa(k_{\text{TSR-14}})$	1.24	1.20	1.17	1.14	1.12	1.11	1.11	1.09	
	$k_{\text{TS14-P}}$	$6.42 \times 10^{-6}$	$3.03 \times 10^{-4}$	$7.62 \times 10^{-3}$	$1.18 \times 10^{-1}$	$1.24 \times 10^0$	$7.96 \times 10^0$	$9.65 \times 10^0$	$5.84 \times 10^1$	
H <sub>2</sub> SO <sub>3</sub> + O <sub>3</sub> (R2)	$\kappa(k_{\text{TS14-P}})$	2.23	2.01	1.85	1.73	1.63	1.55	1.55	1.48	
	$k$	$7.13 \times 10^{-37}$	$5.44 \times 10^{-35}$	$2.05 \times 10^{-33}$	$4.47 \times 10^{-32}$	$6.37 \times 10^{-31}$	$5.17 \times 10^{-30}$	$6.43 \times 10^{-30}$	$4.92 \times 10^{-29}$	
	$K'_{\text{eq}}$	$5.37 \times 10^{-20}$	$2.22 \times 10^{-20}$	$1.09 \times 10^{-20}$	$6.10 \times 10^{-21}$	$3.78 \times 10^{-21}$	$2.64 \times 10^{-21}$	$2.54 \times 10^{-21}$	$1.82 \times 10^{-21}$	
	$K'_{-1}$	$8.91 \times 10^{-11}$	$9.76 \times 10^{-11}$	$9.34 \times 10^{-11}$	$1.02 \times 10^{-10}$	$1.05 \times 10^{-10}$	$1.09 \times 10^{-10}$	$1.09 \times 10^{-10}$	$1.13 \times 10^{-10}$	
	$K'_{-1}$	$1.66 \times 10^9$	$4.40 \times 10^9$	$8.58 \times 10^9$	$1.67 \times 10^{10}$	$2.79 \times 10^{10}$	$4.12 \times 10^{10}$	$4.29 \times 10^{10}$	$6.18 \times 10^{10}$	
	$k'_{\text{TS1-P}}$	$8.77 \times 10^{11}$	$9.65 \times 10^{11}$	$1.05 \times 10^{12}$	$1.12 \times 10^{12}$	$1.18 \times 10^{12}$	$1.24 \times 10^{12}$	$1.25 \times 10^{12}$	$1.30 \times 10^{12}$	
	$\kappa(k'_{\text{TS1-P}})$	1.01	1.01	1.01	1.01	1.01	1.00	1.00	1.00	
	$k'$	$8.89 \times 10^{-11}$	$9.72 \times 10^{-11}$	$9.26 \times 10^{-11}$	$1.00 \times 10^{-10}$	$1.03 \times 10^{-10}$	$1.05 \times 10^{-10}$	$1.05 \times 10^{-10}$	$1.08 \times 10^{-10}$	
	HSO <sub>3</sub> <sup>-</sup> + O <sub>3</sub> (R3)	$k$	$8.89 \times 10^{-11}$	$9.72 \times 10^{-11}$	$9.26 \times 10^{-11}$	$1.00 \times 10^{-10}$	$1.03 \times 10^{-10}$	$1.05 \times 10^{-10}$	$1.05 \times 10^{-10}$	$1.08 \times 10^{-10}$
		$K'_{\text{eq}}$	$5.37 \times 10^{-20}$	$2.22 \times 10^{-20}$	$1.09 \times 10^{-20}$	$6.10 \times 10^{-21}$	$3.78 \times 10^{-21}$	$2.64 \times 10^{-21}$	$2.54 \times 10^{-21}$	$1.82 \times 10^{-21}$
$K'_{-1}$		$8.91 \times 10^{-11}$	$9.76 \times 10^{-11}$	$9.34 \times 10^{-11}$	$1.02 \times 10^{-10}$	$1.05 \times 10^{-10}$	$1.09 \times 10^{-10}$	$1.09 \times 10^{-10}$	$1.13 \times 10^{-10}$	
$K'_{-1}$		$1.66 \times 10^9$	$4.40 \times 10^9$	$8.58 \times 10^9$	$1.67 \times 10^{10}$	$2.79 \times 10^{10}$	$4.12 \times 10^{10}$	$4.29 \times 10^{10}$	$6.18 \times 10^{10}$	
$k'_{\text{TS1-P}}$		$8.77 \times 10^{11}$	$9.65 \times 10^{11}$	$1.05 \times 10^{12}$	$1.12 \times 10^{12}$	$1.18 \times 10^{12}$	$1.24 \times 10^{12}$	$1.25 \times 10^{12}$	$1.30 \times 10^{12}$	
$\kappa(k'_{\text{TS1-P}})$		1.01	1.01	1.01	1.01	1.01	1.00	1.00	1.00	
$k'$		$8.89 \times 10^{-11}$	$9.72 \times 10^{-11}$	$9.26 \times 10^{-11}$	$1.00 \times 10^{-10}$	$1.03 \times 10^{-10}$	$1.05 \times 10^{-10}$	$1.05 \times 10^{-10}$	$1.08 \times 10^{-10}$	
$K'_{\text{eq}}$		$5.37 \times 10^{-20}$	$2.22 \times 10^{-20}$	$1.09 \times 10^{-20}$	$6.10 \times 10^{-21}$	$3.78 \times 10^{-21}$	$2.64 \times 10^{-21}$	$2.54 \times 10^{-21}$	$1.82 \times 10^{-21}$	
$K'_{-1}$		$8.91 \times 10^{-11}$	$9.76 \times 10^{-11}$	$9.34 \times 10^{-11}$	$1.02 \times 10^{-10}$	$1.05 \times 10^{-10}$	$1.09 \times 10^{-10}$	$1.09 \times 10^{-10}$	$1.13 \times 10^{-10}$	
$K'_{-1}$		$1.66 \times 10^9$	$4.40 \times 10^9$	$8.58 \times 10^9$	$1.67 \times 10^{10}$	$2.79 \times 10^{10}$	$4.12 \times 10^{10}$	$4.29 \times 10^{10}$	$6.18 \times 10^{10}$	



## 4. Conclusion

The reaction mechanism and kinetic investigations on the reaction of  $\text{H}_2\text{SO}_3/\text{HSO}_3^- + \text{O}_3$  were performed theoretically. According to our results, it is clear that the oxidation of  $\text{H}_2\text{SO}_3$  by  $\text{O}_3$  plays a minor role in the formation of sulfuric acid, and the energy barrier of the favorable reaction channel is  $18.3 \text{ kcal mol}^{-1}$ . For the oxidation reaction of  $\text{HSO}_3^- + \text{O}_3$ , the energy barrier of the most feasible pathway is only  $0.3 \text{ kcal mol}^{-1}$ . In addition, the kinetic analysis verified that the oxidation of  $\text{HSO}_3^-$  played an important role in the formation of atmospheric sulfate. Accordingly, in this study, the reaction mechanism of the atmospheric oxidation of tetravalent sulfur species (sulfurous acid/sulfite) to produce hexavalent sulfur species (sulfuric acid/sulfate) was proposed, which might be responsible for the missing source of sulfate and particulate matter in the atmosphere. In the stratosphere with a high concentration of  $\text{O}_3$ , the lifetime of  $\text{HSO}_3^-$  decreases to  $4.0 \times 10^{-3} \text{ s}$ ; this means that the atmospheric sulfite species may have a potential effect on the destruction of the ozone layer. Our results predict that the sulfite species may be important intermediates in the oxidation of sulfur dioxide to produce sulfate, and  $\text{O}_3$  is an important potential oxidant besides OH for the formation of atmospheric sulfate.

## Conflicts of interest

There are no conflicts of interest to declare.

## Acknowledgements

We thank the National Natural Science Foundation of China (Grants 21373098) for providing the financial support. We are grateful to the Computing Center of Jilin Province and High Performance Computing Center of Changchun Normal University for providing essential support.

## Notes and references

- I. Barnes, J. Hjorth and N. Mihalopoulos, *Chem. Rev.*, 2006, **106**, 940–975.
- A. Mellouki, T. J. Wallington and J. Chen, *Chem. Rev.*, 2015, **115**, 3984–4014.
- R. Zhang, A. Khalizov, L. Wang, M. Hu and W. Xu, *Chem. Rev.*, 2012, **112**, 1957–2011.
- J. G. Calvert, A. Lazrus, G. L. Kok, B. G. Heikes, J. G. Walega, J. Lind and C. A. Cantrell, *Nature*, 1985, **317**, 27–35.
- B. L. Nie, J. Wang, B. H. Qu, L. X. Sun and S. H. Yan, *J. Aerosol Sci.*, 2017, **114**, 169–179.
- J. W. DePalma, B. R. Bzdek, D. J. Doren and M. V. Johnston, *J. Phys. Chem. A*, 2012, **116**, 1030–1040.
- R. Y. Zhang, *Science*, 2010, **328**, 1366–1367.
- R. J. Charlson, S. E. Schwartz, J. M. Hales, R. D. Cess, J. A. Coakley, J. E. Hansen and D. J. Hofmann, *Science*, 1992, **255**, 423–430.
- J. Chang, D. Y. C. Leung, C. Z. Wu and Z. H. Yuan, *Renewable Sustainable Energy Rev.*, 2003, **7**, 453–468.
- S. Guo, M. Hu, M. L. Zamora, J. Peng, D. Shang, J. Zheng, Z. Du, Z. Wu, M. Shao, L. Zeng, M. J. Molina and R. Zhang, *Proc. Natl. Acad. Sci. U. S. A.*, 2014, **111**, 17373–17378.
- Y. Wang, G. Zhuang, Y. Sun and Z. An, *Atmos. Environ.*, 2006, **40**, 6579–6591.
- H. He, Y. Wang, Q. Ma, J. Ma, B. Chu, D. Ji, G. Tang, C. Liu, H. Zhang and J. Hao, *Sci. Rep.*, 2014, **4**, 4172.
- W. K. Li and M. L. McKee, *J. Phys. Chem. A*, 1997, **101**, 9778–9782.
- H. Tachikawa, *J. Phys. Chem. A*, 2014, **118**, 3230–3236.
- M. Goodarzi, M. Vahedpour and M. Solimannejad, *Struct. Chem.*, 2012, **23**, 1609–1615.
- T. Berndt, T. Jokinen, M. Sipila, R. L. Mauldin III, H. Herrmann, F. Stratmann, H. Junninen and M. Kulmala, *Atmos. Environ.*, 2014, **89**, 603–612.
- G. Sarwar, H. Simon, K. Fahey, R. Mathur, W. S. Goliff and W. R. Stockwell, *Atmos. Environ.*, 2014, **85**, 204–214.
- B. S. Wang and H. Hou, *Chem. Phys. Lett.*, 2005, **410**, 235–241.
- I. Kerezsi, G. Lente and I. Fabian, *Dalton Trans.*, 2006, 955–960, DOI: 10.1039/b511363f.
- M.-Y. Nie, C. Gu, K.-L. Zhong and Y.-J. Fang, *Energy Fuels*, 2012, **26**, 5590–5595.
- J. Zhang, R. Zhang, X. Chen, M. Tong, W. Kang, S. Guo, Y. Zhou and J. Lu, *Ind. Eng. Chem. Res.*, 2014, **53**, 6450–6456.
- H. Meng, Y. Zhu, G. J. Evans, C.-H. Jeong and X. Yao, *J. Environ. Sci.*, 2015, **30**, 90–101.
- T. Kurten, J. R. Lane, S. Jorgensen and H. G. Kjaergaard, *J. Phys. Chem. A*, 2011, **115**, 8669–8681.
- S. A. Penkett, *Nat. Phys. Sci.*, 1972, **240**, 105–106.
- D. Stone, M. Blitz, L. Daubney, N. U. M. Howes and P. Seakins, *Phys. Chem. Chem. Phys.*, 2014, **16**, 1139–1149.
- L. Vereecken, H. Harder and A. Novelli, *Phys. Chem. Chem. Phys.*, 2012, **14**, 14682–14695.
- R. L. Mauldin III, T. Berndt, M. Sipilae, P. Paasonen, T. Petaja, S. Kim, T. Kurten, F. Stratmann, V. M. Kerminen and M. Kulmala, *Nature*, 2012, **488**, 193–196.
- J. M. Anglada, G. J. Hoffman, L. V. Slipchenko, M. M. Costa, M. F. Ruiz-Lopez and J. S. Francisco, *J. Phys. Chem. A*, 2013, **117**, 10381–10396.
- S. M. Kunen, A. L. Lazrus, G. L. Kok and B. G. Heikes, *J. Geophys. Res.: Oceans*, 1983, **88**, 3671–3674.
- M. Kulmala, T. Petaja, M. Ehn, J. Thornton, M. Sipila, D. R. Worsnop and V. M. Kerminen, in *Annual Review of Physical Chemistry*, ed. M. A. Johnson and T. J. Martinez, 2014, vol. 65, pp. 21–37.
- R. Y. Zhang, I. Suh, J. Zhao, D. Zhang, E. C. Fortner, X. X. Tie, L. T. Molina and M. J. Molina, *Science*, 2004, **304**, 1487–1490.
- Y. F. Cheng, G. J. Zheng, C. Wei, Q. Mu, B. Zheng, Z. B. Wang, M. Gao, Q. Zhang, K. B. He, G. Carmichael, U. Poschl and H. Su, *Sci. Adv.*, 2016, **2**, e1601530.
- J. Liu, S. Fang, W. Liu, M. Wang, F.-M. Tao and J.-y. Liu, *J. Phys. Chem. A*, 2015, **119**, 102–111.
- J. Liu, S. Fang, Z. Wang, W. Yi, F.-M. Tao and J.-y. Liu, *Environ. Sci. Technol.*, 2015, **49**, 13112–13120.
- G. H. Wang, R. Y. Zhang, M. E. Gomez, L. X. Yang, M. L. Zamora, M. Hu, Y. Lin, J. F. Peng, S. Guo, J. J. Meng,





- J. J. Li, C. L. Cheng, T. F. Hu, Y. Q. Ren, Y. S. Wang, J. Gao, J. J. Cao, Z. S. An, W. J. Zhou, G. H. Li, J. Y. Wang, P. F. Tian, W. Marrero-Ortiz, J. Secrest, Z. F. Du, J. Zheng, D. J. Shang, L. M. Zeng, M. Shao, W. G. Wang, Y. Huang, Y. Wang, Y. J. Zhu, Y. X. Li, J. X. Hu, B. Pan, L. Cai, Y. T. Cheng, Y. M. Ji, F. Zhang, D. Rosenfeld, P. S. Liss, R. A. Duce, C. E. Kolb and M. J. Molina, *Proc. Natl. Acad. Sci. U. S. A.*, 2016, **113**, 13630–13635.
- 36 T. M. Townsend, A. Allanic, C. Noonan and J. R. Sodeau, *J. Phys. Chem. A*, 2012, **116**, 4035–4046.
- 37 H. Akimoto, in *Atmospheric Reaction Chemistry*, 2016, pp. 1–433, DOI: 10.1007/978-4-431-55870-5.
- 38 C. R. Hoyle, C. Fuchs, E. Jarvinen, H. Saathoff, A. Dias, I. El Haddad, M. Gysel, S. C. Coburn, J. Trostl, A. K. Bernhammer, F. Bianchi, M. Breitenlechner, J. C. Corbin, J. Craven, N. M. Donahue, J. Duplissy, S. Ehrhart, C. Frege, H. Gordon, N. Hoppel, M. Heinritzi, T. B. Kristensen, U. Molteni, L. Nichman, T. Pinterich, A. S. H. Prevot, M. Simon, J. G. Slowik, G. Steiner, A. Tome, A. L. Vogel, R. Volkamer, A. C. Wagner, R. Wagner, A. S. Wexler, C. Williamson, P. M. Winkler, C. Yan, A. Amorim, J. Dommen, J. Curtius, M. W. Gallagher, R. C. Flagan, A. Hansel, J. Kirkby, M. Kulmala, O. Mohler, F. Stratmann, D. R. Worsnop and U. Baltensperger, *Atmos. Chem. Phys.*, 2016, **16**, 1693–1712.
- 39 I. Faloon, *Atmos. Environ.*, 2009, **43**, 2841–2854.
- 40 C. Brandt and R. Vaneldik, *Chem. Rev.*, 1995, **95**, 119–190.
- 41 A. Simon and K. Waldmann, *Z. Anorg. Allg. Chem.*, 1955, **281**, 113–224.
- 42 A. Simon and K. Waldmann, *Z. Anorg. Allg. Chem.*, 1955, **281**, 135–150.
- 43 A. Simon and K. Waldmann, *Z. Anorg. Allg. Chem.*, 1956, **284**, 36–46.
- 44 A. Simon and K. Waldmann, *Z. Anorg. Allg. Chem.*, 1956, **284**, 47–59.
- 45 A. Simon, K. Waldmann and E. Steger, *Z. Anorg. Allg. Chem.*, 1956, **288**, 131–147.
- 46 W. A. H. Asman and A. J. Janssen, *Atmos. Environ.*, 1987, **21**, 2099–2119.
- 47 D. Sulzle, M. Verhoeven, J. K. Terlouw and H. Schwarz, *Angew. Chem., Int. Ed. Engl.*, 1988, **27**, 1533–1534.
- 48 R. Atkinson and W. P. L. Carter, *Chem. Rev.*, 1984, **84**, 437–470.
- 49 M. Vahedpour, M. Goodarzi, N. Hajari and F. Nazari, *Struct. Chem.*, 2011, **22**, 817–822.
- 50 Y. Zhao and D. G. Truhlar, *Theor. Chem. Acc.*, 2008, **120**, 215–241.
- 51 M. J. Frisch, G. W. Trucks, H. B. Schlegel, G. E. Scuseria, M. A. Robb, J. R. Cheeseman, G. Scalmani, V. Barone, B. Mennucci, G. A. Petersson, H. Nakatsuji, M. Caricato, X. Li, H. P. Hratchian, A. F. Izmaylov, J. Bloino, G. Zheng, J. L. Sonnenberg, M. Hada, M. Ehara, K. Toyota, R. Fukuda, J. Hasegawa, M. Ishida, T. Nakajima, Y. Honda, O. Kitao, H. Nakai, T. Vreven, J. A. Montgomery Jr, J. E. Peralta, F. Ogliaro, M. Bearpark, J. J. Heyd, E. Brothers, K. N. Kudin, V. N. Staroverov, T. Keith, R. Kobayashi, J. Normand, K. Raghavachari, A. Rendell, J. C. Burant, S. S. Iyengar, J. Tomasi, M. Cossi, N. Rega, J. M. Millam, M. Klene, J. E. Knox, J. B. Cross, V. Bakken, C. Adamo, J. Jaramillo, R. Gomperts, R. E. Stratmann, O. Yazyev, A. J. Austin, R. Cammi, C. Pomelli, J. W. Ochterski, R. L. Martin, K. Morokuma, V. G. Zakrzewski, G. A. Voth, P. Salvador, J. J. Dannenberg, S. Dapprich, A. D. Daniels, O. Farkas, J. B. Foresman, J. V. Ortiz, J. Cioslowski and D. J. Fox, *Gaussian 09, Revision D.01*, Gaussian, Inc., Wallingford CT, 2013.
- 52 L. Liu, X. Zhang, Z. Li, Y. Zhang and M. Ge, *Chemosphere*, 2017, **186**, 430–437.
- 53 J. Wurmel and J. M. Simmie, *J. Phys. Chem. A*, 2017, **121**, 8053–8060.
- 54 B. Baidya, M. Lily and A. K. Chandra, *Comput. Theor. Chem.*, 2017, **1119**, 1–9.
- 55 S. R. Hashemi and V. Saheb, *Comput. Theor. Chem.*, 2017, **1119**, 59–64.
- 56 Y. Lan, S. E. Wheeler and K. N. Houk, *J. Chem. Theory Comput.*, 2011, **7**, 2104–2111.
- 57 E. Miliordos and S. S. Xantheas, *J. Am. Chem. Soc.*, 2014, **136**, 2808–2817.
- 58 T. J. Lee and P. R. Taylor, *Int. J. Quantum Chem.*, 1989, 199–207, DOI: 10.1002/qua.560360824.
- 59 J. Peiro-Garcia and I. Nebot-Gil, *ChemPhysChem*, 2003, **4**, 843–847.
- 60 P. A. Malmqvist and B. O. Roos, *Chem. Phys. Lett.*, 1989, **155**, 189–194.
- 61 H.-J. Werner, P. J. Knowles, G. Knizia, F. R. Manby and M. Schuetz, *Wiley Interdiscip. Rev.: Comput. Mol. Sci.*, 2012, **2**, 242–253.
- 62 M. Torrent-Sucarrat, J. S. Francisco and J. M. Anglada, *J. Am. Chem. Soc.*, 2012, **134**, 20632–20644.
- 63 J. Aihara, *J. Phys. Chem. A*, 1999, **103**, 7487–7495.
- 64 J. Bai, X. Sun, C. Zhang, C. Gong, J. Hu and J. Zhang, *J. Environ. Sci.*, 2014, **26**, 181–188.
- 65 R. Stolarski, R. Bojkov, L. Bishop, C. Zerefos, J. Staehelin and J. Zawodny, *Science*, 1992, **256**, 342–349.
- 66 M. Gupta and Abhishek, *Indian J. Dent. Sci.*, 2012, **4**, 47–51.

