

Cite this: *RSC Adv.*, 2018, 8, 2157

# Dimeric cinchona ammonium salts with benzophenone linkers: enantioselective phase transfer catalysts for the synthesis of $\alpha$ -amino acids†

Seunga Woo, Yong-Gyun Kim, Baegun Lim, Jiin Oh, Yeonji Lee, Hyeri Gwon and Keepyung Nahm \*

Received 16th November 2017  
Accepted 30th December 2017

DOI: 10.1039/c7ra12499f

rsc.li/rsc-advances

Chiral phase transfer catalysts of dimeric cinchona ammonium salts linked with a benzophenone bridge showed high enantioselectivity in the  $\alpha$ -alkylation of a glycinate ester under mild industry-applicable conditions: 0.5 mol% PTC and near equivalents of alkyl halide. A dual function of the dimeric quinuclidiniums was proposed for the high efficiency.

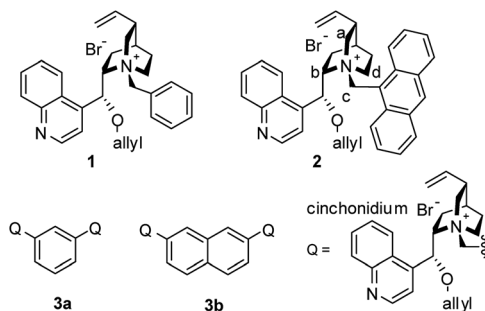
Since cinchona alkaloids were transformed to asymmetric quaternary quinuclidinium salts with benzyl halides and were used as a phase-transfer catalyst (PTC) (**1**) by Dolling<sup>1</sup> and O'Donnell,<sup>2</sup> cinchona alkaloids have been widely utilized as chiral templates for phase-transfer catalysis.<sup>3</sup> (Scheme 1) These organic PTCs can be easily prepared from natural and low cost chiral cinchona alkaloids in a few synthetic steps and they are stable and facile under normal reaction conditions in water. Later *N*-9-anthracenylmethyl quinuclidinium salt PTC (**2**) was introduced and showed high enantioselectivity for the alkylation of the protected glycine *tert*-butyl ester.<sup>4</sup> Quinuclidinium PTCs with each pseudo-enantiomeric cinchona alkaloids, such as (–)-cinchonidine and (+)-cinchonine, show enantiomeric selectivity each other, and have been successfully applied in various asymmetric organic synthesis including  $\alpha$ -alkyl glycine derivatives synthesis.<sup>3</sup>

Enantioselectivity in the alkylation of glycine esters has been probed by several experimental trials. Crystallographic study of the *p*-nitrophenoxide salt of PTC **2** showed that *N*-anthracenylmethyl moiety of **2** is located in staggered position between the C<sup>c</sup> and the C<sup>d</sup>,<sup>4a</sup> which provides more hindered spaces around the C<sup>b</sup>–C<sup>c</sup>–C<sup>d</sup> face (F4) around the ammonium.<sup>5</sup> The C<sup>a</sup>–C<sup>b</sup>–C<sup>d</sup> face (F2) is blocked by O-allyl group and the C<sup>a</sup>–C<sup>c</sup>–C<sup>d</sup> face (F3) are covered by bicyclic ring, but the C<sup>a</sup>–C<sup>b</sup>–C<sup>c</sup> face (F1) is less hindered. Therefore, anionic glycinate derivatives could approach toward the F1. Enolates of glycine esters would form tight ionic complexes with the ammonium nitrogen on the F1 face of PTC **2**, and the alkylation with alkyl halides could follow along the direction of less hindered side of the *si*/*re*-face of the enolates.<sup>4a</sup>

NOE correlations study of PTC **2** with borohydride ion<sup>6</sup> indicated the borohydride occupies the F1 face of PTC **2**. Computational simulation<sup>7</sup> also described the stable transition states where an enolate locates on the F1 face.

Dimeric cinchona-derived PTCs linked by either benzene or naphthalene ligand have been introduced by Park *et al.*<sup>8a–c</sup> Among *ortho*, *meta* and *para*-connected PTCs, the *meta*-disubstituted phenyl PTC **3a** or 2,7-disubstituted naphthyl PTC **3b** showed highly improved catalytic effects compared to monomeric PTC **2**, such as lower dosage of catalyst (1–5 mol%) and high enantioselectivity. Role of additional quinuclidinium was thought to be a steric blocker which could increase the stereoselectivity of the enolate complex on the F1 face.

Other dimeric cinchona alkaloid PTCs were also developed with various linkers, such as 9,10-dimethylantraceny,<sup>9</sup> biphenyl, alkenyl,<sup>10</sup> macrocyclic amine and calixarene,<sup>11</sup> and their enantioselectivities were equal or lower than those of monomeric PTCs. Some dimeric PTCs were converted to ionic polymers by replacing bromides to a disulfonate anion without loss of reactivity and enantioselectivity.<sup>12</sup>

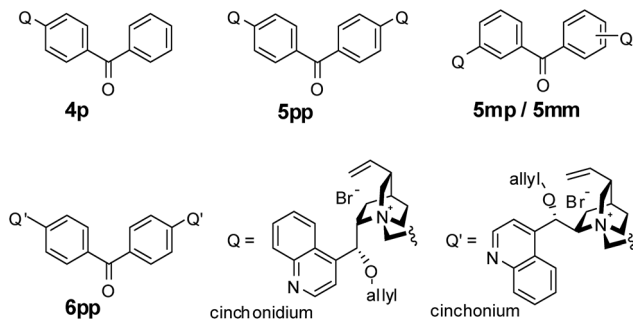


Scheme 1 Representative cinchona-derived PTCs.

School of Chemistry and Biochemistry, Yeungnam University, 280 Daehak-Ro, Gyeongsan, Gyeongbuk 38541, Republic of Korea. E-mail: kpnahm@yu.ac.kr

† Electronic supplementary information (ESI) available. See DOI: 10.1039/c7ra12499f



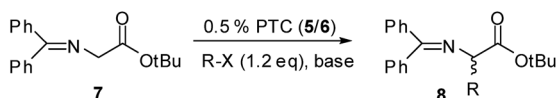


Scheme 2 Monomeric and dimeric cinchona-PTC with a benzophenone bridge.

Alkylation of *tert*-butyl glycinate ester was performed with 1–10 mol% of PTC 1–3 and excess 5 equivalents of alkyl halide at 0 to  $-78$  °C. These catalytic conditions are still to be improved for practical application; low mol% of PTC, near equimolar amount of alkyl halides and ambient temperature. Hence we investigated dimeric PTCs with various linkers for facile catalytic condition. Here we introduce new dimeric cinchona PTCs with a benzophenone linker and their application in asymmetric alkylation of glycine derivatives.

Monomeric PTC 4p, *N*-(4-benzoylbenzyl)-*O*(9)-allylcinchonidinium bromide, which has a benzoyl benzyl at *N*(1), was synthesized from 4-bromomethyl-benzophenone and (–)-cinchonidine. (Scheme 2) Dimeric cinchona-based quaternary ammonium salts (PTC 5–6) were synthesized from *meta/para*-di(bromomethyl) benzophenone<sup>13</sup> and two equivalent cinchona alkaloids. Coupling reaction of the di(bromomethyl)benzophenone and (–)-cinchonidine or (+)-cinchonine in EtOH/DMF/ $\text{CHCl}_3$  (5 : 6 : 2)<sup>8</sup> for 5 h at 100 °C and the *O*(9)-allylation with allyl bromide gave the dimeric quaternary salts, *bis*(4-(*O*(9)-allyl-cinchonidinium-*N*-methyl)phenyl) methanone dibromide (5) and *bis*(4-(*O*(9)-allyl-cinchonium-*N*-methyl)phenyl) methanone dibromide (6), respectively, in good yields.‡

Enantioselective PTC 4–6 system was applied in the alkylation of *N*-(diphenylmethylene)glycine *tert*-butyl ester (7) to the  $\alpha$ -alkylated glycinate (8) under the condition of 0.5–1.0 mol% catalysts and 1.2 equivalent alkyl halides. We also explored the variation of enantioselectivity depending on the various positions of dimeric cinchonidinium at benzophenone; 5pp, 5mp and 5mm.



Monomeric PTC 4p showed enantioselectivity of 87% ee (S) at 25 °C (Table 1, entry 1) which is slightly higher than 81% ee of *N*-benzyl PTC 1.<sup>2</sup> Geometric difference between PTC 1 and 4p is the extra *p*-benzoyl substituent on *N*-benzyl. Apparently the *p*-benzoyl moiety gives no big enhancement in enantioselectivity of 4p.

‡ For the detailed synthesis of 5pp, 6pp and their precursors, see ESI.†

When the dimeric PTC of *bis*(4-(*O*(9)-allyl-cinchonidinium-*N*-methyl)phenyl)methanone dibromide (5pp) was applied in the benzylation, it showed big improvement of both enantioselectivity and catalytic condition.‡ PTC 5pp (1.0 mol%) showed enantioselectivity of 97% ee (S) with 1.2 equivalents of benzyl bromide at 20 °C. (entry 2) At lower reaction temperature (0 °C: entry 3), its enantioselectivity increased to 98% ee. When 0.5 mol% of 5pp was applied at 0 and  $-20$  °C, the product showed 98% and 99% ee. (entries 4 and 6) And with 0.25 mol% of 5pp, the enantioselectivity went down to 97% ee. Therefore, the practical catalytic condition for the benzylation with 5pp would be 0.5 mol% of PTC and 1.2 equivalents of benzyl bromide at 0 °C.

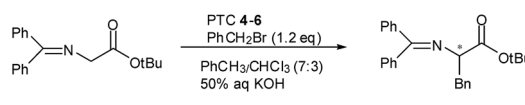
The isomeric PTC 5mp and 5mm showed lower % ee; 5mp showed 89% ee (S) in benzylation (entry 8) and 5mm showed 71% ee (entry 9). These enantioselectivity values are similar or lower than that of the monomeric 4p. There was no enhanced catalytic effect by two cinchonidiums at *meta/para* and *meta/meta* position of 5mp and 5mm.

Enantioselectivity of PTC 5 was varied in the order of 5pp > 5mp > 5mm depending on the position at benzophenone ring, which is different from those observed at PTC 3a (*meta* > *para* > *ortho* position).<sup>8</sup> To deduce the enantioselectivity of PTC 5pp, one may consider a distance factor between dimeric cinchonidiums. The distance between two benzyl positions of the bridge benzophenone of PTC 5pp was calculated to be  $\sim 10.4$  Å at B3LYP/6-31G(d) level (see, ESI†), which is longer than those of PTC 3a and 3b ( $\sim 5.1$  Å and  $\sim 7.5$  Å, respectively). And those of PTC 5pm and 5mm were 8.7 Å and 8.3 Å, respectively. The distance between two quaternary ammoniums could not be correlated with the enantioselectivity, and it would not be a main controlling factor for enantioselectivity.

At the transition state for  $\alpha$ -alkylation of glycinate 7 with benzyl bromide, there will be  $\text{S}_{\text{N}}2$ -type bond formation/cleavage between the enolate carbon and the benzyl carbon and bromide, which occurs on the F1 face of the PTC.<sup>7b</sup> (Fig. 1) It is expected that the anionic oxygen of the enolate from 7 will form an ionic complex with the PTC ammonium at the transition state, and as the benzyl bromide approaches to the enolate of 7 in  $\text{S}_{\text{N}}2$  pattern, the leaving bromide will be attracted also by the

§ General alkylation procedure: Benzyl bromide (14.5  $\mu\text{L}$ , 0.122 mmol) was added to a solution of *N*-(diphenylmethylene) glycine *tert*-butyl ester (7, 30 mg, 0.102 mmol) and the catalyst 5pp (50  $\mu\text{L}$ ,  $1 \times 10^{-2}$  M in  $\text{CH}_2\text{Cl}_2$ , 0.5 mol%, the diluting solvent was evaporated) in toluene/chloroform (7 : 3, 0.75 mL). The solution was then cooled (0 °C), purged with nitrogen (10 min), and aqueous 50% KOH (0.25 mL, 22 equiv.) was added. The suspension was stirred at 0 °C until the starting material had been consumed (3 h). The reaction mixture was diluted with diethyl ether (20 mL), washed with saturated NaBr aqueous solution (3  $\times$  5 mL). Organic layer was dried over  $\text{MgSO}_4$ , filtered, and concentrated. Purification by flash column chromatography on silica gel (hexanes/EtOAc 98 : 2) afforded the desired product 8 (37 mg, 95% yield) as a colourless oil. Enantioselectivity was determined by chiral HPLC analysis (DAICEL Chiralcel OD, hexane/2-propanol (100 : 1.0), flow rate 0.5 mL  $\text{min}^{-1}$ , 25 °C,  $\lambda = 254$  nm, retention times: R (minor) 12.5 min, S (major) 20.5 min, 98% ee). The absolute configuration was confirmed by comparison of the HPLC retention time with the authentic sample synthesized by the reported procedure.<sup>2,4,8</sup>



Table 1 Catalytic phase-transfer benzylation of 7 with monomeric and dimeric cinchona-based catalysts (4–6)<sup>a</sup>


Entry	PTC	mol%	Temp (°C)	Time (h)	Yield <sup>b</sup> (%)	% ee <sup>c</sup> (config) <sup>d</sup>
1 <sup>e</sup>	<b>4p</b>	5.0	20	1.5	89	87 (S)
2	<b>5pp</b>	1.0	20	2	92	97 (S)
3	<b>5pp</b>	1.0	0	3	95	98 (S)
4	<b>5pp</b>	0.5	0	4	95	98 (S)
5	<b>5pp</b>	0.25	0	8	94	97 (S)
6	<b>5pp</b>	0.5	-20	6	95	99 (S)
7 <sup>f</sup>	<b>5pp</b>	0.5	0	6	95	98 (S)
8	<b>5mp</b>	2.0	20	1.5	89	89 (S)
9	<b>5mm</b>	2.0	20	1.5	84	71 (S)
10	<b>6pp</b>	0.5	20	3	90	94 (R)
11	<b>6pp</b>	0.5	0	6	92	95 (R)
12	<b>6pp</b>	0.5	-20	8	93	98 (R)

<sup>a</sup> Benzylation of 7 (0.1 mmol) was carried out with 1.2 equivalents of benzyl bromide and 50% aqueous KOH (0.25 mL) in toluene/chloroform (7 : 3, 0.75 mL) under nitrogen atmosphere, unless otherwise stated. <sup>b</sup> Yields of isolated product. <sup>c</sup> Enantiopurity of 8 was determined by HPLC analysis using a column with a chiral stationary phase (DAICEL Chiralcel OD) with hexane/isopropanol as the solvent. <sup>d</sup> The absolute configuration was determined by comparison of the HPLC retention time with that of an authentic sample, which was synthesized independently by reported procedures.<sup>2,4,8</sup> <sup>e</sup> 5.0 equivalents of benzyl bromide. <sup>f</sup> With the same conditions expect the increased amount of 7 (1.0 mmol).

ammonium.<sup>14</sup> An estimated distance between enolate and the leaving bromide will be ~5.0 Å.

At the monomeric PTC 1/2, both the enolate and bromide will be attracted by the same quinuclidinium. On the other hand, dimeric PTC 5 is expected to anchor the enolate of glycinate 7 on one ammonium and attract the leaving bromide with another ammonium in a distance (Br–N(+)) of ~5.0 Å at TS. (Fig. 1) Two phenyl rings of the benzophenone bridge of PTC 5 are not laid on a plane but twisted around the carbonyl ( $\tau = 50^\circ$ )<sup>15</sup> and these two twisted cinchonidiums of PTC 5pp would provide a stabilized transition structure for the benzylation within ~10 Å distance by dual functions of two quinuclidiniums. However, more crowded TSs will be formed in 5mp and 5mm because of the short ammonium distance, therefore their TSs will resemble to that of monomeric PTC 4p.

Dimeric PTC of bis(4-(O(9)-allyl-cinchonium-N-methyl)phenyl) methanone dibromide (6pp) derived from (+)-cinchonine is a pseudo enantiomer of PTC 5pp. PTC 6pp showed also high enantioselectivity of 94% ee (R) in the benzylation at room

temperature. (entry 10) Its selectivity increased to 95–98% ee at lower temperature (entries 11 and 12).

The alkylation with selected alkyl halides with 0.5 mol% of PTC 5pp were summarized in Table 2. The results showed that 5pp has high enantioselectivity of 93–97% ee with allyl bromide derivatives and 93–98% ee with benzyl bromide derivatives. Alkyl iodides were also alkylated in high % ee (Table 2, entries 7 and 8), but *tert*-butyl bromoacetate showed low 85% ee at the same condition because of the known background reaction.<sup>16</sup> (entry 9) PTC 5pp has been proved to be an advanced phase transfer catalyst for the synthesis of various  $\alpha$ -amino acids under mild catalytic conditions.

$\alpha,\alpha$ -Dialkylation of aldimine Schiff base of amino acid<sup>17</sup> was examined with 5pp. Aldimine Schiff base of D,L-alanine ethyl ester 9, benzyl bromide (1.2 eq.) and CsOH·H<sub>2</sub>O (5 eq.) with PTC 5pp (1.0 mol%) in toluene/CHCl<sub>3</sub> (7 : 3) at -10 °C for 4 hour, then the acid work-up gave ethyl 2-amino-2-methyl-3-phenylpropionate 11 in 94% yield, which was benzoylated to *N*-benzoyl  $\alpha,\alpha$ -dialkylated product 11 and analysed with chiral HPLC (92% ee (S)).

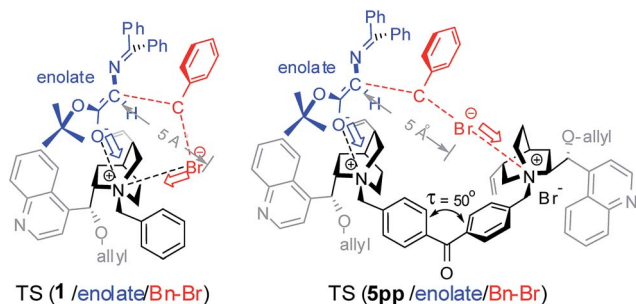
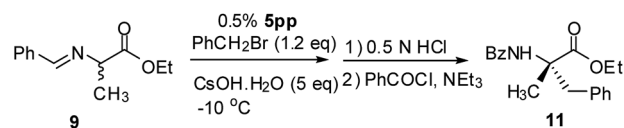




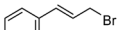

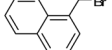

Fig. 1 Proposed TSs for benzylation of an enolate of glycinate with PTC 1 and 5pp.



In conclusion, we have provided the novel dimeric cinchona-based PTCs with a benzophenone bridge. The *p,p'*-linked PTC 5pp and 6pp showed high enantioselectivity (93–99% ee) in the alkylation of a glycine ester under mild catalytic conditions of 0.5 mol% PTC and near stoichiometric alkyl halide (1.2 equivalents) at 0–20 °C. Dialkylation under similar conditions gave high % ee with the aldimine Schiff base of alanine. Their



**Table 2** Catalytic phase-transfer alkylation of **7** with dimeric cinchona-based catalyst **5pp**<sup>a</sup>

Entry	R-X	Time (h)	Yield <sup>b</sup> (%)	% ee (config) <sup>c</sup>
1	PhCH <sub>2</sub> -Br	4	95	98 (S)
2		11	89	97 (S)
3		12	86	97 (S)
4		3	88	93 (S)
5		9	69	95 (S)
6		9	93	94 (S)
7 <sup>d</sup>	CH <sub>3</sub> CH <sub>2</sub> I	6	92	95 (S)
8 <sup>d,e</sup>	CH <sub>3</sub> I	4	64	93 (S)
9		5	51	85 <sup>f</sup> (S)

<sup>a</sup> Alkylation of **7** (0.1 mmol) was carried out with 0.5 mol% of **5pp**, 1.2 equivalents of R-X and 50% aqueous KOH (0.25 mL) in toluene/chloroform (7 : 3, 0.75 mL) at 0 °C under nitrogen atmosphere, unless otherwise noted. <sup>b</sup> Yields of isolated product. <sup>c</sup> Enantiopurity of **8** was determined by HPLC analysis using a column with a chiral stationary phase (DAICEL Chiralcel OD) with hexane/isopropanol as the solvent. The absolute configuration was determined by comparison of the HPLC retention time with that of an authentic sample, which was synthesized independently by reported procedures.<sup>2,4,8</sup> <sup>d</sup> R-I (5.0 eq.) and CsOH·H<sub>2</sub>O (5.0 eq.) was used as base. <sup>e</sup> With 1.0 mol% of the catalyst. <sup>f</sup> N-Benzoyl derivative.

efficiency and enantioselectivity were explained by dual functions dimeric cinchonidiums; one as an alkylating site and another as a receptor for a leaving anion. Novel PTCs **5pp** and **6pp** would be applied in the synthesis of natural and non-natural chiral  $\alpha$ -amino acids and their derivatives. Applications to other asymmetric phase-transfer catalytic reactions with **5pp** are under investigation.

## Conflicts of interest

There are no conflicts to declare.

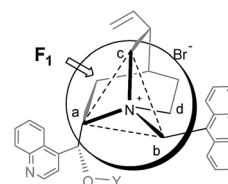
## Acknowledgements

This study was supported by the National Research Foundation of Korea (NRF) grant funded by the Korean Government (2013R1A1A2066041).

## Notes and references

- U.-H. Dolling, P. Davis and E. J. J. Grabowski, *J. Am. Chem. Soc.*, 1984, **106**, 446.
- M. J. O'Donnell, W. D. Bennett and S. Wu, *J. Am. Chem. Soc.*, 1989, **111**, 2353.

- For reviews, see: (a) M. J. O'Donnell, *Acc. Chem. Res.*, 2004, **37**, 506; (b) B. Lygo and B. I. Andrews, *Acc. Chem. Res.*, 2004, **37**, 518; (c) S.-s. Jew and H.-g. Park, *Chem. Commun.*, 2009, 7090; (d) S. Shirakawa and K. Maruoka, *Angew. Chem., Int. Ed.*, 2013, **52**, 4312; (e) K. Brak and E. N. Jacobsen, *Angew. Chem., Int. Ed.*, 2013, **52**, 534.
- (a) E. J. Corey, F. Xu and M. C. Noe, *J. Am. Chem. Soc.*, 1997, **119**, 12414; (b) B. Lygo and P. G. Wainwright, *Tetrahedron Lett.*, 1997, **38**, 8595.
- When the priority of substituents around ammonium is in the order of C<sup>a</sup> > C<sup>b</sup> > C<sup>c</sup> > C<sup>d</sup>, one can assume a tetrahedral structure with four carbons and four faces of the tetra-alkyl ammonium; F1 (C<sup>a</sup>-C<sup>b</sup>-C<sup>c</sup>), F2 (C<sup>a</sup>-C<sup>b</sup>-C<sup>d</sup>), F3 (C<sup>a</sup>-C<sup>c</sup>-C<sup>d</sup>) and F4 (C<sup>b</sup>-C<sup>c</sup>-C<sup>d</sup>).



- C. Hofstetter, P. S. Wilkinson and T. C. Pochapsky, *J. Org. Chem.*, 1999, **64**, 8794.
- (a) C. E. Cannizzaro and K. N. Houk, *J. Am. Chem. Soc.*, 2002, **124**, 7163; (b) T. C. Cook, M. B. Andrus and D. H. Ess, *Org. Lett.*, 2012, **14**, 5836.
- (a) S.-s. Jew, B.-S. Jeong, M.-S. Yoo, H. Huh and H.-g. Park, *Chem. Commun.*, 2001, 1244; (b) H.-g. Park, B.-S. Jeong, M.-S. Yoo, J.-H. Lee, M.-k. Park, J.-J. Lee, M.-J. Kim and S.-s. Jew, *Angew. Chem., Int. Ed.*, 2002, **41**, 3036; (c) J.-H. Lee, M.-S. Yoo, J.-H. Jung, S.-s. Jew, H.-g. Park and B.-S. Jeong, *Tetrahedron*, 2007, **63**, 7906; (d) N. Baba, J. Oda and M. Kawaguchi, *Agric. Biol. Chem.*, 1986, **50**, 3113.
- R. Chinchilla, P. Mazón and C. Nájera, *Tetrahedron: Asymmetry*, 2002, **13**, 927.
- J.-H. Lee, M.-S. Yoo, J.-H. Jung, S.-S. Jew, H.-G. Park and B.-S. Jeong, *Tetrahedron*, 2007, **63**, 7906.
- S. Bozkurt, M. Durmaz, M. Yilmaz and A. Sirit, *Tetrahedron: Asymmetry*, 2008, **19**, 618.
- (a) S. Itsuno, D. K. Paul, M. A. Salam and N. Haraguchi, *J. Am. Chem. Soc.*, 2010, **132**, 2864-2865; (b) M. M. Parvez, N. Haraguchi and S. Itsuno, *Macromolecules*, 2014, **47**, 1922.
- M. F. Geer, M. D. Walla, K. M. Solntsev, C. A. Strassert and L. S. Shimizu, *J. Org. Chem.*, 2013, **78**, 5568.
- (a) K. Nahm and S. Lee, *Bull. Korean Chem. Soc.*, 2012, **33**, 2711; (b) E. F. Martins and J. R. Pliego Jr, *ACS Catal.*, 2013, **3**, 613.
- (a) E. B. Fleischer, N. Sung and S. Hawkinson, *J. Phys. Chem.*, 1968, **72**, 4311; (b) R. Hoffmann and J. R. Swenson, *J. Phys. Chem.*, 1970, **74**, 415.
- B. Lygo, J. Crosby, T. R. Lowdon, J. A. Peterson and P. G. Wainwright, *Tetrahedron*, 2001, **57**, 2403.
- (a) M. J. O'Donnell and S. Wu, *Tetrahedron: Asymmetry*, 1992, **3**, 591; (b) B. Lygo, J. Crosby and J. A. Peterson, *Tetrahedron Lett.*, 1999, **40**, 8671; (c) S. s. Jew, B.-S. Jeong, J.-H. Lee, M.-S. Yoo, Y.-J. Lee, B.-s. Park, M. G. Kim and H.-g. Park, *J. Org. Chem.*, 2003, **68**, 4514.

