







Cite this: *Polym. Chem.*, 2018, **9**, 4395

Cu(0)-RDRP of styrene: balancing initiator efficiency and dispersity†

Richard Whitfield,  Athina Anastasaki,  Glen R. Jones  and David M. Haddleton *

Cu(0)-RDRP is a powerful technique to synthesise a wide range of polymeric materials and architectures with controlled molecular weight, low dispersities and high end group fidelity. The vast majority of reports using this technique focus on the polymerisation of acrylates or methacrylates, with very limited examples on styrene, which is surprising as this is one of the most important vinyl monomers. Herein we present the first Cu(0)-wire mediated polymerisation of styrene with enhanced initiator efficiency and dispersity. The structure of the ligand, the type of the initiator, the nature of the solvent and the catalyst concentration have been systematically varied to afford polystyrene at relatively high molecular weights ($\sim 50\,000\text{ g mol}^{-1}$) with excellent agreement between theoretical and experimental number average molecular weight values and good control over the molecular weight distributions ($D \sim 1.15$).

Received 1st June 2018,
Accepted 2nd August 2018

DOI: 10.1039/c8py00814k

rs.c.li/polymers

Introduction

Over the past decades reversible deactivation radical polymerisation (RDRP) has greatly advanced the field of controlled polymerisation. The development of reversible addition fragmentation chain-transfer (RAFT)^{1–3} polymerisation, nitroxide mediated polymerisation (NMP)^{4–6} and atom transfer radical polymerisation (ATRP)^{7–11} have allowed the synthesis of complex polymeric materials with controlled architecture and molecular weight, narrow molecular weight distributions and high end group functionality.^{12–20}

Among these techniques, Cu(0)-wire RDRP²¹ (single electron transfer living radical polymerisation (SET LRP)²² or supplemental activator and reducing agent (SARA) ATRP)²³ has attracted considerable attention as a versatile and robust methodology demonstrating broad monomer scope, yielding polymers with high end group fidelity even at near-quantitative conversions.^{24,25} Perhaps the most significant advantage of Cu(0)-RDRP is its simplicity²⁶ as the reactions can often be carried out in a disposable vial (rather than Schlenk tubes) with simple deoxygenation *via* nitrogen bubbling for a few minutes being sufficient for a controlled polymerisation, rather than time-consuming freeze–pump–thaw cycles. In addition, the majority of the Cu(0)-wire catalyst can be removed post-polymerisation by simply removing the wire and stirrer it is wrapped around. This results in a polymerisation

product mixture with only ppm concentrations of copper, which can subsequently be simply removed, circumventing the perceived issues of product metal contamination and any associated residual colour.^{27,28}

To date, Cu(0)-RDRP has been extensively explored for the synthesis of poly(acrylates) demonstrating an impressive monomer scope, initiator, ligand and solvent choice.²¹ Importantly, polyacrylates can be easily prepared over a wide range of molecular weights and architectures which is exemplified by the synthesis of high-ordered complex materials.^{29–31} Whittaker, Haddleton and Junkers were the first to effectively use this technique in the preparation of high-order multiblock copolymers with unprecedented control and minimal loss of end-group fidelity.^{32–36} Significantly, this methodology involves no purification between successive blocks as each step is taken to full monomer conversion, paving the way for the design and synthesis of a new generation of materials. More recently, similar advancements have been accomplished with polyacrylamides by exploiting the rapid disproportionation (usually < 1 minute) of CuBr/Me₆Tren into Cu(0) particles and CuBr₂ in either aqueous or mixtures of aqueous and alcoholic media.^{37–40} In contrast to monomers with relatively high k_p such as acrylates and acrylamides, monomer with lower k_p such as methacrylates are more rarely explored, due to additional problems associated with low rates of propagation of this monomer class. Nevertheless, the controlled polymerisation of methacrylates *via* Cu(0)-RDRP has been reported in both aqueous and organic media with an acceptable level of control.^{41–43}

Interestingly, the synthesis of polystyrene by Cu(0)-RDRP has received very little attention to date which is rather surpris-

University of Warwick, Chemistry Department, Library Road, CV4 7AL Coventry, UK.

E-mail: D.M.Haddleton@warwick.ac.uk

†Electronic supplementary information (ESI) available: Additional tables, figures and general procedures. See DOI: 10.1039/c8py00814k



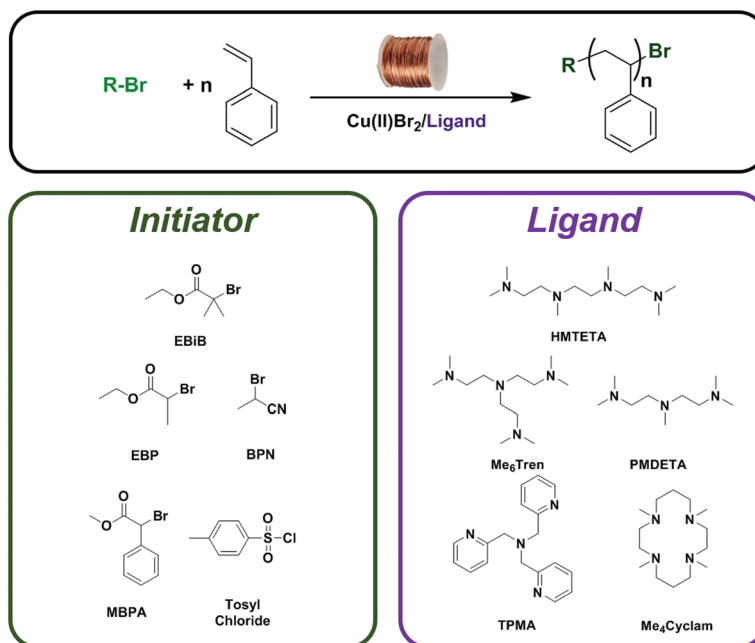


Fig. 1 A schematic representation of the Cu(0)-wire RDRP of styrene, illustrating the structures of initiators and ligands utilised in the optimisation.

ing given the importance of this material from both an engineering and technological standpoint.⁴⁴ Due to the low k_p of this monomer, reaction times are significantly longer and reaction temperatures typically higher in comparison to acrylate polymerisations. The only detailed report, to the best of our knowledge, is by Perrier, Harrison and co-workers who have successfully synthesised polystyrene *via* Cu(0)-RDRP with dispersity 1.2.⁴⁵ However, the maximum molecular weight attained was $24\,600\text{ g mol}^{-1}$ and the catalyst employed was Cu(0)-particles which have been reported to be a less effective when compared to Cu(0)-wire.^{46,47} In addition, different types of solvents and initiators were not investigated. A few other reports demonstrate higher dispersities ($D = 1.40\text{--}4$) which really indicate a lack of control and these reports should be considered as unsuccessful attempts, thus highlighting that optimal conditions for the polymerisation of styrene by Cu(0)-RDRP have yet to be found.^{48,49}

Herein we report the first comprehensive study of Cu(0)-RDRP of styrene utilising copper wire as a more efficient Cu(0) source. A wide range of initiators, ligands and solvents are employed to identify optimal conditions and obtain well-defined polystyrene in a facile manner (Fig. 1). The effect of these components on the control over the molecular weight distribution and the initiator efficiency will be investigated and critically discussed.

Experimental

Materials and instrumentation

All chemicals were purchased from Sigma Aldrich (Merck) or VWR and used as received unless otherwise stated. All mono-

mers were used as received, without subsequent purification. Solvents and initiators were used as purchased. Tris-(2-(dimethylamino)ethyl)amine (Me₆Tren) was synthesised according to previously reported literature⁵⁰ and distilled prior to use. Tris-(2-Aminoethyl)amine (Tren) and *N,N,N',N'',N'''*-penta-methyldiethylenetriamine (PMDETA) were distilled prior to use. Cu(0) (gauge 0.25 mm) wire was purchased from Comax Engineered wires and purified by immersion in concentrated hydrochloric acid for 15 minutes and subsequently rinsed with water and dried prior to use. ¹H NMR spectra were recorded on Bruker DPX-300 MHz or DPX-400 MHz spectrometers in CDCl₃. Chemical shifts are given in ppm downfield from the internal standard tetramethylsilane. Monomer conversions were determined *via* ¹H NMR spectroscopy by comparing the integrals of monomeric vinyl protons to polymer signals. Fig. S1† illustrates a ¹H NMR of polystyrene synthesised. Size exclusion chromatography (SEC) measurements were conducted using an Agilent 390-LC MDS instrument fitted with differential refractive index (DRI), viscometer (VS), dual angle light scatterer (LS) and dual wavelength UV detectors. The system was equipped with two PLgel 5 mm mixed-C columns (300 × 7.5 mm), one PLgel 5 μm guard column and auto-sampler. Narrow linear polystyrene standards (Agilent EasyVials) with PS molecular weights ranging from calibration between 550 g mol^{-1} and $1\,568\,000\text{ g mol}^{-1}$ were used as calibrants and fitted with a 3rd order polynomial. Samples were run at a flow rate of 1.0 mL min^{-1} at 30 °C. All samples were passed through a 0.22 μm GVHP membrane prior to analysis. The mobile phase was THF with 2% TEA and 0.01% BHT (butylated hydroxytoluene) as additives. Experimental molar mass ($M_{n, SEC}$) and dispersity (D) values were analysed using Agilent GPC/SEC software (version 1.2). Initiator efficiency was calcu-



lated by finding the ratio of theoretical to actual molecular weight *via* SEC analysis.

General procedure: PS (DP800) optimised bulk

Styrene (8 mL or 7.28 g, 800 equiv.), CuBr₂ (0.98 mg, 0.05 equiv.) and Me₆Tren (4.2 μL, 0.18 equiv.) were sonicated for 20 minutes in a glass vial so as to achieve saturated solutions of Cu(II)Br₂. A stirrer bar wrapped with 5 cm of pre-activated copper wire was subsequently added to the reaction mixture and the vial sealed with a septum and subsequently deoxygenated by bubbling with nitrogen for 20 minutes. EBiB (12.8 μL or 17.0 mg, 1 equiv.) was then introduced in the vial *via* a gas-tight syringe and the polymerisation was allowed to commence at 60 °C for 36 h. Samples were taken periodically under a nitrogen blanket and passed through a short column of neutral alumina to remove dissolved copper salts prior to analysis by ¹H NMR and SEC.

Results and discussion

The effect of temperature

We recently reported one set of conditions to synthesise well-defined polymethacrylates, polyacrylates and polystyrene *via* Cu(0)-RDRP.⁵¹ Although this system is ideal to provide *universal conditions* for three different monomer classes and allows for simplicity in terms of procedure for non-experts, several compromises were sought for each individual monomer class (*e.g.* styrene). For acrylates and methacrylates to some extent, very well-optimised conditions *via* Cu(0)-RDRP are well reported and established.²¹ On the other hand, the polymerisation of styrene *via* Cu(0)-RDRP remains poorly explored.

In the reported universal procedure and upon targeting a degree of polymerisation of 50, methyl- α -bromophenylacetate (MBPA) was used as the initiator, *N,N,N',N'',N'''*-pentamethyldiethylenetriamine (PMDETA) as the ligand and isopropanol (IPA) as the solvent while the ideal temperature was illustrated to be 60 °C.⁵⁴ Interestingly, at lower temperatures (25–50 °C) much slower polymerisation rates were observed with the final

conversion never exceeding 70% after. Indeed, ideal conditions for a specific monomer class (*e.g.* acrylates) would not be ideal for the polymerisation of a different monomer class (*e.g.* styrene). For acrylates and methacrylates to some extent, very well-optimised conditions *via* Cu(0)-RDRP are well reported and established.²¹ On the other hand, the polymerisation of styrene *via* Cu(0)-RDRP remains poorly explored.

In the reported universal procedure and upon targeting a degree of polymerisation of 50, methyl- α -bromophenylacetate (MBPA) was used as the initiator, *N,N,N',N'',N'''*-pentamethyldiethylenetriamine (PMDETA) as the ligand and isopropanol (IPA) as the solvent while the ideal temperature was illustrated to be 60 °C.⁵² Interestingly, at lower temperatures (25–50 °C) much slower polymerisation rates 36 hours of reaction time (Table 1, entries 1.1–1.6 and Fig. 3 & S2†). However, upon increasing the temperature to 60 °C, very high conversions could be obtained (~98%) without compromising the control over the molecular weight distributions ($\bar{D} \sim 1.15$) (Table 1, entries 1.7–1.8 and Fig. 3 & S3†). When further increasing the temperature to 70 °C a gradual broadening of the molecular weight distribution was evident ($\bar{D} \sim 1.25$) with the final dispersity greater than 1.4 when 80 °C was employed (Table 1, entries 1.9–1.12 and Fig. 3 & S4†). This is rather surprising as traditional ATRP of styrene typically operates well at higher temperatures and as such the higher dispersities could be attributed to the low boiling point of IPA.^{53,54}

Nevertheless, even at 60 °C, very poor initiator efficiency was observed ($I_{\text{eff}} = 64\%$) which demonstrates that these universal conditions, although sufficient when low dispersities are required, were not ideal for the polymerisation of styrene. This deviation in initiator efficiency is even more pronounced when higher targeted degrees of polymerisations (DP) were attempted. For example, when targeting DP800 even lower initiator efficiency was evident ($I_{\text{eff}} \sim 54\%$) resulting in polystyrene with a molecular weight of 34 300 (M_n theoretical 18 500 g mol⁻¹) (Table 2, entry 2.1 and Fig. S5†). Still, however, under these conditions well-defined polystyrene of relatively high molecular weight can be obtained with a dispersity as low as 1.2.

Table 1 ¹H NMR and SEC analysis of the polymerisation of styrene, with optimisation of temperature illustrated^a

Entry number	Temp. (°C)	Reaction time (h)	Conversion (%)	M_n (Theo.) (g mol ⁻¹)	M_n (SEC)	\bar{D}
1.1	25	18	<10	—	—	—
1.2	25	36	31	1800	1900	1.22
1.3	40	18	21	1300	1400	1.19
1.4	40	36	67	3700	4300	1.19
1.5	50	18	35	2000	2400	1.13
1.6	50	36	73	4000	4900	1.14
1.7	60	18	47	2600	3800	1.14
1.8	60	36	98	5300	8100	1.15
1.9	70	18	55	3100	5200	1.17
1.10	70	36	>99	5600	8200	1.25
1.11	80	18	61	3500	6800	1.30
1.12	80	36	>99	5600	7800	1.42

^a 5 cm of Cu(0) wire and 0.05% equivalents of CuBr₂ and 0.36 equivalents of PMDETA with respect to MBPA initiator were utilised for all polymerisations, and the volume ratio of monomer to IPA was maintained at 1 : 1 throughout. The target DP was 50 and conversion was calculated *via* ¹H NMR.



Table 2 ^1H NMR and SEC analysis of the polymerisation of styrene, with ligands and ligand concentrations illustrated^a

Entry number	Ligand and equivalents wrt initiator	Conversion (%)	M_n (Theo.) (g mol^{-1})	M_n (SEC)	I_{eff} (%)	D
2.1	PMDETA (0.36)	22	18 500	34 300	54	1.22
2.2	PMDETA (0.72)	32	26 700	29 200	91	1.20
2.3	HMTETA (0.36)	28	23 600	29 400	80	1.29

^a 5 cm of Cu(0) wire and 0.05 equivalents of CuBr₂ with respect to MBPA initiator were utilised for all polymerisations, and the volume ratio of monomer to IPA solvent was maintained at 1 : 1 throughout. The target DP was 800, reaction time was 36 hours and conversion was calculated via ^1H NMR.

The effect of type and concentration of ligand

In our previous investigation, the concentration of PMDETA was kept constant at 0.36 equivalents with respect to the initiator (MBPA). Upon systematically varying the concentration of PMDETA from 0.18 to 0.72 equivalents, no change in the molecular weight distribution was observed with low dispersities being maintained for all polymerisations ($D \sim 1.2$) (Table S2† and Fig. 4a). However, the initiator efficiency was significantly enhanced at higher ligand loading (0.72 equivalents). Kinetics of this polymerisation were performed illustrating an induction period of less than 2 hours and significant progression of the polymerisation by the time 4 hours had been reached. Importantly linear kinetics were observed as a proof of livingness (Table S2 and Fig. S6†). To better visualise this we targeted a higher degree of polymerisation (DP800) where the initiator efficiency was as high as 91% (Table 2, entry 2.2 and Fig. 2a & S7†). This is in stark contrast to when only 0.36 equivalents were utilised, where only 54% initiator efficiency was observed. This dramatic increase in efficiency

with increased PMDETA concentration can be attributed to better solubility and complexation of CuBr₂ when more ligand is present in solution. In an attempt to improve initiator efficiency in an alternative way, a number of ligands were subsequently screened. Me₆Tren one of the highest activity ligands reported, exhibited a relatively controlled polymerisation at 0.36 equivalents ($D = 1.35$) although complete loss of control was observed at higher concentrations ($D \sim 3$). In contrast, at lower concentrations (0.18 equivalents) a low dispersity of 1.12 could be obtained although a significantly lower polymerisation rate was evident as opposed to PMDETA. These results suggest that when Me₆Tren is employed, lower concentrations are preferred and the controlled polymerisation of styrene to yield higher conversions is not possible with this ligand under the conditions studied (Table S3† and Fig. 4b).

A similar behaviour was observed when tris(2-aminoethyl) amine (Tren)⁴⁵ was instead employed with an even more pronounced loss of control (Table S4 and Fig. S8†). A range of other ligands were also explored including bipyridine (bpy),

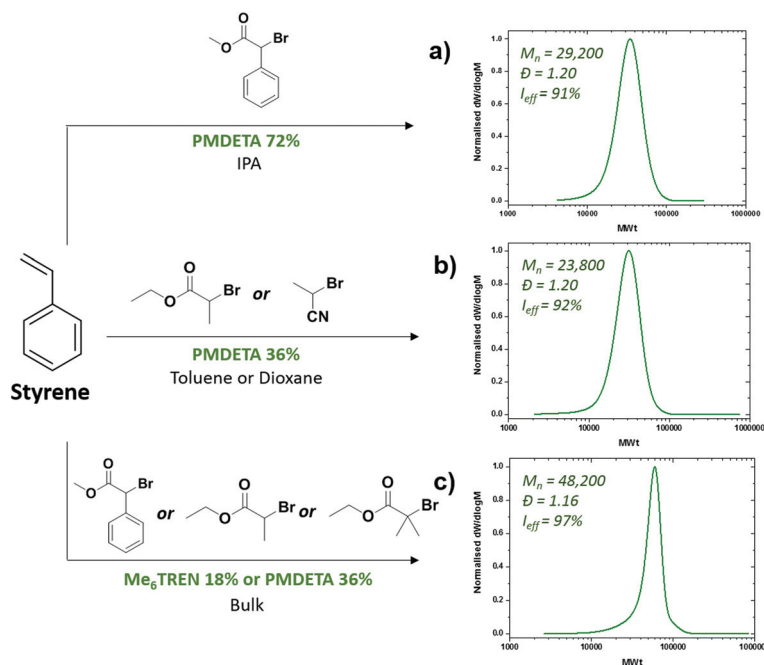


Fig. 2 SEC chromatograms of well-defined polystyrene homopolymers synthesised via the optimised Cu(0)-RDRP conditions, namely (a) increasing ligand concentration, (b) optimising initiator and solvent and (c) the development of a bulk polymerisation system. In all cases polymerisations were carried out at 60 °C, with 5 cm of copper wire and 0.05 equivalents of CuBr₂ deactivator with respect to the initiator utilised.



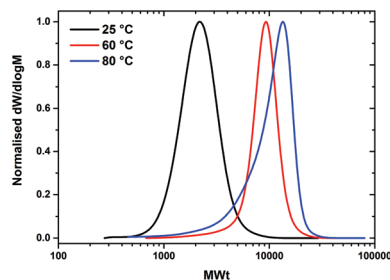


Fig. 3 SEC chromatograms illustrating the effect of temperature on the polymerisation of styrene (Target DP50) with traces of the polymers synthesised at 25 °C, 60 °C and 80 °C respectively.

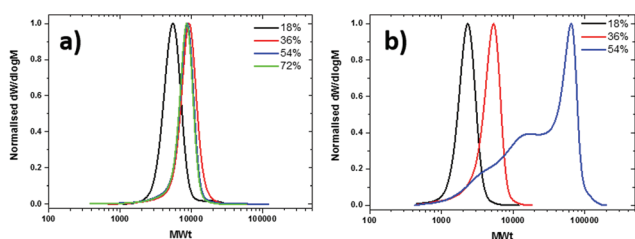


Fig. 4 SEC chromatograms illustrating the effect of ligand concentration on the polymerisation of styrene (Target DP50) with (a) PMDETA and (b) Me₆Tren via Cu(0)-RDRP.

tris(2-pyridylmethyl)amine (TPMA), 1,4,8,11-tetraazacyclotetradecane (Cyclam) and Me₄-Cyclam. However, in all cases this resulted in an absence of polymerisation or a significant loss of control, highlighting the incompatibility of these ligands to mediate the controlled polymerisation of styrene under the selected conditions (Table S5 and Fig. S9†). In contrast, 1,1,4,7,10,10-hexamethyltriethylenetetramine (HMTETA) generated much higher conversions while maintaining low dispersity values ($D < 1.20$) (Table S6 and Fig. S10†). To further investigate whether HMTETA is a better alternative, we pushed the system further by targeting DP800. This led to well-defined polystyrene with improved initiator efficiency ($I_{\text{eff}} = 80\%$) although broader molecular weight distributions (~ 1.29) were also observed (Table 2, entry 2.3 and Fig. S11†). The enhanced initiator efficiency could be due to the better solubility and complexation of CuBr₂ with HMTETA which gave more efficient deactivation.

Overall, we have shown that in IPA the initiator efficiency can be significantly improved from ~ 50 to 80–90% by simply increasing the ligand concentration (PMDETA) or by employing HMTETA. However, PMDETA might be a better choice since it strikes a better balance between the highest molecular weight, dispersity and initiator efficiency.

The effect of the initiator

In the previous section, we concluded that PMDETA allows for the preparation of well-defined polystyrene. To explore different ways to improve the initiator efficiency, we also performed an initiator study by maintaining the ligand concentration at 0.36 equivalents with respect to the initiator. The temperature was maintained at 60 °C, as previously concluded. Interestingly, when ethyl- α -bromoisobutyrate (EBiB) was employed no polymerisation was detected, even when the reaction was left to proceed for one week (Table 3, entry 3.1). This is surprising since conventional ATRP conditions with CuBr often successfully employing this initiator.^{36,44}

This also highlights that high ppm copper systems can often exhibit significantly different behaviour to low ppm systems. When tosyl chloride was used as the initiator, in combination with CuBr₂ or CuCl₂ deactivator very poor initiator efficiency was observed ($I_{\text{eff}} < 50\%$) (Table 3, entries 3.5–3.6 and Fig. S12†). Impressively, however, upon employing either ethyl-2-bromopropionate (EBP) or 2-bromopropionitrile (BPN) the initiator efficiency was significantly enhanced ($I_{\text{eff}} = 80\%$) while narrow molecular weight distributions could also be achieved (~ 1.10) (Table 3, entries 3.3–3.4 and Fig. 5). These results together demonstrate that secondary radical forming initiators (except phenylacetate which has extra stabilisation) are much more advantageous for the controlled polymerisation of styrene *via* Cu(0)-RDRP when compared to tertiary forming radical initiators.

To further probe the potential of these initiators to improve the initiator efficiency we targeted polystyrene of DP800. In agreement with our previous observations, BPN showed $I_{\text{eff}} = 76\%$ and EBP showed $I_{\text{eff}} = 72\%$. Therefore, both initiators exhibited higher initiator efficiency as opposed to the highly active MBPA ($I_{\text{eff}} = 54\%$) (Table S7 and Fig. S13†). MBPA's low initiator efficiency is related to the slow addition of some radicals to styrene resulting in termination and a lower number of polymer chains.

Table 3 ¹H NMR and SEC analysis of the polymerisation of styrene, with optimisation of a range of initiators shown^a

Entry number	Initiator	Conversion (%)	M_n (Theo.) (g mol ⁻¹)	M_n (SEC)	I_{eff} (%)	D
3.1	EBiB	0	—	—	—	—
3.2	MBPA	98	5300	8100	65	1.15
3.3	EBP	77	4200	5300	79	1.11
3.4	2-BPN	77	4200	5400	78	1.10
3.5	Tosyl chloride (CuBr ₂)	66	3600	7600	47	1.26
3.6	Tosyl chloride (CuCl ₂)	67	3700	8200	45	1.29

^a 5 cm of Cu(0) wire and 0.05 equivalents of CuBr₂ and 0.36 equivalents of PMDETA with respect to initiator were utilised for all polymerisations, and the volume ratio of monomer to IPA was maintained at 1 : 1 throughout. The target DP was 50, reaction time was 36 hours and conversion was calculated *via* ¹H NMR.



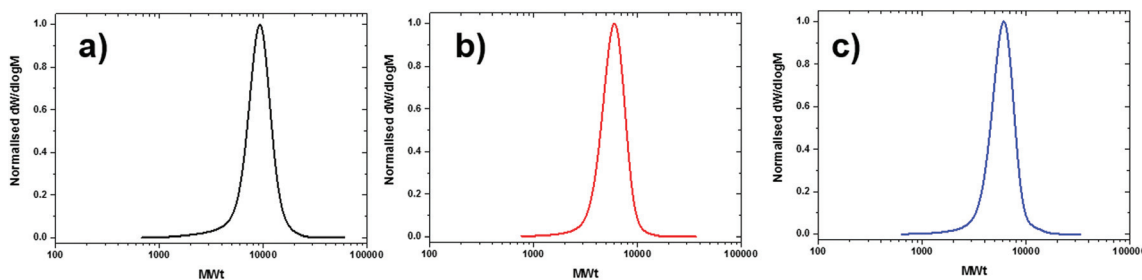


Fig. 5 SEC chromatograms of polystyrene homopolymers (Target DP50) with narrow molecular weight distributions synthesised with our optimal initiators, (a) MBPA, (b) EBP and (c) BPN.

The effect of the solvent

To expand the scope of this system we also explored the potential of other solvents to mediate the controlled polymerisation of styrene. Polar solvents such as DMSO, DMF and ethanol (Table 4, entries 4.1–4.3 and Fig. S14†) yielded uncontrolled polymerisation and polystyrene with broad molecular weight distributions while acetone, methanol and trifluoroethanol resulted in no polymerisation (Table 4, entries 4.4–4.6). However, upon using the more hydrophobic solvent *tert*-butanol a controlled polymerisation took place although the initiator efficiency was comparable to IPA (Table 4, entries 4.7–4.8 and Fig. S15†). This could be attributed to the fact that both solvents form *biphasic* mixtures during polymerisation which may affect the initiator efficiency.^{54,55–59} Finally, toluene, acetonitrile and dioxane, were also explored (Table 4, entries 4.9–4.11 and Fig. S16†). Interestingly, all three solvents were compatible with the controlled polymerisation of styrene and demonstrated improved initiator efficiencies ($I_{\text{eff}} > 85\%$ in all cases).

As with other optimised conditions, these three solvents were subsequently tested upon targeting polystyrene with DP

800 (Table S8, Fig. S17†). Surprisingly, the polymerisation in acetonitrile resulted in loss of control (dispersity ~ 2) while the polymerisation in dioxane and toluene both demonstrated improved initiator efficiencies over IPA ($I_{\text{eff}} = 80\%$ and $I_{\text{eff}} = 68\%$ respectively in comparison to $I_{\text{eff}} = 54\%$), thus highlighting the superiority of solvents that solubilise copper species less well. The loss of control observed in the case of acetonitrile might be due to the better stabilisation of CuBr species in this solvent which may lead to faster polymerisation rates and subsequent loss of control.⁶⁰ Interestingly, even the addition of small amounts of IPA to a toluene polymerisation resulted in a dramatic decrease of the initiator efficiency, similar to that of IPA, thus suggesting this solvent should be avoided (Table 4, entries 4.12–4.13 and Fig. S18†).

Combining optimal conditions

Our findings that toluene and dioxane are much better solvents in mediating the controlled polymerisation of styrene while maintaining high initiator efficiency were further confirmed by replacing MBPA with the most effective initiators; EBP and BPN. Both initiators exhibited improved initiator efficiency in dioxane and toluene (when compared to MBPA) with EBP achieving dispersities as low as 1.13 and $I_{\text{eff}} = 82\%$ (Table 5, entries 5.1–5.2 and Fig. S19†). On the contrary, BPN yielded polystyrene with initiator efficiencies $>92\%$ although the dispersities were ~ 1.2 (Table 5, entries 5.3–5.4 and Fig. 2b & S20†). Thus, depending on the application of the polymers required, any of the initiators/solvents presented in this subsection (EBP and BPN in combination with dioxane or toluene) could be successfully employed.

Exploring polymerisation in bulk

Conventional ATRP in the absence of solvent (bulk) has been well explored, however Cu(0)-RDRP in bulk has rarely been investigated.⁴⁷ Since it was demonstrated that the nature of the solvent can have such a dramatic effect on the initiator efficiency, we decided to further simplify our system and eliminate any solvent effects. A targeted degree of polymerisation of 800 was again chosen for this study. To our surprise, 0.36 equivalents of PMDETA with respect to initiator yielded well controlled polystyrene ($M_n = 31\,900$) with perfect initiator efficiency ($\sim 100\%$) (Table 6, entry 6.1 and Fig. S21a†). This is

Table 4 ^1H NMR and SEC analysis of the polymerisation of styrene, with optimisation of solvent shown^a

Entry number	Solvent	Conv. (%)	M_n (Theo.) (g mol^{-1})	M_n (SEC)	D
4.1	DMSO	74	4100	5500	1.57
4.2	DMF	79	4300	8000	1.48
4.3	Ethanol	75	4100	6200	1.58
4.4	Acetone	—	—	—	—
4.5	Methanol	0	—	—	—
4.6	TFE	—	—	—	—
4.7	IPA	98	5300	8100	1.15
4.8	<i>t</i> BuOH	96	5100	6500	1.23
4.9	Toluene	90	4800	5600	1.12
4.10	Acetonitrile	65	3600	4200	1.24
4.11	Dioxane	77	4300	4400	1.10
4.12	IPA : Tol 1 : 1	90	4800	7600	1.18
4.13	IPA : Tol 1 : 4	89	4700	7500	1.15

^a 5 cm of Cu(0) wire, 0.05 equivalents of CuBr₂ and 0.36 equivalents of PMDETA with respect to MBPA initiator were utilised for all polymerisations, and the volume ratio of monomer to solvent was maintained at 1 : 1 throughout. The target DP was 50, the reaction time was 36 hours and conversion was calculated *via* ^1H NMR.



Table 5 ^1H NMR and SEC analysis of the polymerisation of styrene, with optimal initiator solvent combinations illustrated^a

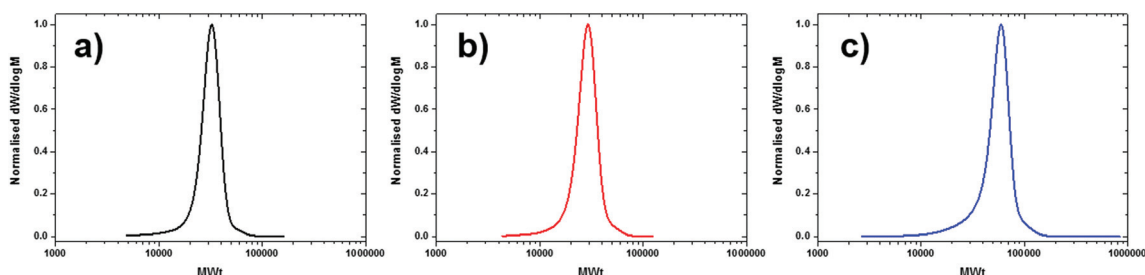
Entry number	Initiator	Solvent	Conversion (%)	M_n (Theo.) (g mol^{-1})	M_n (SEC)	I_{eff} (%)	D
5.1	EBP	Dioxane	28	23 600	29 200	81	1.14
5.2	EBP	Toluene	28	23 600	28 800	82	1.13
5.3	BPN	Dioxane	26	21 900	23 800	92	1.20
5.4	BPN	Toluene	31	26 000	25 800	100	1.25

^a In all polymerisations, 5 cm of Cu(0) wire and 0.05 equivalents of CuBr₂ with respect to initiator were utilised, and the volume ratio of monomer to solvent was maintained at 1 : 1 throughout. The target DP was 800, the reaction time was 36 hours and conversion was calculated via ^1H NMR.

Table 6 ^1H NMR and SEC analysis of the polymerisation of styrene in bulk^a

Entry number	Ligand	Initiator	Conversion (%)	M_n (Theo.) (g mol^{-1})	M_n (SEC)	I_{eff} (%)	D
6.1	PMDETA (0.36 wrt [I])	MBPA	38	31 900	31 900	100	1.13
6.2		EBP	39	32 700	32 700	100	1.14
6.3		EBiB	59	46 900	45 100	96	1.13
6.4	Me ₆ Tren (0.18 wrt [I])	MBPA	30	25 200	28 800	88	1.10
6.5		EBP	31	26 000	26 100	100	1.10
6.6		EBiB	60	49 900	48 200	97	1.16

^a In all polymerisations, 5 cm of Cu(0) wire and 0.05 equivalents of CuBr₂ with respect to initiator were utilised. The target DP was 800, the reaction time was 36 hours and conversion was calculated via ^1H NMR.

**Fig. 6** SEC chromatograms of well-defined polystyrene (Target DP800) synthesised in bulk utilising Me₆Tren as the ligand and (a) MBPA, (b) EBP and (c) EBiB as the initiator.

in contrast to when IPA or toluene were used, where 54% and 68% initiator efficiencies were observed respectively. EBP also gave rise to excellent initiator efficiencies ($\sim 100\%$) and narrow molecular weight distributions ($D = 1.14$) (Table 6, entry 6.2 and Fig. S21b[†]). Interestingly, although EBiB was unable to successfully polymerise styrene in solution, under bulk conditions it allowed for the controlled polymerisation of styrene ($D = 1.13$) also with very good initiator efficiency ($\sim 97\%$) and a final M_n of 45 100 (Table 6, entry 6.3 and Fig. S21c[†]). This is attributed to the higher concentration of monomer, which results in more efficient initiation and polymerisation. Bulk systems have also been previously illustrated to reduce termination events.⁶¹ Similarly to the solvated system, an induction period of less than 2 hours was observed (Table S9 and Fig. S22[†]).

Given the great success achieved with these bulk experiments, we hypothesised that the absence of solvent might also increase the tolerance of the system to other components. To validate our hypothesis, Me₆Tren was employed as an alterna-

tive ligand. The bulk reactions of MBPA, EBP and EBiB all resulted in controlled polymerisations with low dispersity values (< 1.16) and exceptional initiator efficiencies ($\sim 88\text{--}99\%$) (Table 6, entries 6.4–6.6 and Fig. 2c & 6). The greater versatility of this system compared to high copper systems and also polar solvated conditions can be attributed to the relative solubility of Cu(I) and Cu(II) complexes, with low copper concentration systems having much better relative solubilities. These results demonstrate the superiority of bulk conditions for the controlled polymerisation of styrene while maintaining a balance between low dispersities and excellent initiator efficiencies for a range of initiators and ligands.

Conclusions

In conclusion, we have demonstrated a number of different conditions that allow access to the controlled polymerisation of styrene via Cu(0)-RDRP. Compared to the literature, we com-



plete extensive optimisation, carefully adjusting the type and concentration of ligand, the initiator choice and the solvent, obtaining well-defined polystyrene of higher molecular weight low dispersity and very high initiator efficiencies. Using increased ligand concentrations (0.72 equiv.), specific solvents (toluene, dioxane) and secondary initiators (EBP, BPN) polystyrene can be made in a facile manner. Interestingly, our best results were obtained when performing the experiments in bulk where a number of initiators and ligand were shown to facilitate the controlled polymerisation of styrene without compromising the molecular weight distributions.

Conflicts of interest

There are no conflicts to declare.

Acknowledgements

We would hereby like to acknowledge financial support from Syngenta (R. W.), Lubrizol (G. R. J.) and the University of Warwick (R. W. & G. R. J.). A. A. acknowledges the Global Marie Curie Fellowship for financial support. We gratefully appreciate the support provided by the University of Warwick Polymer Characterisation facility (RTP) and Dr Daniel Lester for providing access to SEC equipment.

References

- 1 J. Chiefari, Y. Chong, F. Ercole, J. Krstina, J. Jeffery, T. P. Le, R. T. Mayadunne, G. F. Meijs, C. L. Moad and G. Moad, *Macromolecules*, 1998, **31**, 5559–5562.
- 2 M. R. Hill, R. N. Carmean and B. S. Sumerlin, *Macromolecules*, 2015, **48**, 5459–5469.
- 3 C. Barner-Kowollik, T. P. Davis, J. Heuts, M. H. Stenzel, P. Vana and M. Whittaker, *J. Polym. Sci., Part A: Polym. Chem.*, 2003, **41**, 365–375.
- 4 D. H. Solomon, E. Rizzardo and P. Cacioli, *US Patent*, 4581429, 1986.
- 5 C. J. Hawker, A. W. Bosman and E. Harth, *Chem. Rev.*, 2001, **101**, 3661–3688.
- 6 J. Nicolas, Y. Guillaneuf, C. Lefay, D. Bertin, D. Gigmes and B. Charleux, *Prog. Polym. Sci.*, 2013, **38**, 63–235.
- 7 M. Kato, M. Kamigaito, M. Sawamoto and T. Higashimura, *Macromolecules*, 1995, **28**, 1721–1723.
- 8 J.-S. Wang and K. Matyjaszewski, *J. Am. Chem. Soc.*, 1995, **117**, 5614–5615.
- 9 K. Matyjaszewski, *Macromolecules*, 2012, **45**, 4015–4039.
- 10 C. Boyer, N. A. Corrigan, K. Jung, D. Nguyen, T. Nguyen, N. N. M. Adnan, S. Oliver, S. Shanmugam and J. Yeow, *Chem. Rev.*, 2016, **116**, 1803–1949.
- 11 W. He, H. Jiang, L. Zhang, Z. Cheng and X. Zhu, *Polym. Chem.*, 2013, **4**, 2919–2938.
- 12 R. Whitfield, A. Anastasaki, N. P. Truong, P. Wilson, K. Kempe, J. A. Burns, T. P. Davis and D. M. Haddleton, *Macromolecules*, 2016, **49**, 8914–8924.
- 13 G. Gody, T. Maschmeyer, P. B. Zetterlund and S. Perrier, *Nat. Commun.*, 2013, **4**, 2505.
- 14 J. Tanaka, A. S. Gleinich, Q. Zhang, R. Whitfield, K. Kempe, D. M. Haddleton, T. P. Davis, S. Perrier, D. A. Mitchell and P. Wilson, *Biomacromolecules*, 2017, **18**, 1624–1633.
- 15 A. Anastasaki, V. Nikolaou, N. W. McCaul, A. Simula, J. Godfrey, C. Waldron, P. Wilson, K. Kempe and D. M. Haddleton, *Macromolecules*, 2015, **48**, 1404–1411.
- 16 N. G. Engelis, A. Anastasaki, G. Nurumbetov, N. P. Truong, V. Nikolaou, A. Shegiwal, M. R. Whittaker, T. P. Davis and D. M. Haddleton, *Nat. Chem.*, 2017, **9**, 171–178.
- 17 N. G. Engelis, A. Anastasaki, R. Whitfield, G. R. Jones, E. Liarou, V. Nikolaou, G. Nurumbetov and D. M. Haddleton, *Macromolecules*, 2018, **51**, 336–342.
- 18 G. Nurumbetov, N. Engelis, J. Godfrey, R. Hand, A. Anastasaki, A. Simula, V. Nikolaou and D. M. Haddleton, *Polym. Chem.*, 2017, **8**, 1084–1094.
- 19 R. Aksakal, M. Resmini and C. R. Becer, *Polym. Chem.*, 2016, **7**, 171–175.
- 20 L. Barner, T. P. Davis, M. H. Stenzel and C. Barner-Kowollik, *Macromol. Rapid Commun.*, 2007, **28**, 539–559.
- 21 A. Anastasaki, V. Nikolaou, G. Nurumbetov, P. Wilson, K. Kempe, J. F. Quinn, T. P. Davis, M. R. Whittaker and D. M. Haddleton, *Chem. Rev.*, 2015, **116**, 835–877.
- 22 V. Percec, T. Guliashvili, J. S. Ladislaw, A. Wistrand, A. Stjerndahl, M. J. Sienkowska, M. J. Monteiro and S. Sahoo, *J. Am. Chem. Soc.*, 2006, **128**, 14156–14165.
- 23 D. Konkolewicz, Y. Wang, P. Krys, M. Zhong, A. A. Isse, A. Gennaro and K. Matyjaszewski, *Polym. Chem.*, 2014, **5**, 4396–4417.
- 24 A. Anastasaki, V. Nikolaou and D. M. Haddleton, *Polym. Chem.*, 2016, **7**, 1002–1026.
- 25 R. Aksakal, M. Resmini and C. R. Becer, *Polym. Chem.*, 2016, **7**, 6564–6569.
- 26 E. Liarou, R. Whitfield, A. Anastasaki, N. G. Engelis, G. R. Jones, K. Velonia and D. Haddleton, *Angew. Chem., Int. Ed.*, 2018, **57**, 8998–9002.
- 27 T. Pintauer and K. Matyjaszewski, *Chem. Soc. Rev.*, 2008, **37**, 1087–1097.
- 28 R. Aksakal, M. Resmini and C. Becer, *Polym. Chem.*, 2016, **7**, 6564–6569.
- 29 C. Boyer, P. B. Zetterlund and M. R. Whittaker, *J. Polym. Sci., Part A: Polym. Chem.*, 2014, **52**, 2083–2098.
- 30 A. Anastasaki, V. Nikolaou, G. Nurumbetov, N. P. Truong, G. S. Pappas, N. G. Engelis, J. F. Quinn, M. R. Whittaker, T. P. Davis and D. M. Haddleton, *Macromolecules*, 2015, **48**, 5140–5147.
- 31 A. H. Soeriyadi, C. Boyer, F. Nyström, P. B. Zetterlund and M. R. Whittaker, *J. Am. Chem. Soc.*, 2011, **133**, 11128–11131.
- 32 C. Boyer, A. Derveaux, P. B. Zetterlund and M. R. Whittaker, *Polym. Chem.*, 2012, **3**, 117–123.



- 33 Q. Zhang, J. Collins, A. Anastasaki, R. Wallis, D. A. Mitchell, C. R. Becer and D. M. Haddleton, *Angew. Chem., Int. Ed.*, 2013, **125**, 4531–4535.
- 34 Y.-M. Chuang, A. Ethirajan and T. Junkers, *ACS Macro Lett.*, 2014, **3**, 732–737.
- 35 B. Wenn, A. Martens, Y.-M. Chuang, J. Gruber and T. Junkers, *Polym. Chem.*, 2016, **7**, 2720–2727.
- 36 A. Anastasaki, C. Waldron, P. Wilson, C. Boyer, P. B. Zetterlund, M. R. Whittaker and D. Haddleton, *ACS Macro Lett.*, 2013, **2**, 896–900.
- 37 Q. Zhang, P. Wilson, Z. Li, R. McHale, J. Godfrey, A. Anastasaki, C. Waldron and D. M. Haddleton, *J. Am. Chem. Soc.*, 2013, **135**, 7355–7363.
- 38 C. Waldron, Q. Zhang, Z. Li, V. Nikolaou, G. Nurumbetov, J. Godfrey, R. McHale, G. Yilmaz, R. K. Randev and M. Girault, *Polym. Chem.*, 2014, **5**, 57–61.
- 39 G. R. Jones, Z. Li, A. Anastasaki, D. J. Lloyd, P. Wilson, Q. Zhang and D. M. Haddleton, *Macromolecules*, 2016, **49**, 483–489.
- 40 G. R. Jones, A. Anastasaki, R. Whitfield, N. Engelis, E. Liarou and D. Haddleton, *Angew. Chem.*, 2018, **130**, 2–18.
- 41 G. R. Jones, R. Whitfield, A. Anastasaki, N. Risangud, A. Simula, D. J. Keddie and D. M. Haddleton, *Polym. Chem.*, 2018, **9**, 2382–2388.
- 42 S. R. Samanta, A. Anastasaki, C. Waldron, D. M. Haddleton and V. Percec, *Polym. Chem.*, 2013, **4**, 5563–5569.
- 43 A. Simula, V. Nikolaou, F. Alsubaie, A. Anastasaki and D. M. Haddleton, *Polym. Chem.*, 2015, **6**, 5940–5950.
- 44 I. Oral, H. Guzel and G. Ahmetli, *Polym. Bull.*, 2011, **67**, 1893–1906.
- 45 J. Tom, B. Hornby, A. West, S. Harrison and S. Perrier, *Polym. Chem.*, 2010, **1**, 420–422.
- 46 N. H. Nguyen and V. Percec, *J. Polym. Sci., Part A: Polym. Chem.*, 2010, **48**, 5109–5119.
- 47 X. Jiang, B. M. Rosen and V. Percec, *J. Polym. Sci., Part A: Polym. Chem.*, 2010, **48**, 2716–2721.
- 48 S. Harihara Subramanian, R. Prakash Babu and R. Dhamodharan, *Macromolecules*, 2008, **41**, 262–265.
- 49 J. Gao, Z. Zhang, N. Zhou, Z. Cheng, J. Zhu and X. Zhu, *Macromolecules*, 2011, **44**, 3227–3232.
- 50 M. Ciampolini and N. Nardi, *Inorg. Chem.*, 1966, **5**, 41–44.
- 51 R. Whitfield, A. Anastasaki, V. Nikolaou, G. R. Jones, N. G. Engelis, E. H. Discekici, C. Fleischmann, J. Willenbacher, C. J. Hawker and D. M. Haddleton, *J. Am. Chem. Soc.*, 2017, **139**, 1003–1010.
- 52 J. F. Lutz and K. Matyjaszewski, *J. Polym. Sci., Part A: Polym. Chem.*, 2005, **43**, 897–910.
- 53 S. Perrier, D. Berthier, I. Willoughby, D. Batt-Coutrot and D. M. Haddleton, *Macromolecules*, 2002, **35**, 2941–2948.
- 54 A. Moreno, S. Grama, T. Liu, M. Galià, G. Lligadas and V. Percec, *Polym. Chem.*, 2017, **8**, 7559–7574.
- 55 C. Boyer, A. Atme, C. Waldron, A. Anastasaki, P. Wilson, P. B. Zetterlund, D. Haddleton and M. R. Whittaker, *Polym. Chem.*, 2013, **4**, 106–112.
- 56 S. Grama, J. Lejniaks, M. Enayati, R. B. Smail, L. Ding, G. Lligadas, M. J. Monteiro and V. Percec, *Polym. Chem.*, 2017, **8**, 5865–5874.
- 57 R. L. Jezorek, M. Enayati, R. B. Smail, J. Lejniaks, S. Grama, M. J. Monteiro and V. Percec, *Polym. Chem.*, 2017, **8**, 3405–3424.
- 58 R. B. Smail, R. L. Jezorek, J. Lejniaks, M. Enayati, S. Grama, M. J. Monteiro and V. Percec, *Polym. Chem.*, 2017, **8**, 3102–3123.
- 59 W. Tang, A. K. Nanda and K. Matyjaszewski, *Macromol. Chem. Phys.*, 2005, **206**, 1171–1177.
- 60 K. Matyjaszewski, S. Coca, S. G. Gaynor, M. Wei and B. E. Woodworth, *Macromolecules*, 1997, **30**, 7348–7350.
- 61 M. Zhong and K. Matyjaszewski, *Macromolecules*, 2011, **44**, 2668.

