





Cite this: *Green Chem.*, 2017, **19**, 4061

Received 1st July 2017,
Accepted 26th July 2017

DOI: 10.1039/c7gc01973d

rsc.li/greenchem

An environmentally benign and selective electrochemical oxidation of sulfides and thiols in a continuous-flow microreactor†

Gabriele Laudadio,  Natan J. W. Straathof, Menno D. Lanting, Benny Knoops, Volker Hessel and Timothy Noël  *

A practical and environmentally benign electrochemical oxidation of thioethers and thiols in a commercially-available continuous-flow microreactor is presented. Water is used as the source of oxygen to enable the oxidation process. The oxidation reaction utilizes the same reagents in all scenarios and the selectivity is solely governed by the applied potential. The procedure exhibits a broad scope and good functional group compatibility providing access to various sulfoxides (15 examples), sulfones (15 examples) and disulfides (6 examples). The use of continuous flow allows the optimal reaction parameters (e.g. residence time, applied voltage) to be rapidly assessed, to avoid mass- and heat-transfer limitations and to scale the electrochemistry.

Introduction

Sulfoxide and sulfone moieties are widespread in a broad variety of functional organic molecules.¹ These moieties have been incorporated in numerous pharmaceutical compounds (e.g. Esomeprazole, Dapsone, Sulmazole, Methionine sulfone and Ponazuril)² and even in polymeric materials³ (Fig. 1). Moreover, chiral sulfoxides have been employed as chiral auxiliaries (e.g. Ellman's sulfinamide, Oppolzer camphorsultam)⁴ and as chiral ligands in asymmetric transition-metal catalyzed transformations (e.g. Skarzewski's and Hiroi's ligands, Fig. 1).⁵

Typically, sulfoxides and sulfones can be accessed through oxidation of the corresponding thioether.⁶ Hereto, a wide variety of oxidizing agents have been used, such as H₂O₂ in combination with metal catalysts,⁷ *m*-CPBA,⁸ NaIO₄,⁹ CrO₃,⁹ KMnO₄¹⁰ and dioxiranes.¹¹ Unfortunately, these strategies typically suffer from selectivity issues, e.g. overoxidation of the sulfoxide to the sulfone or oxidation of other functional groups within the molecule. And, while hydrogen peroxide is considered to be a green oxidant, its industrial synthesis *via* the so-called anthraquinone autooxidation process is not sustainable.¹²

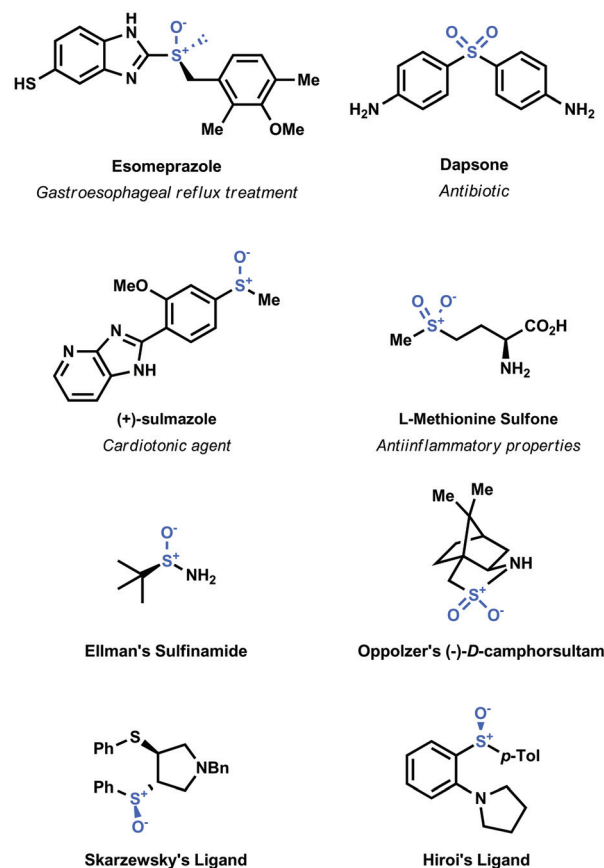


Fig. 1 Examples of interesting sulfoxides and sulfones, ranging from pharmaceuticals to chiral ligands.

Department of Chemical Engineering and Chemistry, Micro Flow Chemistry & Process Technology, Eindhoven University of Technology, Den Dolech 2, 5612 AZ Eindhoven, The Netherlands. E-mail: t.noel@tue.nl

†Electronic supplementary information (ESI) available. See DOI: 10.1039/c7gc01973d



Oxidation chemistry can also be achieved using alternative and sustainable technologies, such as photochemistry or electrochemistry, which allow to carry out the desired transformation in the absence of strong oxidants.¹³ Here, the desired transformation is induced by so-called traceless reagents such as photons or electrons, providing sustainable alternatives for the often hazardous and toxic oxidants.^{14,15}

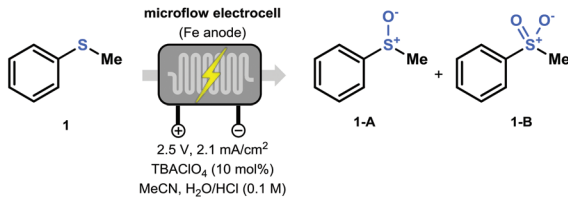
In addition, these methods are relatively mild and provide good functional group tolerance and high chemoselectivity. Furthermore, sustainable electricity, derived from solar and wind energy, is becoming more abundantly available. Due to the transient nature of these energy sources, small scale electrochemical plants are ideally suited to directly harness this sustainable energy source. Despite the advantages provided by electrochemistry, many organic synthetic practitioners have been discouraged to adopt this technology into their laboratories.¹⁶ This is in part due to the apparent complexity of electrochemical transformations which originates from numerous problems, such as the use of specialized equipment and large amounts of tailor-made electrolytes, mass- and heat-transfer limitations, electrodeposition of organic material on the surface of the electrode and limited scalability. However, many of these challenges can be overcome by combining electrochemistry and continuous-flow microreactor technology.¹⁷ Due to the small dimensions (100 μm –1 mm), micro-flow technology allows to intensify the contact between the reaction mixture and the electrodes, to eliminate mass-transfer limitations and to avoid hot-spot formation.^{15b,d,17,18} Furthermore, organic deposition on the electrodes can be minimized due to the continuous-flow operation of the reactor.¹⁷

Using a combination of electrochemistry and continuous-flow microreactors, we questioned whether we could selectively access either the sulfoxide or the sulfone starting from their corresponding thioethers.^{16,19,20} Specifically, we hoped to develop a set of generally applicable conditions which would allow us to access both compounds simply by tuning the applied potential in the electrochemical flow cell, whilst keeping the reaction mixture the same. This would be a great advance compared to traditional synthetic approaches where each product class requires its own set of conditions with often toxic oxidants, metal catalysts and/or elevated temperatures.

Results and discussion

In order to find the optimal conditions for the direct electrochemical oxidation of thioethers, the potentiostatic oxidation of thioanisole (**1**) was taken as a benchmark (Table 1). The Asia Flux reactor was used as a commercially available electrochemical flow module and was equipped with cheap stainless steel electrodes. At the outset of our investigations, it was found that the use of an electrolyte was crucial to maintain a stable current. Optimal results were obtained using tetrabutylammonium perchlorate (TBAClO₄). We also observed that the use of an aqueous acidic solvent was mandatory to lower the

Table 1 Optimization of reaction condition for the electrochemical oxidation of sulfides in continuous flow



Entry	Deviation from above	Conv. ^a (%)	% 1-A ^a	% 1-B ^a
1	None	63	62	0
2	Residence time of 10 min	75	72	2
3	No H ₂ O/HCl (0.1 M)	n.r.	—	—
4	No electrolyte	n.r.	—	—
5	0.2 M H ₂ O/HCl	37	34	—
6	No H ₂ O/HCl, ACN saturated with O ₂	39	39	0
7	Potential at 3.0 V	92	65	27
8	Potential at 3.5 V	98	59	39
9	Potential at 4.0 V	99	7	92

Reaction conditions and variations on the electrochemical oxidation of thioanisole. Reagents and conditions: Thioanisole (1 mmol, 0.1 M), TBAClO₄ (0.1 mmol), MeCN/HCl (10 mL, 3 : 1 v/v, with 0.1 M HCl in H₂O), applied potential: 2.5 V (2.1 mA cm⁻², Fe anode/cathode, *V*_{int}: 300 μL), residence time: 5 min (at a flowrate of 0.06 mL min⁻¹). ^aConversion and selectivity determined by GC-MS with an internal standard.

pH which allowed to increase the redox potential of the Fe electrodes, as explained by Pourbaix's diagrams (Table 1, entries 3 and 4).²¹ Consequently, the combination of tetrabutylammonium perchlorate in MeCN with aqueous HCl (3 : 1 v/v, 0.1 M HCl in H₂O) with an applied potential of 2.5 V (corresponding to a current of approximately 2.1 mA cm⁻²), resulted in the oxidation of **1** toward sulfoxide **1-A** (63% yield; Table 1, entry 1). Increasing the residence time while keeping the flow rate constant resulted in an increase in yield (entry 2, Table 1). Interestingly, an increase in the applied potential clearly shifted the selectivity towards the double oxidized product **1-B** (Table 1, entries 7–9). Finally, a control experiment was carried out using an oxygen-enriched acetonitrile solution without additional water (Table 1, entry 6). Oxidation of the thioether was still observed, indicating that O₂ likely serves as the [O]-source. Furthermore, in the presence of water, gas formation can be noticed due to water splitting (see ESI†).

With these preliminary results in hand, the effect of the applied potential on the observed selectivity was investigated in greater detail. Hereto, a single sweep voltammetry experiment was performed at a constant residence time of 5 min (Fig. 2A). The polarogram shows a clear plateau at 2.0–2.5 V,²² which corresponds to the first oxidation step of thioanisole toward **1-A** (Fig. 2B). When the applied potential reaches approximately 3.5–4.0 V, another plateau is observed, which corresponds to the second oxidation step (*via* **1-A** → **1-B** or **1** → **1-B**). Further increase in the potential results into a critical oxidation of the stainless steel electrodes and should be avoided. It is clear that such polarograms represent a very useful tool to



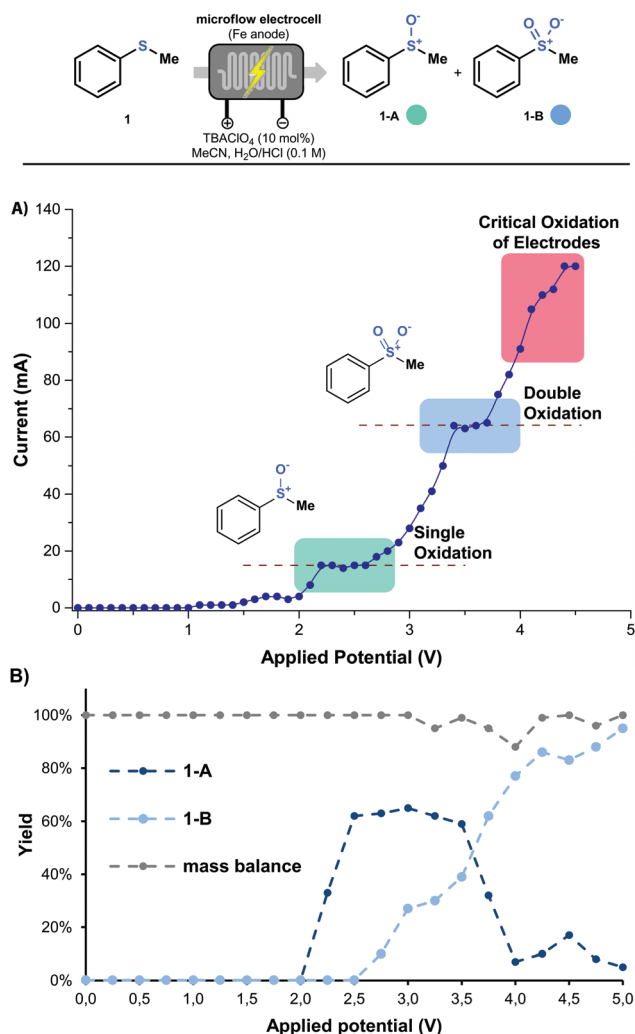


Fig. 2 (A) Polarogram of thioanisole at a residence time of 5 min. (B) product distribution of 1-A and 1-B with respect to applied potential. Data recorded by GC-MS with an internal standard.

establish the optimal reaction conditions to obtain either the sulfoxide or the sulfone from a specific thioether (see Fig. 2B and ESI†).

Next, the effect of flow rate and residence time was investigated (Fig. 3). These investigations were carried out to define the optimal flowrate/residence time ratio in order to avoid mass-transfer limitations. At lower flow rates, mixing is not intense enough to facilitate diffusion of the reactants from the bulk to the electrodes. At higher flow rates, the reaction time is too short to allow for complete conversion. From our data, it is clear that a residence time of 7.5 minutes effects the highest conversion. A further increase in residence time results in a drop in yield (Fig. 3, red zone). Hence, an optimum flowrate regime was found to be situated between 0.04 to 0.06 mL min⁻¹, which corresponds to residence times of 7.5 to 5 minutes, respectively. A residence time of 7.5 minutes gave a slightly higher yield in 1-A, but was accompanied with a low amount of the corresponding sulfone 1-B (<5%). Therefore, a

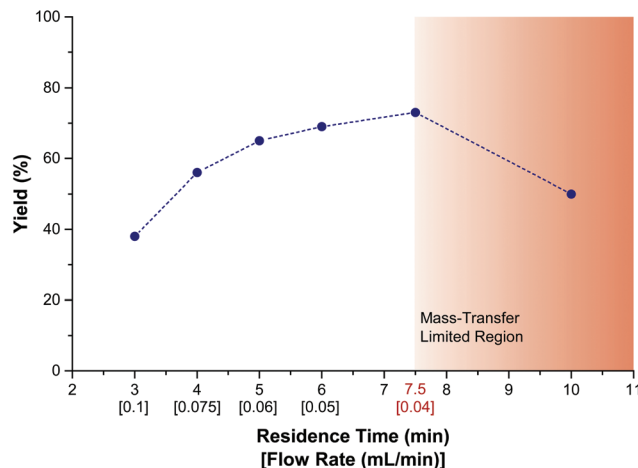


Fig. 3 Effect of residence time and flow rate on the yield of 1-A. Data recorded *via* GC-MS with an internal standard. Internal reactor volume: 300 μ m.

standard residence time of 5 minutes per run was considered optimal and, when full conversion was not achieved within a single run, the reaction mixture was reinjected to increase the overall residence time (see ESI†).

Having established insight in the governing parameters in the electrochemical oxidation of sulfides, we set out to probe the generality of our electrochemical flow protocol. Various thioethers bearing different functional groups were subjected to both Methods A and B, yielding the corresponding sulfoxide **A** or sulfone **B**, respectively (Fig. 4). For every compound, a fast potential screening was carried out to obtain the polarogram, which allows us to find the optimal condition for each compound (see ESI†). Notably, the productivity of our electrochemical flow protocol is excellent (*i.e.* 7.8 mmol h⁻¹ for 1-A and 5.5 mmol h⁻¹ for 1-B) providing means to scale this chemistry to quantities which are sufficient for Medicinal Chemistry applications. Further scale-up can be achieved using larger electrochemical flow reactors or *via* numbering-up of electrochemical microreactors.²³

As shown in Fig. 4, a wide variety of aryl, heteroaryl and alkyl thioethers were efficiently converted into their corresponding sulfoxides and sulfones in moderate to excellent yield. Functional groups, such as halides (**6**, **7**, **11**), ketones (**8**), esters (**10**, **15**) and amides (**9**, **15**), were well tolerated under our reaction conditions. Notably, nitrogen-containing hetero-aromatic compounds, *e.g.* pyridine (**12**) and benzimidazole (**13**), can be selectively oxidized to produce the corresponding sulfoxides and sulfones without *N*-oxide formation. However, in the case of benzoxazole (**14**), nitrogen oxidation was observed at higher potentials prior to the formation of the sulfone. Interestingly, biologically relevant compounds such as the amino acid Methionine (**15**) and a precursor of the antiprotozoal agent Toltrazuril²⁴ (**11**) were efficiently oxidized in good yield. However, it is important to note that for some substrates it was not possible to access both the sulfoxide and sulfone. As an example, dibenzothiophene (**5**) is directly oxidized to the



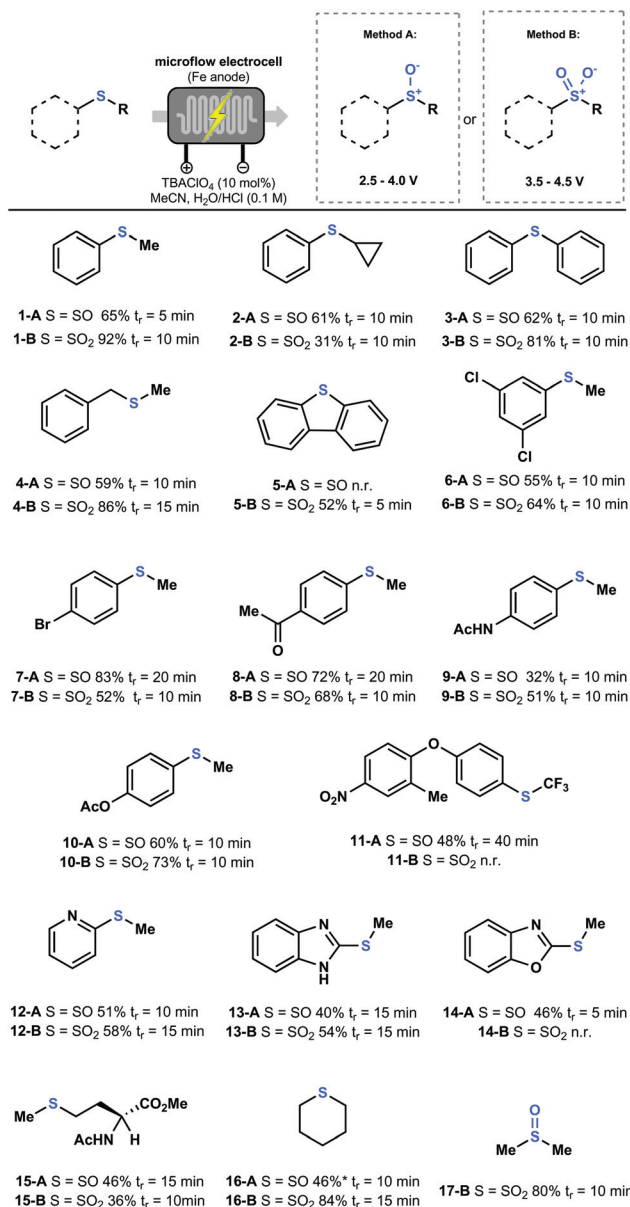


Fig. 4 Substrate scope for the formation of sulfoxides (A) and sulfones (B). Reaction conditions: The reaction was performed with 0.15 M substrate dissolved in an oxygen saturated 3 : 1 (v/v) mixture of acetonitrile (DMF for 5) and a 0.1 M HCl solution in water, with 10 mol% tetrabutylammonium perchlorate as supporting electrolyte. The electrodes used are identical (Fe). Data recorded is isolated yield. * The yield of 16-A is calculated by ¹H-NMR. n.r. = no reaction.

sulfone. It is however plausible that a double oxidation is immediately occurring, since it is known that aromatic sulfoxides are relatively reactive.²⁵ The Toltrazuril precursor (**11**) is oxidized only to the sulfoxide form, which can be explained by the strong electron-withdrawing character of the CF₃ group, making it less prone to oxidation. Despite the broad substrate scope, some limitations do exist to our methodology (see ESI†). Free amines, alcohols and carboxylic acids do not yield any product. In addition, thioethers bearing nitriles, aldehydes

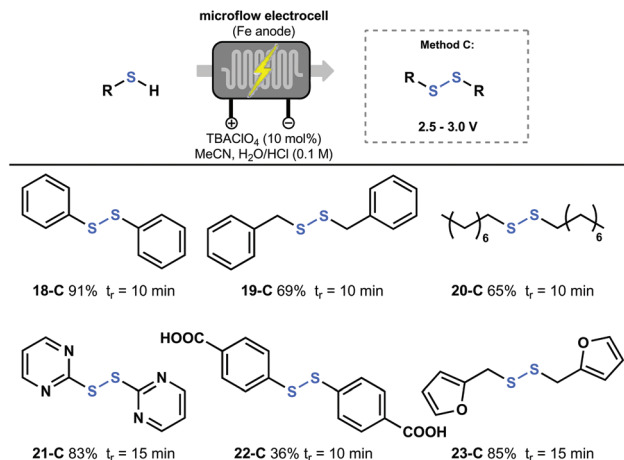


Fig. 5 Substrate scope for electrochemical oxidation of thiols to disulfides. Reaction conditions: The reaction was performed with 0.15 M (0.075 M for 22) substrate dissolved in an oxygen saturated 3 : 1 (v/v) mixture of acetonitrile (DMF for 22) and a 0.1 M HCl solution in water, with 10 mol% tetrabutylammonium perchlorate as supporting electrolyte. The electrodes used are identical (Fe). Data recorded is isolated yield.

and hydroxyls at the γ -position underwent retro-Michael reactions.

Finally, the oxidation of thiols to symmetric disulfides was performed applying an analogous approach as for the oxidation of thioethers. Also here, a potential screening was carried out after which the proper voltage value was set to perform the reaction (Fig. 5). As a result, simple thiols such as thiophenol (**18**), benzylthiol (**19**) and octanethiol (**20**), were all converted to the corresponding disulfide in good to excellent yield. Notably, 2-mercaptopyrimidine (**21**) and 2-furanylmethanethiol (**23**) could also be converted to their disulfide derivative and were obtained in good yield. It should be noted that disulfide 23-C is prone to overoxidation under photochemical oxidation reactions, however, this was not observed using our electrochemical method.²⁶ This highlights the efficiency of electrochemistry and its complementarity compared to photo-redox catalysis.²⁷ Furthermore, poorly soluble starting materials like 4-mercaptobenzoic acid (**22**) could also be converted using this protocol.

Conclusion

A straightforward, green and broadly applicable electrochemical continuous-flow procedure to oxidize thioethers and thiols has been developed. Using a commercially available electrochemical flow setup (Asia Flux), a wide variety of functionalized sulfoxides (15 examples) and sulfones (15 examples) could be accessed selectively, simply by changing the applied voltage. Similarly, aryl and alkyl thiols could be efficiently oxidized to their corresponding disulfides (6 examples). Because of the sustainable nature of our developed protocol, we believe that our method is highly attractive for technical applications.



Acknowledgements

Financial support is provided by the Dutch Science Foundation (NWO) via a VIDI grant for T. N. (Grant No. 14150).

Notes and references

- 1 D. S. Johnson and J. J. Li, *Modern Drug Synthesis*, John Wiley & Sons, Inc., Hoboken, NJ, USA, 2010.
- 2 (a) L. Dirikolu, R. Yohn, E. F. Garrett, T. Chakkath and D. C. Ferguson, *J. Vet. Pharmacol. Ther.*, 2009, **32**, 280–288; (b) Y. I. Zhu and M. J. Stiller, *J. Am. Acad. Dermatol.*, 2001, **45**, 420–434; (c) T. Lind, L. Rydberg, A. Kyleback, A. Jonsson, T. Andersson, T. Hasselgren, J. Holmberg and K. Rohss, *Aliment. Pharmacol. Ther.*, 2000, **14**, 861–867; (d) M. K. Unnikrishnan and M. N. A. Rao, *Agents Actions*, 1990, **31**, 110–112; (e) W. J. Parsons, V. Ramkumar and G. L. Stiles, *Mol. Pharmacol.*, 1988, **33**, 441–448.
- 3 D. Parker, J. Bussink, H. T. van de Grampel, G. W. Wheatley, E.-U. Dorf, E. Ostlinning and K. Reinking, *Polymers, High-Temperature*, Wiley-VCH Verlag GmbH & Co. KGaA, Weinheim, Germany, 2000.
- 4 (a) J. A. Ellman, T. D. Owens and T. P. Tang, *Acc. Chem. Res.*, 2002, **35**, 984–995; (b) B. Hyeon Kim and D. P. Curran, *Tetrahedron*, 1993, **49**, 293–318.
- 5 (a) B. M. Trost and M. Rao, *Angew. Chem., Int. Ed.*, 2015, **54**, 5026–5043; (b) I. Fernandez and N. Khair, *Chem. Rev.*, 2003, **103**, 3651–3706.
- 6 (a) M. Kazemi, L. Shiri and H. Kohzadi, *Phosphorus, Sulfur Silicon Relat. Elem.*, 2015, **190**, 978–1003; (b) J.-E. Bäckvall, in *Modern Oxidation Methods*, Wiley-VCH Verlag GmbH & Co. KGaA, 2010.
- 7 (a) R. Trivedi and P. Lalitha, *Synth. Commun.*, 2006, **36**, 3777–3782; (b) M. Matteucci, G. Bhalay and M. Bradley, *Org. Lett.*, 2003, **5**, 235–237.
- 8 S. S. Shin, Y. Byun, K. M. Lim, J. K. Choi, K.-w. Lee, J. H. Moh, J. K. Kim, Y. S. Jeong, J. Y. Kim, Y. H. Choi, H.-j. Koh, Y.-h. Park, Y. I. Oh, M.-S. Noh and S. Chung, *J. Med. Chem.*, 2004, **47**, 792–804.
- 9 R. G. Hiskey and M. A. Harpold, *J. Org. Chem.*, 1967, **32**, 3191–3194.
- 10 S. Lai and D. G. Lee, *Tetrahedron*, 2002, **58**, 9879–9887.
- 11 S. Colonna and N. Gaggero, *Tetrahedron Lett.*, 1989, **30**, 6233–6236.
- 12 C. Samanta, *Appl. Catal., A*, 2008, **350**, 133–149.
- 13 (a) N. Kockmann, P. Thenée, C. Fleischer-Trebes, G. Laudadio and T. Noël, *React. Chem. Eng.*, 2017, **2**, 258–280; (b) H. P. L. Gemoets, Y. Su, M. Shang, V. Hessel, R. Luque and T. Noël, *Chem. Soc. Rev.*, 2016, **45**, 83–117.
- 14 For some selected reviews on photochemistry, see: (a) D. Cambié, C. Bottecchia, N. J. W. Straathof, V. Hessel and T. Noël, *Chem. Rev.*, 2016, **116**, 10276–10341; (b) I. Ghosh, L. Marzo, A. Das, R. Shaikh and B. König, *Acc. Chem. Res.*, 2016, **49**, 1566–1577; (c) M. H. Shaw, J. Twilton and D. W. C. MacMillan, *J. Org. Chem.*, 2016, **81**, 6898–6926.
- 15 For some selected reviews on electrochemistry, see: (a) C. Sambaglio, H. Sterckx and B. U. W. Maes, *ACS Cent. Sci.*, 2017, **3**, 686–688; (b) J.-I. Yoshida, *Electrochem. Soc. Interface*, 2009, **18**, 40–45; (c) J.-i. Yoshida, K. Kataoka, R. Horcajada and A. Nagaki, *Chem. Rev.*, 2008, **108**, 2265–2299; (d) J.-i. Yoshida, *Chem. Commun.*, 2005, 4509.
- 16 E. J. Horn, B. R. Rosen and P. S. Baran, *ACS Cent. Sci.*, 2016, **2**, 302–308.
- 17 (a) M. B. Plutschack, B. u. Pieber, K. Gilmore and P. H. Seeberger, *Chem. Rev.*, 2017, DOI: 10.1021/acs.chemrev.7b00183; (b) K. Watts, A. Baker and T. Wirth, *J. Flow Chem.*, 2015, **4**, 2–11.
- 18 For selected reports on electrochemistry in flow, see: (a) C. Gütz, A. Stenglein and S. R. Waldvogel, *Org. Process Res. Dev.*, 2017, **21**, 771–778; (b) R. A. Green, K. E. Jolley, A. A. M. Al-Hadedi, D. Pletcher, D. C. Harrowven, O. De Frutos, C. Mateos, D. J. Klauber, J. A. Rincón and R. C. D. Brown, *Org. Lett.*, 2017, **19**, 2050–2053; (c) R. Green, R. Brown and D. Pletcher, *J. Flow Chem.*, 2015, **5**, 31–36; (d) K. Arai, K. Watts and T. Wirth, *ChemistryOpen*, 2014, **3**, 23–28; (e) K. Arai and T. Wirth, *Org. Process Res. Dev.*, 2014, **18**, 1377–1381; (f) M. A. Kabeshov, B. Musio, P. R. D. Murray, D. L. Browne and S. V. Ley, *Org. Lett.*, 2014, **16**, 4618–4621; (g) G. P. Roth, R. Stalder, T. R. Long, D. R. Sauer and S. W. Djuric, *J. Flow Chem.*, 2013, **3**, 34–40; (h) R. Stalder and G. P. Roth, *ACS Med. Chem. Lett.*, 2013, **4**, 1119–1123; (i) K. Watts, W. Gattrell and T. Wirth, *Beilstein J. Org. Chem.*, 2011, **7**, 1108–1114; (j) B. Ahmed-Omer, J. C. Brandt and T. Wirth, *Org. Biomol. Chem.*, 2007, **5**, 733–740; (k) M. Küpper, V. Hessel, H. Löwe, W. Stark, J. Kinkel, M. Michel and H. Schmidt-Traub, *Electrochim. Acta*, 2003, **48**, 2889–2896.
- 19 For the oxidation of sulfides using hydrogen peroxide or ozonolysis in flow, see: (a) S. Doherty, J. G. Knight, M. A. Carroll, J. R. Ellison, S. J. Hobson, S. Stevens, C. Hardacre and P. Goodrich, *Green Chem.*, 2015, **17**, 1559–1571; (b) M. Irfan, T. N. Glasnov and C. O. Kappe, *Org. Lett.*, 2011, **13**, 984–987; (c) R. Maggi, S. Chitsaz, S. Loebbecke, C. G. Piscopo, G. Sartori and M. Schwarzer, *Green Chem.*, 2011, **13**, 1121; (d) T. Noguchi, Y. Hirai and M. Kiriara, *Chem. Commun.*, 2008, 3040.
- 20 For some selected papers concerning electrochemical oxidations, see: (a) Y. Kawamata, M. Yan, Z. Liu, D.-H. Bao, J. Chen, J. T. Starr and P. S. Baran, *J. Am. Chem. Soc.*, 2017, **139**, 7448–7451; (b) E. J. Horn, B. R. Rosen, Y. Chen, J. Tang, K. Chen, M. D. Eastgate and P. S. Baran, *Nature*, 2016, **533**, 77–81; (c) B. R. Rosen, E. W. Werner, A. G. O'Brien and P. S. Baran, *J. Am. Chem. Soc.*, 2014, **136**, 5571–5574; (d) A. G. O'Brien, A. Maruyama, Y. Inokuma, M. Fujita, P. S. Baran and D. G. Blackmond, *Angew. Chem., Int. Ed.*, 2014, **53**, 11868–11871; (e) C. Edinger and S. R. Waldvogel, *Eur. J. Org. Chem.*, 2014, 5144–5148; (f) A. de León, J. García-Antón, J. Ros, G. Guirado, I. Gallardo and J. Pons, *New J. Chem.*, 2013, **37**, 1889; (g) R. Horcajada, M. Okajima, S. Suga and J.-i. Yoshida, *Chem. Commun.*, 2005, 1303; (h) D. Vasudevan, *J. Appl. Electrochem.*, 2000, **30**, 1299–1302; (i) R. C. Duty, I. Sahni



- and R. Roark, *Phosphorus, Sulfur Silicon Relat. Elem.*, 1996, **116**, 9–14; (j) J. P. Desmarquest, *France Pat.*, FR 208670019720204, 1971.
- 21 B. Beverskog and I. Puigdomenech, *Corros. Sci.*, 1996, **38**, 2121–2135.
- 22 M. Fleischmann and D. Pletcher, *RIC Rev.*, 1969, **2**, 87.
- 23 (a) K. P. L. Kuijpers, M. A. H. van Dijk, Q. G. Rumeur, V. Hessel, Y. Su and T. Noël, *React. Chem. Eng.*, 2017, **2**, 109–115; (b) J. Zhang, K. Wang, A. R. Teixeira, K. F. Jensen and G. Luo, *Annu. Rev. Chem. Biomol. Eng.*, 2017, **8**, 285–305; (c) Y. Su, K. Kuijpers, V. Hessel and T. Noël, *React. Chem. Eng.*, 2016, **1**, 73–81.
- 24 A. Guenther, K.-H. Mohrmann, M. Stubbe and H. Ziemann, *Germany Pat.*, DE3516630, 1986.
- 25 W. S. Jenks, N. Matsunaga and M. Gordon, *J. Org. Chem.*, 1996, **61**, 1275–1283.
- 26 (a) A. Talla, B. Driessen, N. J. W. Straathof, L.-G. Milroy, L. Brunsveld, V. Hessel and T. Noël, *Adv. Synth. Catal.*, 2015, **357**, 2180–2186; (b) C. Bottecchia, N. Erdmann, P. M. A. Tijssen, L. G. Milroy, L. Brunsveld, V. Hessel and T. Noël, *ChemSusChem*, 2016, **9**, 1781–1785.
- 27 C. Adouama, R. Keyrouz, G. Pilet, C. Monnereau, D. Gueyrard, T. Noël and M. Médebielle, *Chem. Commun.*, 2017, **53**, 5653–5656.

