


Soft Matter

rsc.li/soft-matter-journal



ISSN 1744-6848



PAPER

Matej Praprotnik, Rafael Delgado-Buscalioni *et al.*
Deciphering the dynamics of star molecules in shear flow



Cite this: *Soft Matter*, 2017, 13, 4971

Deciphering the dynamics of star molecules in shear flow

Jurij Sablič,^a Matej Praprotnik ^{*ab} and Rafael Delgado-Buscalioni ^{*cd}

This work analyses the rotation of star polymers under shear flow, in melts, and in good solvent dilute solution. The latter is modeled by single molecule Brownian hydrodynamics, while melts are modeled using non-equilibrium molecular dynamics in closed (periodic) boxes and in open boundaries. A Dissipative Particle Dynamics (DPD) thermostat introduces pairwise monomer friction in melts at will, in directions normal and tangent to the monomer–monomer vectors. Although tangential friction is seldom modeled, we show that it is essential to control hydrodynamic effects in melts. We analyze the different sources of molecular angular momentum in solution and melts and distinguish three dynamic regimes as the shear rate $\dot{\gamma}$ is increased. These dynamic regimes are related with the disruption of the different relaxation mechanisms of the star in equilibrium. Although strong differences are found between harmonic springs and finitely extensible bonds, above a critical shear rate the star molecule has a “breathing” mode with successive elongations and contractions in the flow direction with frequency Ω . The force balance in the flow direction unveils a relation between Ω and the orientation angle. Using literature results for the tumbling of rings and linear chains, either in melt or in solution, we show that the relation is general. A different “tank-treading” dynamics determines the rotation of monomers around the center of mass of the molecule. We show that the tank-treading frequency does not saturate but keeps increasing with $\dot{\gamma}$. This is at odds with previous studies which erroneously calculated the molecular angular frequency, used as a proxy for tank-treading.

Received 21st February 2017,
Accepted 26th May 2017

DOI: 10.1039/c7sm00364a

rsc.li/soft-matter-journal

1 Introduction

After the pioneering theoretical work by Grest *et al.*¹ in 1989, the interest in star polymers in applied and fundamental science² has been steadily growing, with theoretical^{2,3} and experimental contributions.⁴ More recently, the field is flourishing (see citations in ref. 5 and 6) with new simulations under shear flow,^{6,7} response under oscillatory perturbation,⁸ experiments to elucidate their rich spectra of relaxation times⁵ and studies to elucidate their dual behavior, between polymer and particles.⁹ Star polymers consist of several linear polymeric chains attached to a central monomer.² They behave like linear chains if the number of arms or functionality f is small (a linear chain has $f = 2$) while they tend to be colloid-like for large f .^{2,5,9,10} The role of the arm length m has been more recently

highlighted^{5,9} to be one of the relevant parameters of such polymer-colloid crossover, showing that short-arm dynamics in stars with $f > 6$ leads to cooperative relaxation, and different rheological properties than long-armed stars, where entanglements are relevant.

Star polymers have a wide range of technical applications such as medical and pharmaceutical applications, wetting, lubrication, coating, binders in toners for copying machines, oil industry, *etc.*¹¹ The synthesis of monodisperse (in number of arms and degree of polymerisation) star molecules, such as polyisoprene and polybutadiene, by anionic polymerisation enabled the experimental study of static as well as collective and single-molecule dynamic properties of these substances using various microscopic techniques.^{2,5,11}

However, the number of theoretical studies and simulations of star molecules under shear flow is scarce. Gompper's group has published several papers on the dynamics of star molecules in a sheared solution using the multiparticle collision dynamics (MCD). Ripoll *et al.* studied individual star molecules with $f \in [5,50]$ and $m = 30$ under shear flow³ and then Singh *et al.* conducted a study of dilute to semidilute solution ranging from $c = 0.19c^*$ to $c \sim 2.5c^{*12,13}$ (here, c^* is the overlap concentration). More recently, Xu and Chen⁷ have presented a numerical study of star polymers with a range of functionality

^a Department of Molecular Modeling, National Institute of Chemistry, Hajdrihova 19, SI-1001 Ljubljana, Slovenia. E-mail: praprot@cm.m.ki.si

^b Department of Physics, Faculty of Mathematics and Physics, University of Ljubljana, Jadranska 19, SI-1000 Ljubljana, Slovenia

^c Departamento Física Teórica de la Materia Condensada, Universidad Autónoma de Madrid, Campus de Cantoblanco, E-28049 Madrid, Spain. E-mail: rafael.delgado@uam.es

^d Condensed Matter Physics Center, IFIMAC, Campus de Cantoblanco, E-28049 Madrid, Spain



$f \in [3,60]$ and $m = 20$ in melts under shear, and Yamamoto *et al.* have revisited the problem of sheared star polymers in solution.¹⁴

At large enough shear rates, any measure of the polymer extension in the flow plane reveals the onset of alternating extensions and contractions of the molecule, typically analyzed from the cross correlation of the molecular elongations in the flow and gradient directions $C_{XY}(t)$.^{15,16} This behavior is quite general and it has also been studied in linear chains (either free^{17,18} or tethered¹⁶) and in polymer rings under shear.^{15,19} But how these signals are interpreted as motion depends on the molecule's architecture. Clearly, in shear flow, a rigid ellipsoid tumbles (turns around) with a precise frequency.²⁰ A linear flexible chain also tumbles because one can assign a "head" and a "tail" and precisely determine a tumbling event (a turn around). However, this is not possible in star polymers and the determination of one tumbling event becomes somewhat arbitrary. A possible criterion is a zero crossing of the molecule's orientation θ evaluated from its gyration tensor, as it was done for ring polymers¹⁵ where tumbling and tank-treading seem to coexist.¹⁵ Although a similar study has not been performed in the case of star molecules, for this architecture a discussion on the transition from tumbling to tank-treading dominated dynamics^{7,13} seems somewhat artificial. In any case, star molecules do not (or seldom) "tumble" but rather keep their flow orientation angle more or less stable, while the arm monomers rotate around the molecule's CoM following a sort of "tank-treading" motion. The term tank-treading was invented to describe the dynamics of soft visco-elastic objects (*e.g.* red-blood cells) which rotate with frequency $\omega_R \propto \dot{\gamma}$ around their center of mass (CoM) but without tumbling, *i.e.* without essentially altering their orientation against the flow direction.²¹⁻²³ Later, this term was extrapolated to star polymers.³ To determine the rotation of the monomers around the CoM previous works have used the molecular angular momentum L as a proxy for the angular frequency ω .²⁴ This route is based on the rigid-body relation $L = J\omega_L$ and involves the inertia tensor J . The instantaneous rotation frequency would be strictly that of a rigid-body having the instantaneous configuration of the polymer, then one averages over configurations to obtain $\langle \omega \rangle$.²⁴ This analogy still makes sense for a linear chain²⁴ which, after all, tumbles like a rigid body does (but certainly with different frequency and dynamics). In the case of star molecules, Ripoll *et al.*³ and subsequent works^{12,13} also measured ω_L and report that, in dilute and semidilute solutions, it reaches a plateau ($\omega_L \rightarrow \text{const.}$) at large shear rates. In melts, Xu *et al.*⁷ recently reported $\omega_L \sim \dot{\gamma}^\alpha$ where $\alpha \in [0.5 - 0.75]$ increases with the functionality $f \in [3,60]$. These works assign ω_L to the tank-treading frequency ω_R or, in other words, assume that $\omega_R = \omega_L$. However, if star molecules do not tumble (but rather keep their orientation stable), is it still judicious to interpret ω_L as the frequency of the monomer's rotation around the molecule's CoM? Moreover, the tank-treading frequency in vesicles scales linearly with the shear rate²¹ instead of saturating to a constant shear-independent value. We believe these questions should be revised. Chen *et al.*^{15,19} also used MCD simulations in an attempt to discern tank-treading in

ring polymers. They conclude that ring chains mostly tumble at large shear rates but have a significant probability to tank-tread ($P_{\text{tt}} \simeq 0.2$) with a frequency $\omega_R \sim \dot{\gamma}^{0.6}$. They obtain ω_R from the time correlation of the angle between the CoM-monomer direction and the direction of the chain tilt in flow. This measure captures the individual monomer rotation more precisely. Interestingly, Chen *et al.* found that tumbling and tank-treading scale similarly with $\dot{\gamma}$.

Aside from this tank-treading or monomer rotation about the molecule's CoM, another collective motion is observed in star molecules: the overall shape of the star fluctuates in time indicating alternating extensions and contractions with concomitant fluctuations in the instantaneous tilt angle. Following the vesicle dynamics analogy, these would correspond to "breathing" and "swinging" motions,^{22,23} rather than tumbling. In the case of stars, we have seen that breathing and swinging (tilt fluctuations) have the same origin. We will use the term "breathing" to indicate global molecular expansion/contraction cycles, which are different from tank-treading dynamics. The relation between the breathing frequency (or tumbling in ring and linear chains) Ω and the molecular architecture is also a question that has been posed in the literature.¹⁵ Do ring, linear, and star polymers fluctuate in extension in essentially different ways due to their different form? We present a general argument based on the average force balance in the flow direction, showing that the compression/expansion frequency is just determined by the ratio of average molecular extensions in the flow and gradient directions. Thus, the physical origin of tumbling in linear chains and rings and that of "breathing" in stars are the same, and the difference is almost a question of nomenclature. The gradient-to-flow ratio of average extensions is closely related to the tilt angle θ , which decreases with $\dot{\gamma}$ and depends on the environment (solution quality), bond type (the harmonic *versus* the FENE) and hydrodynamics, being also quite different in melts.⁷ Thus, for the expansion/contraction frequency, differences in the environment and bond type are more determinant than the architecture.

Another question that this work treats concerns the role of friction in melts. Comparison between single molecules in solution and melts led us to the conclusion that tangential friction enhances the hydrodynamic character of the melt. We checked the "microscopic" origin of such coincidence and found that tangential friction increases the screening length of momentum spreading in the melt. This observation strengthens the message that friction should be an essential part of any coarse-graining model of polymer melts,^{6,25} and not just a way to extract heat from a non-equilibrium simulation.

We start by presenting the methods used in Section 2 and calibrate the models' relaxation times in equilibrium in Section 2.1. Then, in Section 3, we present the results on the molecular orientation angle θ in flow. Sections 4 and 5 present an analysis of the molecule's breathing frequency Ω and the "rotation" frequency ω_L . Comparison of both frequencies leads to a discussion of the dynamic regimes in Section 6. Although we defer the study of the tank-treading frequency for future work,



in Section 6.2, we show that, contrary to the common assumption, ω_L does not represent the “tank-treading” frequency. This observation leads to our concluding remarks in Section 7.

2 Setup and simulation details

We consider star polymers under a shear flow along the direction-1, which varies over the gradient direction-2. The mean flow velocity is $\mathbf{v}_{\text{flow}} = \dot{\gamma}x_2\mathbf{e}_1$, where $\dot{\gamma}$ is the shear rate and \mathbf{e}_1 is the unit vector in the flow direction. The vorticity of the mean flow points in the direction-3, sometimes called the neutral direction. The star polymers have a central monomer connected with a number of arms f , each arm having m monomers. The total number of monomers of a single chain is $N = fm + 1$. The polymer model (monomer sizes and bond distances in equilibrium) is taken from ref. 25. In all cases, we model excluded volume interactions between monomers by the repulsive Weeks–Chandler–Anderson (WCA) potential. We shall use $\sigma_r = 1$ and $\varepsilon_r = 1$ as length and energy units. In these units, the WCA parameters are $\sigma = 2.415$ as diameter and $\varepsilon = 1$ as the energy parameter. Melt simulations are carried out at $k_B T = 4$ (*i.e.* $\varepsilon = 0.25k_B T$). The equilibrium distance between non-central monomers is $r_{ij}^{\text{eq}} = 2.77$ and the equilibrium distance between the central monomer and the first monomer of an arm is $r_{ij}^{\text{eq}} = 3.9$. Bond interactions are constructed with harmonic springs with stiffness $k_0 = 20.0\varepsilon/\sigma_r^2$ and also consider finitely extensible bonds, using the finite extensible nonlinear elastic (FENE) potential bonds. The spring constant parameter of the FENE potential equals the spring constant stiffness of the harmonic one and the maximum length of the bond is set to $r_{\text{max}} = 1.5r_{ij}^{\text{eq}}$.

Hydrodynamic interactions (HI) between monomers in dilute solution (single chain limit) are introduced implicitly, using a standard Brownian hydrodynamic scheme (overdamped Langevin dynamics) equipped with the Rotne–Prager–Yamakawa mobility matrix.^{26,27} The hydrodynamic radius of each monomer is set to $a = 0.5\sigma$ and the Fixman’s method is used to approximate the square root of the mobility appearing in the noise term of the overdamped Langevin equation.²⁷ The monomer diameter σ and WCA energy ε are the same as in melt simulations. The time integration scheme is explicit, using the Euler scheme with the time step 0.01τ . The viscosity is set to $\eta = 0.25$, the temperature $T = 4$, the monomer bare diffusion coefficient $D_0 = kT/\xi_m = 0.703$ with $\xi_m = 6\pi\eta a = 5.69$. In terms of the reference monomer diffusion time $\tau = a^2/D_0 = 2.07$, the time step is $dt = 0.01\tau$. Some of the simulations of single stars in solution are carried out without hydrodynamic interactions (mobility matrix set to a scalar), so as to clearly observe HI effects by comparison. In solution, HI are long ranged ($1/r$) and induce an Oseen-like perturbative back-flow which is superimposed onto the mean shear. In particular, under shear, HIs expand the chain in the neutral direction and tend to reduce its extension along the flow direction. We shall see that the latter effect has consequences in its rotation dynamics.

In the melt, hydrodynamics arises from the fully resolved, momentum conserving, molecular dynamics (MD). In melts,

hydrodynamic interactions are exponentially screened;²⁸ however, we shall see that the back-flow exists and also introduces inter-chain interactions; its shape crucially depends on the monomer–monomer friction forces. In fact, an essential part of a coarse-grained model, like the present one, requires implementation of friction forces between monomers. Here, such friction is introduced in a pair-wise fashion by a DPD thermostat so as to preserve momentum conservation. We consider two pair-wise friction models: one where friction acts only along the vector joining two monomers (normal friction) and another model adding friction also along the perpendicular direction (tangential friction). These generalized DPD thermostats were initially developed by Español²⁹ and then used in ref. 6, 30 and 31. Their relevance in coarse-graining modeling was justified from rigorous bottom-up theory by Hijon *et al.*²⁵ The DPD thermostat used in this work is explained in ref. 6 and here we just recall the relevant details. In units of m_0/τ_0 (where $m_0 = 1$ is the monomer mass and $\tau_0 = \sigma_r(m_0/\varepsilon_r)^{1/2}$ is the reference time), the normal friction coefficient γ_{\parallel} and the tangential one γ_{\perp} are $\gamma_{\parallel} = 1.0$ and $\gamma_{\perp} = 0$ for normal friction and $\gamma_{\parallel} = 1.0$ and $\gamma_{\perp} = 1.0$ for the tangential friction case. In both models, the friction coefficient is constant within a cut-off distance R_{DPD} (we used $2^{7/6}\sigma$ and $1.5 \times 2^{1/6}\sigma$) and vanishes beyond (*i.e.* Heaviside friction kernel).

Melt simulations are performed in a closed periodic environment using the SLLOD dynamics and Lees–Edwards boundary conditions and also in an open (non-periodic) environment using Open Boundary Molecular Dynamics (OBMD).³² In the OBMD setup, the simulation box is open in at least one direction. The system can thus exchange mass with the surroundings. Moreover, OBMD also enables the imposition of the external boundary conditions (*e.g.* constant normal load and shear flow) on the system, without the modification of Newton’s equations of motion. We refer to ref. 6 for a comparison between these two boundary conditions in terms of rheological properties and pressure–density relations. In melt simulations, the box is $390 \times 117 \times 117\sigma_r^3$ and the $f = 12$, $m = 6$ star polymers occupy a volume fraction of $\Phi = 0.2$, corresponding to a molecular concentration above overlapping $c = 1.42c^*$, where $c^* = (4\pi R_g^3)^{-1}$ and the gyration radius $R_g = 7.65$ (recall that the monomer WCA diameter is $\sigma = 2.415$). The equations of motion are integrated by the velocity-Verlet algorithm with time step $0.01\tau_0$ for small and moderate shear rates, and $0.005\tau_0$ for high shear rates.

Table 1 summarizes the models considered in this work.

2.1 Thermodynamic equilibrium

The different models, in Table 1, are compared by modeling star polymers with $f = 12$ arms and $m = 6$ monomers per arm. We also briefly consider the dependence on the arm length in the case of stars with harmonic springs in solution, using $f = 12$ and $m = 3, 6, 11$. Our results are consistent with theoretical scaling for star molecule size in equilibrium.^{1,12} The gyration radius in equilibrium is consistent with the expected scaling $R_g^2 = b^2 m^{2\nu} f^{1-\nu}$ with the excluded volume Flory exponent $\nu = 0.58$. The effective bond distance results to be



Table 1 Acronyms of the different chain models in melt and solution. System: M denotes melt and S solution; bonds: H denotes the harmonic springs and F the FENE bonds. Friction (in melt cases) N denotes normal and T tangential friction (the amplitude of the DPD Heaviside-kernels for friction is indicated as $R_{\text{cut-DPD}}$ with $\sigma_0 \equiv 2^{1/6}\sigma$). Mobility (in solution) with hydrodynamic interactions (+HI) or without (−HI). In melt, all cases correspond to $f = 12$ and $m = 6$, while in solution, the last column indicates the star arms and bead per arm studied

Melt (M)	Bonds	Boundaries	Friction
MN-op	Harmonic	Open	$\gamma_{\parallel} = 1.0, \gamma_{\perp} = 0.0; R_{\text{DPD}} = 1.5\sigma_0$
MN-cl	Harmonic	Closed	$\gamma_{\parallel} = 1.0, \gamma_{\perp} = 0.0; R_{\text{DPD}} = 1.5\sigma_0$
MT-op	Harmonic	Open	$\gamma_{\parallel} = \gamma_{\perp} = 1.0; R_{\text{DPD}} = 2\sigma_0$
MT-cl	Harmonic	Closed	$\gamma_{\parallel} = \gamma_{\perp} = 1.0, R_{\text{DPD}} = 2\sigma_0$

Solution (S)	Bonds	Interactions	f - m
SH+HI	Harmonic (H)	Hydrodynamics (+HI)	12-3; 12-6; 12-11
SH-HI	Harmonic	No-hydrodynamics (−HI)	12-6
SF+HI	FENE (F)	Hydrodynamics	12-6

$b = 1.85$ for $m = 3$ while it is consistently closer for longer arms ($m = 6$ and $m = 11$), *i.e.* 1.76 and 1.75, respectively.

Star polymers have several relaxation mechanisms,¹ which are still under debate.⁵ We consider three main relaxation mechanisms, which determine the rotation of the whole molecule τ_{rot} , the single-arm length decorrelation τ_{arm} , and the arm–arm decorrelation τ_{dis} . The latter time has also been called disentanglement time; however in this work, the arms are short and entanglements are negligible. In fact, τ_{dis} is more properly related to the collective or coordinated motion of the arms, which is known to be enhanced in stars with short arms.⁵ The time correlation of these mechanisms is expressed in eqn (1)–(3). And their characteristic times can be estimated from the integral of the corresponding normalized autocorrelation function (ACF), *via* $\tau_A = \int_0^{\infty} C_A(t) dt$:

$$C_{\text{arm}}(t) = \frac{\sum_i \langle R_i(t)R_i(0) - \langle R_i \rangle^2 \rangle}{\sum_i \langle R_i^2 \rangle - \langle R_i \rangle^2} \text{ Arm extension,} \quad (1)$$

$$C_{\text{rot}}(t) = \frac{\sum_i \langle \mathbf{R}_i(t) \cdot \mathbf{R}_i(0) \rangle}{\sum_i \langle R_i^2 \rangle} \text{ Rotational diffusion,} \quad (2)$$

$$C_{\text{dis}}(t) = \frac{1}{f(f-1)} \sum_{\substack{i,j=1 \\ i \neq j}}^f \langle [\mathbf{R}_i(0) \cdot \mathbf{R}_j(0)] [\mathbf{R}_i(t) \cdot \mathbf{R}_j(t)] \rangle \quad (3)$$

Arms “disentanglement”.

In these equations, \mathbf{R}_i represents the center-end vector of arm i and R_i its length. The indexes i and j are indices of different arms within the same polymer running from $i = \{1, f\}$. In equilibrium, the characteristic times correspond to the relaxation process¹ and their values are given in Table 2.

In the case of SH+HI stars, the rotational diffusion for different arm lengths scales like $\tau_{\text{rot}} \simeq \sigma^3 m^{1.65}$. This exponent is consistent but a bit smaller than $3\nu = 1.74$, which would result from the relation $\tau_r = R_g^2/D_{\text{rot}} \sim R_g^3 \sim m^{3\nu}$ and $D_{\text{rot}} \sim k_B T / (\eta R_g)$ the rotation diffusion coefficient.

We now define the Weissenberg number for our molecules. Following the standard protocol, we use the longest relaxation

Table 2 The different molecular relaxation times: rotational τ_{rot} , elastic (arm extension) τ_{arm} and arm disentanglement relaxation times τ_{dis} . The model acronym are explained in Table 1. (f - m) indicates the number of arms and monomers per arm (e.g. 12-6)

System	τ_{rot}	τ_{arm}	τ_{dis}
MT, 12-6	700 ± 40	60 ± 6	390 ± 10
MN, 12-6	59 ± 5	3 ± 1	33 ± 2
SH+HI, 12-3	95 ± 10	10 ± 1	67 ± 6
SH+HI, 12-6	270 ± 20	20 ± 2	180 ± 20
SH+HI, 12-11	700 ± 70	55 ± 5	490 ± 50
SH-HI, 12-6	500 ± 30	25 ± 2	260 ± 20
SF+HI, 12-6	370 ± 30	11 ± 1	950 ± 90

time of the molecule (and quote it as τ_{rel}) to define the Weissenberg number as $Wi = \dot{\gamma}\tau_{\text{rel}}$. Here, $\dot{\gamma}^{-1}$ represents the time needed to deform a fluid element in shear flow, which is compared with the time needed for the polymer to relax back to its equilibrium shape. We warn, however, that the polymer relaxation time τ_{rel} does not have the same physical meaning in the case of harmonic and FENE stars. The stiffer arms of the FENE star present a much larger arm–arm decorrelation time τ_{dis} , compared with those observed in harmonic bonds (see Table 2). This large τ_{dis} is consistent with the enhanced cooperative motion of short arms recently discussed in ref. 5. Thus, we use $\tau_{\text{rel}} = \tau_{\text{dis}}$ for the FENE model while $\tau_{\text{rel}} = \tau_{\text{rot}}$ is used for harmonic bonds. This is the reason why in some of the graphs below the FENE model data are shifted towards larger values of Wi (about 3 times larger), compared with those cases modeled with harmonic springs. We also plot some of the graphs against $Wi_{\text{ROT}} = \tau_{\text{rot}}\dot{\gamma}$ to reveal this fact.

3 Molecular orientation, θ

The molecular orientation in the flow direction is a quite relevant parameter related to rheological properties³³⁻³⁵ and, as shown in the previous section, connected to the dynamics of the polymer. The average orientation with respect to the flow direction θ is a function of the gyration tensor components,

$$\tan(2\theta) = \frac{2G_{12}}{G_{11} - G_{22}}. \quad (4)$$

The molecular tilt θ has been studied in many works, mostly in linear chains^{17,18,36,37} but also in ring polymers¹⁵ and also in star polymers.^{3,12,13} A quite frequent scaling is $\theta \sim \dot{\gamma}^{-1/3}$, which can also be analytically obtained for a dumbbell in shear flow, using the Fokker–Planck equation (FPE) for its orientation.^{17,38}

Because the case of star molecules has been relatively less studied, the present results provide new insights into the important relation $\theta = \theta(Wi)$. These results are shown in Fig. 1 for both solution and melt, for which we have also analyzed the raw data in ref. 7. Let us first consider the polymer dilute solution. The first clear observation is that hydrodynamic's mutual drag forces tend to “compact” the monomers' distribution by increasing the flow-gradient coupling G_{12} , reducing $G_{11} - G_{22}$, and also increasing G_{33} (see below). This leads to larger tilt angles and larger orientational resistances $m_g = Wi \tan(2\theta)$. The



trend for θ with Wi is also seen to depend on the presence of HI and the type of bonds. In the case of SH+HI (hydrodynamics included) we observe $\theta \simeq Wi^{-1/3}$ for a broad range of $Wi > 1$. Under no-HI, we find $\theta \sim Wi^{-1/2}$. However, if the bonds are modeled by harmonic springs, above $Wi > 100$ cases with HI also converge to the $1/2$ exponent. This indicates that at large Wi HIs are reduced along with the increase of the average intermonomer distance (large molecular elongations). By contrast, in the FENE stars the trend is approximately $\theta \sim Wi^{-1/4}$ and it is comparatively less sensitive to hydrodynamics. The larger exponent is a consequence of the stronger excluded volume interactions (the FENE bonds make less compressible molecules).

In melts, the trend for θ is highly dependent on the number of arms, as revealed by analysis of the data presented in the recent work of Xu and Chen.⁷ Our results for $f = 12$ and $m = 6$ are consistent with these data (approximately $\theta \sim \dot{\gamma}^{-1/4}$). Singh *et al.*¹³ have also presented results for the molecular orientation θ of star polymers (with harmonic bonds) in dilute and semi-dilute solutions $c/c^* \in [0.2, 2.4]$ obtained by multiparticle collision dynamics (MCD) simulations. Their results fit into a master curve upon scaling the shear rate with a molecular relaxation time given by $\tau_{rel} = \phi(f)\tau_{arm}$, where $\phi(f) \sim f^{-2/3}$ is a

functionality dependent function (τ_{rel} is proportional to rotation relaxation). They found a scaling $\theta \sim Wi^{-0.43}$ at large shear rates, which is not quite different from that in Fig. 1 (top, in solution). We have verified that the data of Xu and Chen⁷ for melts (Fig. 1) do not obey this scaling law: their results for θ (or $\tan(2\theta)$) cannot be set in a master curve by scaling with the relaxation time. This disagreement might be due to solvent effects, although one might expect that a dense enough solution should converge to a melt. This disagreement indicates that further revision of the results for melts and dense solutions of star molecules in shear is needed. Another important conclusion is that the tilt angle in stars is very much dependent on hydrodynamics, excluded volume, bond stiffness and environment (solution or melts). Understanding how molecular orientation changes with the shear rate requires more detailed analyses which should incorporate force balances in the gradient and normal directions, taking into account all these contributions. Such analysis will be the subject of our future work.

4 Molecular angular momentum and its effective frequency

The angular momentum of the molecule with respect to its center of mass $\mathbf{L} = \sum_i (\mathbf{r}_i - \mathbf{r}_{cm}) \times m_i(\dot{\mathbf{r}}_i - \dot{\mathbf{r}}_{cm})$ has been considered as an important quantity to understand the molecule's dynamics under shear. Although for a soft and highly deformable molecule it is not clear how to connect \mathbf{L} with the monomer rotations around the molecule's center of mass (CoM), many works in the past have used decomposition of the monomer velocity based on the following form:

$$\dot{\mathbf{r}}_i = \dot{\mathbf{r}}_{cm} + \boldsymbol{\omega} \times (\mathbf{r}_i - \mathbf{r}_{cm}) + \tilde{\mathbf{v}}, \quad (5)$$

where \mathbf{r}_{cm} is the CoM of its molecule. In this decomposition, the rotational component of the monomer velocity around its center of mass is directly embedded into $\boldsymbol{\omega} \times (\mathbf{r}_i - \mathbf{r}_{cm})$ while the velocity $\tilde{\mathbf{v}}$ does not contribute to the angular momentum of the molecule (being related to vibrations, expansions and contractions). Eqn (5) leads to a "rigid body" interpretation of molecular rotation which has been commonly used²⁴ (and abused) in the description of soft bodies such as polymers. It is important, however, to stress that the rotation frequency ω represents the rotation of a rigid body having the instantaneous configuration of the molecule. In the simplest approach to such hypothetical rigid body rotation, the angular velocity of the monomers would be given by

$$\boldsymbol{\omega}_L = \mathbf{J}^{-1}\mathbf{L}. \quad (6)$$

where, like in ref. 24, the subscript indicates that $\boldsymbol{\omega}_L$ is the frequency obtained from the angular momentum \mathbf{L} using a rigid-body like assumption. In eqn (6), the tensor \mathbf{J} is the moment-of-inertia with respect to the center of mass,

$$\mathbf{J} = \sum_i m_i \{ [(\mathbf{r}_i - \mathbf{r}_{cm}) \cdot (\mathbf{r}_i - \mathbf{r}_{cm})] \mathbf{I} - (\mathbf{r}_i - \mathbf{r}_{cm}) \otimes (\mathbf{r}_i - \mathbf{r}_{cm}) \}, \quad (7)$$

with \mathbf{I} the 3×3 identity matrix.

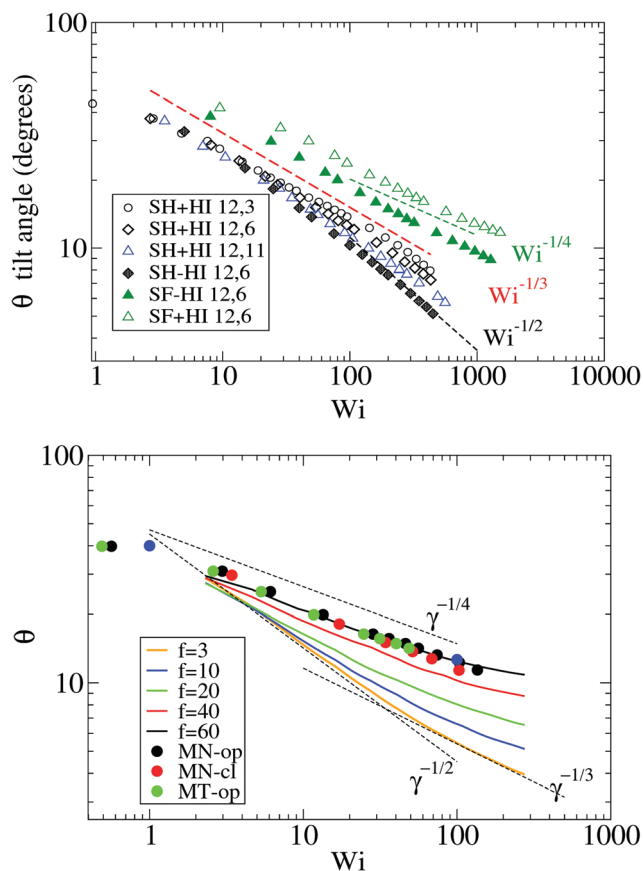


Fig. 1 The molecular orientation angle (in degrees) given by eqn (4) for stars in solution (top panel) and in melt (bottom panel). For melts, we compare our results with those of ref. 7. The longest relaxation time was not provided in ref. 7, but just the arm relaxation. For comparison, we multiply the shear rate in ref. 7 by 5500, which is about 10 times the arm elastic relaxation reported therein.



The average effective “rigid body” rotation frequency $\langle\omega_L\rangle$ can be obtained either from $\langle\omega_L\rangle = \langle\mathbf{J}^{-1}\mathbf{L}\rangle$ or from $\langle\mathbf{J}^{-1}\rangle\langle\mathbf{L}\rangle$. The average is a temporal average. As discussed by Aust *et al.*²⁴ for the case of linear chains, both evaluations are quite close, reflecting the scarce correlation between \mathbf{J} and \mathbf{L} . This has also been observed for stars.¹² We use the first one, but their differences were found to be negligible. In what follows, we will skip the brackets to alleviate notation and indicate that $\omega_L \rightarrow \langle\omega_L\rangle$. We are interested in the component of ω_L along the neutral (vorticity) direction $\omega_L^{(3)}$, as $\omega_L^{(1)} = \omega_L^{(2)} \simeq 0$. Therefore, we will write ω_L to indicate $\omega_L^{(3)}$.

The angular velocity ω_L for a single chain has been analyzed in many works,^{12,13,24,39–43} in the search for a connection between the chain structure and its dynamics. An approximate relation between ω_L and the components of the molecule’s gyration tensor (here $\mathbf{r}_i = x_{i,\alpha}\hat{\mathbf{e}}_\alpha$),

$$G_{\alpha,\beta} = \frac{1}{N} \sum_i \left\langle (x_{\alpha,i} - x_{\alpha}^{\text{cm}})(x_{\beta,i} - x_{\beta}^{\text{cm}}) \right\rangle, \quad (8)$$

can be easily obtained by decomposing the monomer velocity into two parts: the mean flow contribution $\mathbf{v}_i^{\text{flow}} = \dot{\gamma}x_{2,i}\mathbf{e}_1$ and an “excess” velocity \mathbf{v}_i^{ex} , which contains contributions from the intra-chain forces (monomer–monomer interaction), inter-chain forces, and hydrodynamic interactions. The total angular momentum of a molecule can thus be expressed as

$$\mathbf{L} = \sum_i (\mathbf{r}_i - \mathbf{r}_{\text{cm}}) \times m_i \mathbf{v}_i^{\text{flow}} + \sum_i (\mathbf{r}_i - \mathbf{r}_{\text{cm}}) \times m_i \mathbf{v}_i^{\text{ex}}. \quad (9)$$

Assuming pairwise mobility, the excess velocity can be written as $\mathbf{v}_i^{\text{ex}} = \sum_j \mathbf{M}(\mathbf{r}_{ij})\mathbf{F}_j$, where \mathbf{F}_j is the force acting on monomer- j .

The hydrodynamic contribution stems from the mutual mobility $\mathbf{M}_{ij} = \mathbf{M}(\mathbf{r}_{ij})$ with $i \neq j$, while (within the Rotne–Prager–Yamakawa approximation to the mobility^{26,27}) the self-mobility is just a scalar $M_{ii} = (6\pi\eta a)^{-1}$. Velocity contributions from self-mobilities include those coming from internal central forces, which preserve angular momentum and do not contribute to \mathbf{L} . The only relevant contributions to \mathbf{L} coming from excess velocities are due to hydrodynamic interactions and inter-molecular collisions, only present in melts (or dense solutions). Neglecting the contribution of the excess velocities in eqn (6) and using eqn (7) and (9) immediately leads to a simple relation between the angular velocity ω_L (here, indicating its component in the neutral direction) and the components of the gyration tensor $G_{\alpha,\beta}$,

$$\frac{\omega_G}{\dot{\gamma}} = \frac{G_{22}}{G_{11} + G_{22}}. \quad (10)$$

The prediction of eqn (10) has been noted as ω_G because it is based on the shape of the molecule *via* its gyration tensor. It corresponds to the tumbling (rotation) frequency of a rigid body whose shape is similar to the average shape of the molecule,

† As \mathbf{r}_i is a random variable its time derivative is not strictly defined and one should more properly use variations, like $\delta\mathbf{r}_i^{\text{ex}} = \sum_j \mathbf{M}(\mathbf{r}_{ij})\mathbf{F}_j\delta t$, over a certain time δt . We have verified, however, that the choice of δt does not modify the average values of angular momentum and rotation frequency.

having an angular momentum equal to the average \mathbf{L} given by the mean flow. We shall later stress that, at large shear rates, ω_L and ω_G completely fail in representing the real monomer rotation frequency around the molecule’s CoM. They are, however, interesting quantities because their difference (*i.e.* deviations between eqn (6) and (10)) is a measure of the relevance of the sources of angular momentum not coming from the mean flow: *i.e.* angular momentum introduced by inter-molecular interactions and hydrodynamic couplings. In this work, the first source is present in melts while the second is analyzed from single molecules (dilute solution).

From its very derivation, ω_G in eqn (10) should be equal to ω_L in eqn (6) if polymer–polymer friction and hydrodynamic couplings between monomers were absent (free draining or Rouse regime). However, $\omega_G \simeq \omega_L$ also holds in the case of linear chains in solution with hydrodynamics.²⁴ And, as shown in Fig. 2, we also observe an excellent agreement between ω_G and ω_L in the case of sheared star polymers in solution. This indicates that hydrodynamic interactions do not seem to directly contribute to the molecular angular momentum. Note, however, that HIs indirectly modify ω_L because they modify the gyration tensor $G_{\alpha\alpha}$ (see eqn (10)). In particular, the effective (rigid body) rotation is faster when HIs are activated [see Fig. 2(a)] because the molecule is made shorter in the flow direction (smaller G_{11}). This fact [shown in Fig. 3(a)] is due to the increased monomer friction induced by mutual hydrodynamic interactions. The other effect of HIs on the molecular shape is to increase its dimension in the vorticity direction G_3 (see Fig. 3). This is due to the carrier fluid incompressibility, a condition which is present in the Oseen mobility tensor. However, the expansion in the neutral direction has no direct consequence in the rotation dynamics.

A systematic, although small, increase in the deviation of ω_G and ω_L is observed in passing from a purely Brownian polymer (without HI) to the same molecule (the harmonic bonds) with HI. This can be seen in Fig. 2(d), where we plot the relative deviation $\Delta_\omega \equiv (\omega_L - \omega_G)/\omega_L$ for $Wi \sim 30$. In the SH–HI case (harmonic bonds and no HI), one expects $\omega_L = \omega_G$, so the value of Δ_ω might reflect the noise contribution; meanwhile, cases with HI show small deviations, yet above this noise level. The somewhat smaller deviation found for the FENE bonds (SF+HI), compared with the harmonic ones (SH+HI), might be consistent with the stiffer (more rigid-like) molecular structure although, admittedly, this is a hand-waving argument.

The case of melts is illustrated in Fig. 2(b). We observe that the effective rotation of molecules with added tangential friction (*via* the DPD thermostat, see above and ref. 6) is faster than that of molecules with just normal friction. In ref. 6, it was also shown that tangential friction has some measurable effect on the polymer rheology: tangential friction contributes to decrease the melt viscosity at similar Wi (a counter-intuitive effect related to the reduction of the monomer kinetic stress when tangential friction is added). The present observation for ω_L speed-up goes in the same line. Interestingly, the trend for tangential friction [MT in Fig. 2(b)] resembles the trend obtained in solution with hydrodynamics, while the MN



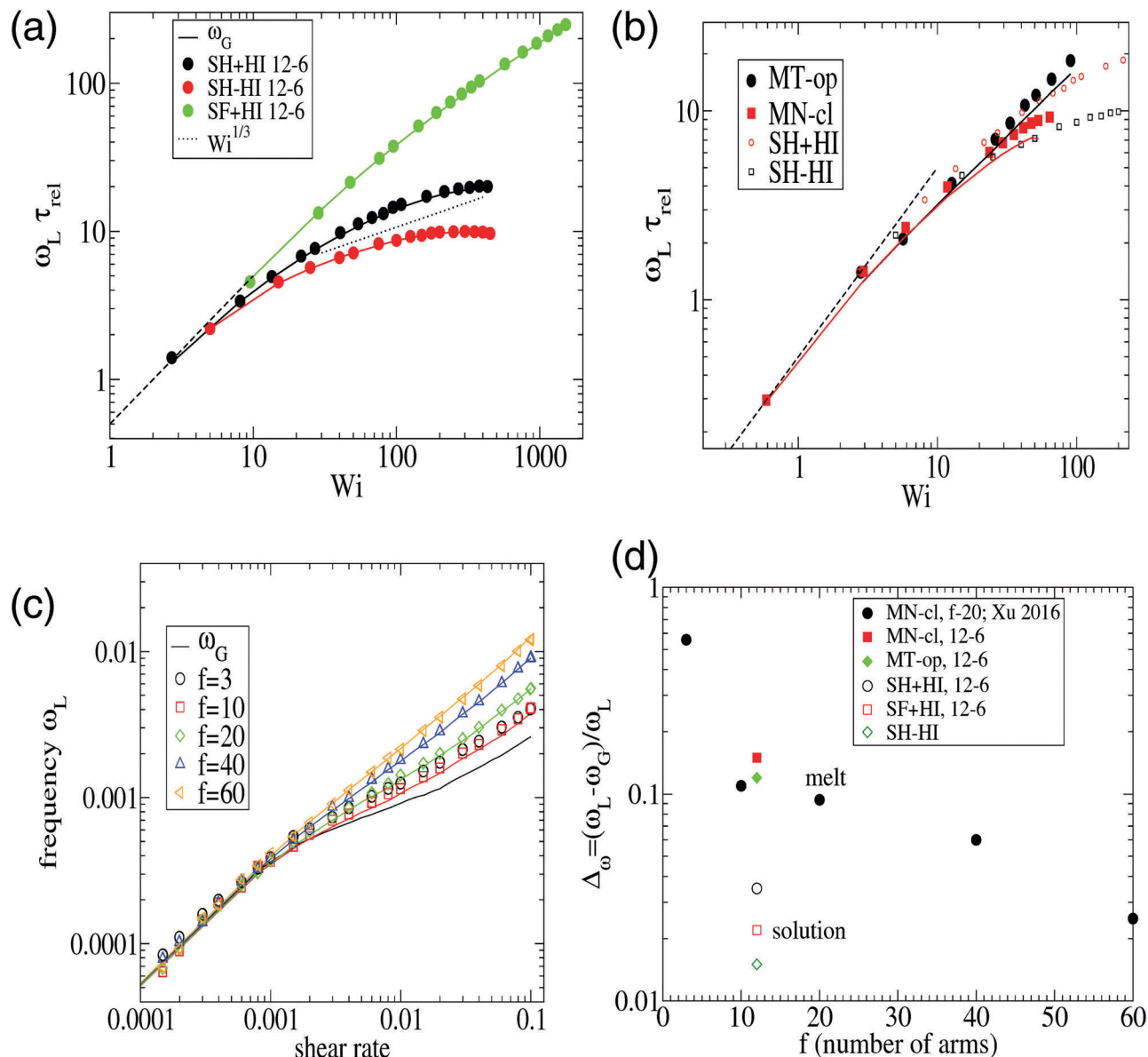


Fig. 2 The frequency ω_L defined in eqn (6) compared with that of eqn (10). Panel (a) corresponds to star polymers in solution, and the results corresponding to the melt are shown in (b) and (c). In (a–c), the symbols correspond to ω_L and the lines to $\omega_G \equiv \dot{\gamma} G_{22}/(G_{11} + G_{22})$. Panel (b) corresponds to our results for $[f, m] = [12, 6]$ stars in the melt (polymer volume fraction $\phi = 0.2$ and $T = 4\epsilon$) (the trends for the same star in solution have been included for comparison). Panel (c) corresponds to the results of Xu and Chen⁷ for melts of stars with different number of arms f and arm length $m = 20$. Panel (d) compares the relative difference $\Delta_\omega = (\omega_L - \omega_G)/\omega_L$ obtained at large shear rates ($Wi \sim 30$) for different cases in solution and melt.

(normal friction) case seems to follow the no-HI trend in solution. Motivated by this coincidence, we revise the trend for the eigenvalues of the gyration tensor in solution (with and without HI) and melt (with normal and tangential friction). Such comparisons can be analyzed in Fig. 3(a)–(c). Interestingly, the dominant eigenvalue of G (approximately the extension in the flow direction, G_1) becomes smaller if tangential friction is added, but this is similar to what the HI induce in a dilute solution. In melts, tangential friction also increases the extension of the molecules in the vorticity direction G_3 , and the molecules breath in the “gradient” direction G_2 . And this is exactly what the mutual hydrodynamic mobility brings up in

solution, as seen in Fig. 3(a) and (b) (note that the HI-induced increase of G_2 is particularly relevant for the FENE bonds).

Is there any mechanical justification for such coincidence between HIs in solution and tangential friction in melts? To inspect this issue, we calculate the mutual mobility between molecules in the melt by evaluating the ensemble average of the relative velocity between a tagged molecule 1 and another one “i” at a relative position \mathbf{R}_{1i} . This is, $\langle \mathbf{V}_{1i} \rangle_{\mathbf{R}_{1i}}$, with $\mathbf{V}_{1i} = \mathbf{V}_i - \mathbf{V}_1$ the relative center of mass velocities. The result for a case in equilibrium (no shear flow) is shown in Fig. 4. We see that the mutual (molecular) mobility is more “hydrodynamic like” if tangential friction is present leading to larger screening



distances (about a factor two). The larger hydrodynamic coupling between molecules is the reason for the faster rotation in melts with added tangential-monomer-friction.

In melts, inter-chain collisions leading to friction forces introduce a significant amount of angular momentum to each star which reflects in a deviation of ω_L from ω_G . The intermolecular drag contributes to fasten up the effective rotation frequency ω_L with respect to the mean flow approximation ω_G . One expects that such difference $\Delta_\omega > 0$ should be reduced in compact stars (large f) because of the reduction of the surface-to-volume ratio, while being larger in melts of linear chains. In passing, we note that such inequality $\Delta_\omega > 0$ is also observed in solution, see Fig. 2(d). As Fig. 2(b) illustrates, the deviation between ω_G (lines) and ω_L (filled symbols) increases with the shear rate, which is to be expected, due to increasing intermolecular friction. An interesting point is that Δ_ω does not substantially depend on tangential friction. We could extract another interesting conclusion by analyzing the data presented in a recent work by Xu and Chen⁷ on star polymer melts. The results, presented in Fig. 2(c) and (d), permit us to further explore the implications of eqn (10) for architectures with increasing “compactness”, in terms of number of arms f and arm length m . Stars are known to behave like colloids in the limit of large functionality f and transit to “polymeric” behavior for small f . As expected, the values of Δ_ω obtained for $Wi \sim 30$ in melts indicate an increasing deviation ($\Delta_\omega > 0$) for small f , as the stars become more polymer-like and less colloid like. Even with f as few as 10, the relative deviation Δ_ω remains at just about ten percent, while for $f = 3$, it suddenly jumps to more than 50 percent. Interestingly, the value of f , where this jump takes place ($f \approx 6$), is consistent with that reported in recent work on the transition from polymer to colloidal behavior of star molecules.⁹ Our results with $m = 6$ and $f = 12$ are consistent with those of Xu and Chen,⁷ with a much larger arm size $m = 20$. This indicates that the important variable here is the number of arms, rather than the arm length (however, stars with very long arms probably behave differently in this respect).

4.1 Comparison with multiparticle collision dynamics (MCD)

At this point, it is interesting to compare our results and those of Xu and Chen⁷ (obtained with standard MD) with those obtained from the MCD method (see *e.g.* ref. 12 and references therein). The published MCD studies considered stars with harmonic springs and various functionalities f , in infinitely dilute solutions³ and moderately dense suspensions.¹² For single molecules in the MCD solvent both works^{3,12} find a master curve for $\omega_L/\dot{\gamma}$ against a scaled shear rate $Wi_{MCD} = \phi(f)Wi_c$ (in their notation Wi_c is related to the arm relaxation) collapsing stars of quite different functionalities. It has to be said that the Schmidt numbers (Sc) used in ref. 3 and 12 are $Sc = 8$ and 17, respectively. Fig. 5 compares the ratio $\omega_L/\dot{\gamma}$ obtained from MCD and our results. This figure shows some interesting features. First, contrary to our results and those of Xu's data, in MCD simulations the difference Δ_ω results to be negative and significant in the case of a single star polymer in solution.³ If $\omega_L < \omega_G$, it seems that hydrodynamic interactions

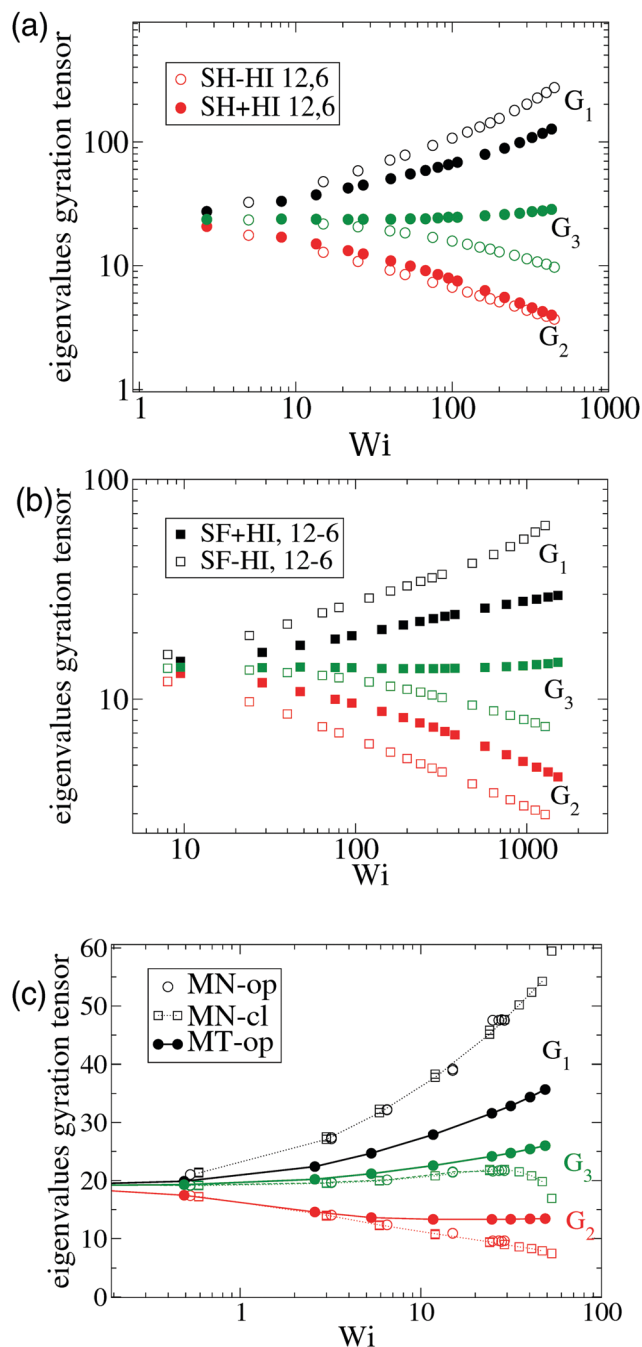


Fig. 3 The eigenvalues of the gyration tensor defined in eqn (8) for a single star molecule in solution with harmonic bonds (a) and with FENE bonds (b) and in melt (c). In (a) and (b), we compare hydrodynamic interactions (+HI) with the free draining limit (−HI). In melts (c), we compare the cases where monomers bear only normal friction (MN) and added tangential friction (MT).

in the MCD model create some extra “drag” which creates angular momentum against the mean flow (whose value is $L_0 \equiv N\dot{\gamma}G_{22}$) and slows down the molecule's effective rotation. The same happens in dilute solution (Singh's result for $c = 0.19c^*$) (see Fig. 5). Note that, in this case, the relative difference ($\Delta_\omega < 0$) is, however, smaller (in absolute value) than the single molecule case of Ripoll *et al.*³ This could be due to a reduction of the



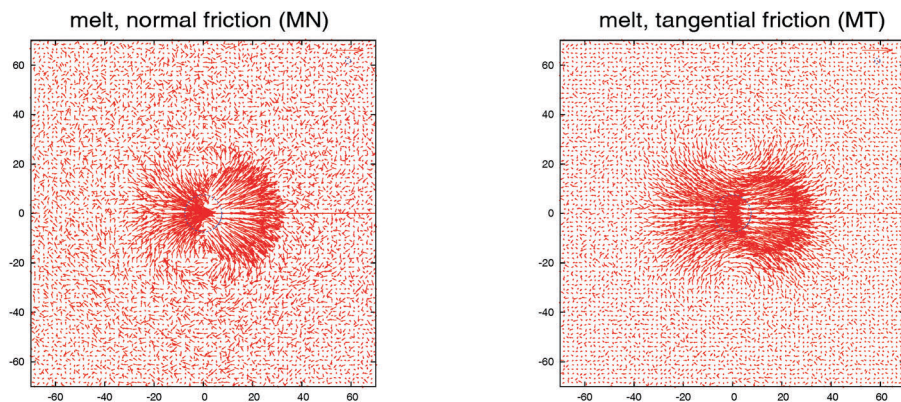


Fig. 4 The mutual mobility field, *i.e.* the velocity field induced by a single star polymer in a melt in its surrounding at zero shear rate, obtained from the ensemble average $\langle \mathbf{V}_i \rangle_{\mathbf{R}_1}$, with $\mathbf{V}_i = \mathbf{V}_i - \mathbf{V}_1$ the relative velocity between the tagged particle 1 and any other molecule i conditioned to be at a relative position \mathbf{R}_i . In the left, the mobility for star polymers with normal friction between monomers $\gamma_{\parallel} = 1$ and in the right with tangential friction added $\gamma_{\parallel} = \gamma_{\perp} = 1$. The blue dashed circle indicates the dimension (from the gyration radius) of the star polymer.

solvent fraction, or to the larger Sc used ($Sc = 17$). In fact, according to Singh *et al.*'s paper,¹² the negative lag $\Delta\omega < 0$ disappears if the solution is made denser (for $c/c^* = 2.4$), *i.e.* when the volume fraction of the MCD solvent is reduced, probably as L is increased by intermolecular friction. As a second observation, MCD's single molecule results for ω_G by Ripoll *et al.* are in perfect agreement with the values of ω_L obtained here. As ω_G is strictly based on the molecular shape, this indicates that the average structure of the MCD molecule in shear flow is similar to ours, but having different dynamics. It has to be said that the definition of the Weissenberg number by Ripoll *et al.*³ is based on an analytic expression¹ and seems to contain an order-one prefactor with respect to our scaling for Wi . In particular, in Fig. 5, we have multiplied their

Weissenberg $Wi_{MCD} = \phi(f)Wi_c$ by 1.7. In doing so, a perfect agreement is found between our ω_L and their ω_G , while ω_L for the MCD simulation is close to our result for the free draining limit (no hydrodynamics). A tentative explanation of the discrepancy with MCD resides in the small Sc the MCD works with. Notably, ref. 3 and 12 report Schmidt numbers of $Sc = 8$ and 17 respectively, which is unrealistic for polymers. A small value of Sc introduces a finite lag time to unfold hydrodynamic interactions between monomers, which is strictly zero in the Stokes limit ($Sc \rightarrow \infty$) we simulate here. A recent work shows that the Stokes limit is only recovered for about $Sc > 100$.⁴⁴ Although MCD might also suffer from depletion from point-wise solvent particles, depletion is probably ruled out, because the molecular structure (at least in the flow plane) seems to be similar for MCD and the results hereby. The relation $\omega_L \simeq \omega_G$ has been also verified for linear chains in solution,²⁴ indicating that MCD might be suffering from some limitation, probably related to its strong deviation from the Stokes limit $Sc \rightarrow \infty$. The MCD has been extensively used for polymer research, so this issue certainly deserves further study.

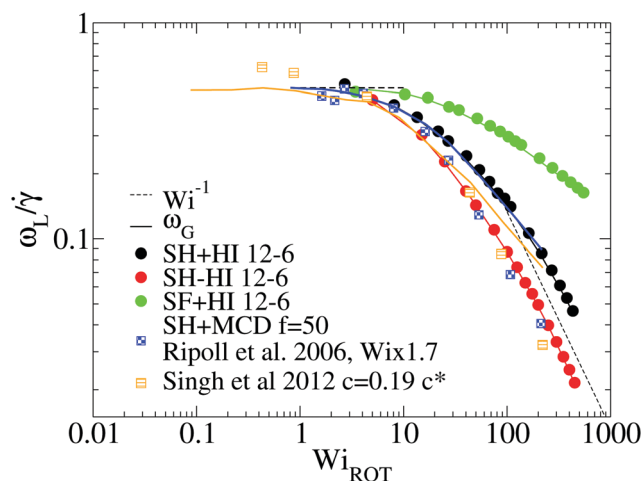


Fig. 5 Effective rotation frequency ω_L (defined in eqn (6)) scaled with the shear rate. We compare the results of multiparticle collision dynamics (MCD) in dilute solution with the present results. The results of stars with $f = 50$ and $m = 30$ obtained *via* MCD are extracted from Ripoll *et al.*³ (single star molecule) and from Singh *et al.*¹² (dilute solution, $c = 0.19c^*$). The solid lines correspond to ω_G in eqn (10) and symbols to ω_L in eqn (6). Note that we scale the shear rate with the molecular rotational relaxation time $Wi_{ROT} = \dot{\gamma}\tau_{rot}$.

5 Molecular breathing: expansion and contraction

Polymers under shear flow are known to experience large and fast conformation changes^{3,15,45} in the flow and gradient directions. In linear and ring chains, one can assign a molecule “head” and clearly determine a tumbling event. In the case of stars, these alternating extensions and contractions are probably better described by the term “breathing”. In any case, either tumbling or breathing are the ways to describe the same mechanism: the successive extensions and contractions of the molecule over time. Such information is given by the time-correlation of the gyration tensor components,^{15,45}

$$C_{\alpha\beta}(t) = \frac{\langle \delta G_{\alpha\alpha}(t_0) \delta G_{\beta\beta}(t_0 + t) \rangle}{\sqrt{\langle \delta G_{\alpha\alpha}^2(t_0) \rangle \langle \delta G_{\beta\beta}^2(t_0) \rangle}} \quad (11)$$



where $\delta\mathbf{G} = \mathbf{G} - \langle\mathbf{G}\rangle$ is gyration tensor fluctuation around its mean $\langle\mathbf{G}\rangle$. Here, we take $\alpha = 1$ and $\beta = 2$ to obtain the tumbling rate f_t , discussed below.

Above a certain shear rate, $C_{12}(t)$ becomes an underdamped signal, *i.e.* presents negative anticorrelation peaks. The physical meaning is clear: a large fluctuation of the polymer breath in the gradient direction induces an increase in the overall flow drag $\xi\dot{\gamma}X_2$ (we denote X_α as the average chain breath in the α direction), which has the consequence of a subsequent large fluctuation (elongation) in the flow direction. As it elongates in the flow direction, the molecule becomes less exposed to the flow drag and, at some stage, it coils back owing to the entropic penalty of being elongated above its equilibrium shape (entropic compression). This “cycle” is not purely periodic but has a characteristic frequency, often called tumbling frequency in the case of free linear chains.^{18,37} In fact, the same type of dynamics has also been observed in linear chains tethered to a surface and exposed to shear flow.⁴⁶ In these cases (linear chains), the onset of tumbling takes place above a certain shear rate, which is about the inverse of the rotation relaxation time of the chain. Star molecules, however, have different characteristic times related to different relaxation mechanisms. These times are indicated in Table 2 for our molecular models: τ_{rot} molecular rotation, τ_{dis} arm disentanglement and τ_{arm} individual arm relaxation. It is thus pertinent to ask what is the relaxation mechanism which is altered upon shearing, eventually leading to the onset of expansion/contraction cycles (here we call them “breathing”).

Such a question requires a precise determination of the “transition” based on the form of time-correlation of the gyration tensor components. Fortunately, the time correlation of the gyration tensor components in eqn (11) offers a clear distinction of such transition, which is illustrated in Fig. 6 (corresponding to stars with harmonic bonds). At small shear rates ($Wi < 10$), the molecule is slightly strained by the flow

drag and according to the decay of $C_{12}(t)$ is able to exponentially relax its shape. Above $Wi > 10$, we observe an oscillatory component in $C_{12}(t)$ with a pronounced maximum at $t_- < 0$ and minimum negative correlation at $t_+ > 0$.^{15,17} The lapse $\tau_t = 2(t_+ - t_-)$ should be interpreted as the characteristic time for one “breathing” event, in other words the average time between two stretched molecular configurations (stretched-contracted-stretched). The corresponding angular frequency is noted as $\Omega = 2\pi/\tau_t$. We can now answer the question we posed above; according to our results the transition to breathing dynamics takes place for $\tau_{\text{rot}}\dot{\gamma} \sim 10$. A glance of Table 2 reveals that this corresponds to $\tau_{\text{arm}}\dot{\gamma} > 1$ and this indicates that the molecular expansion and contraction cycle starts to happen when the shear rate is faster than the arm relaxation time τ_{arm} (needed by elastic entropic forces to recover its most probable configuration).

Fig. 6 indicates that the non-equilibrium dynamics have several characteristic times. A better determination of these dynamics might require fitting the time correlation of the gyration tensor components with at least two mechanisms (recovery and damping), using for instance $C_{12}(t) \sim \exp[-\Gamma t]\cos[\Omega t + \psi]$ (as some of us used in linear chains¹⁷). Such simple fit (which, by the way, fails in the case of stars) would reveal the characteristic frequency Ω and another non-equilibrium relaxation rate Γ related to dissipation under flow.¹⁷ Such dissipative mode is already present before the “tumbling” or “breathing” transition (see Fig. 6 for $Wi < 10$). Here, we will just analyze the oscillatory component of the time-correlation of the gyration tensor, Ω , and defer its decorrelation envelope Γ (related to the quality factor of the corresponding power spectra) for future work.

5.1 A scaling relation for the breathing frequency

We now seek a relation between the expansion/contraction rate (*i.e.* the tumbling frequency in linear chains or the breathing rate used hereby) and the chain average shape. To that end, we use an order of magnitude analysis for the force balance in the flow direction based on the average molecular properties: extensions X_α , tension K and friction coefficient ξ . In general, K and ξ depend on the molecular size, shape and Wi ; however, the present analysis will only need the ratio K/ξ because we focus on the expansion/contraction frequency Ω .

First, a relation between the average extension in the flow X_1 and gradient directions X_2 can be determined from the balance of the drag force $\xi\dot{\gamma}X_2$ and the molecular tension KX_1 ,

$$KX_1 \sim \xi\dot{\gamma}X_2 \quad (12)$$

This force balance is established in an average sense (*i.e.* integrated over many expansion/contraction cycles). Second, during each expansion and contraction of the molecular shape, the rate of change of the molecule's elongation $\xi\dot{X}_1$ is dictated by its tension,

$$\xi\dot{X}_1 \sim \xi\Omega X_1 \sim KX_1,$$

where we denote ΩX_1 as the rate of change of X_1 , so that Ω corresponds to the average angular frequency for the expansion/contraction cycles. The combination of this relation with

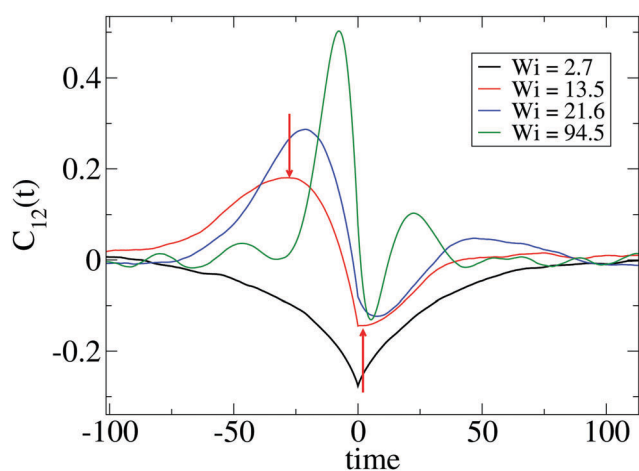


Fig. 6 Cross-correlation of polymer extension in the flow (1) and gradient (2) directions, $C_{12}(t)$ defined in eqn (11) for several values of Wi and the SH+HI 12–6 case (see Table 1). The arrows correspond to the first extremes of C_{12} from which we obtain the time lapse $\tau_t/2$ (see text). The breathing frequency is defined as $\Omega = 2\pi/\tau_t$.



eqn (12) provides a way to estimate the Ω from the molecule's average dimensions,

$$\Omega \sim \frac{K}{\xi} \sim \dot{\gamma} \frac{X_2}{X_1} \quad (13)$$

In order to test eqn (13) we will deploy the flow and gradient components of the gyration tensor, namely $G_{11} = X_1^2$ and $G_{22} = X_2^2$. This leads to

$$\Omega = c_f \dot{\gamma} \left(\frac{G_{22}}{G_{11}} \right)^{1/2} \quad (14)$$

where c_f should be an $O(1)$ constant.

Before falsifying eqn (14) against simulation results, it is interesting to consider the force-balance in the molecular frame coordinates, given by the eigenvectors of the gyration tensor. In this frame, the molecular elongations can be taken as the square root of the eigenvalues of \mathbf{G} , and we note them as $X_z' = G_z^{1/2}$. The eigen-directions in the flow-gradient plane are rotated by an angle θ with respect to the laboratory frame $(x_1', x_2') = \mathcal{R}_\theta(x_1, x_2)^T$ with \mathcal{R}_θ being the rotation unitary orthogonal matrix and the primes denoting coordinates in the molecular frame. Second rank tensors transform as $\mathbf{G}' = \mathbf{R}_\theta \mathbf{G} \mathbf{R}_\theta^T$ and the average molecular tilt θ in eqn (4) is precisely the angle providing $G_{12}' = 0$.

We find that approximately for $\theta < 0.4$ rad the tilt is roughly proportional to the width-to-length ratio X_2/X_1 . In particular, $(G_{22}/G_{11})^{1/2} \simeq 1.8\theta$. A similar relation is found for the eigenvalues of the gyration tensor, $(G_2/G_1)^{1/2} \simeq 2.0\theta$. In fact, for any shear rate both ratios (G_2/G_1) and (G_{22}/G_{11}) are close and proportional to each other ($G_2/G_1 \simeq 0.88G_{22}/G_{11}$ for the FENE while the constant is 0.85 for the harmonic chains). This indicates that the force-balance in the longest molecular direction x_1' has also the form of eqn (12). A simple geometrical argument supporting this claim is given in the Appendix.

5.2 Breathing frequency in star polymers

Fig. 7 shows that the relation, given by eqn (14), correctly describes the relation between breathing dynamics and average

molecular shape in all the cases considered (solution and melt). For the range of sizes studied here, we observe that for star polymers in solution (with hydrodynamic interactions, SH+HI) Ω is roughly independent of the molecular size N . This would imply that in this case K and ξ scale similarly with N (this is not the case in linear chains). We find that the constant c_f in eqn (14) is indeed quite similar for all the star sizes and cases considered: in solution the best fit corresponds to $c_f = 1.75$ while $c_f = 2.0$ in melts. Fig. 7 also shows that the eigenvalues of the gyration tensor can also be used to forecast the breathing frequency, $\Omega = c_f' \dot{\gamma} (G_2/G_1)^{1/2}$ where $c_f' = 2.0$ in solution and $c_f' = 2.3$ in melt.

5.3 Tumbling frequency in ring and linear polymers

Eqn (14) stems from a quite general relation, which is independent of the polymer architecture. We expect that it should hold for linear chains and ring polymers, two cases for which we found published results. For $Wi > 10$, we observe that $G_{22}/G_{11} \simeq c^2 \theta^2$ so that eqn (14) becomes

$$\Omega \simeq c_\theta \theta (Wi) Wi. \quad (15)$$

with $c_\theta = c_f c$. In Fig. 8(a), this relation is compared with the data for the tumbling frequency of ring polymers published by Chen *et al.*¹⁵ We obtain $\theta(Wi)$ from the orientation resistance m_g reported in ref. 15 and use it to compare with the tumbling frequency reported therein (Fig. 4 and 5 of ref. 15). The agreement is excellent. The prefactor in eqn (15) for rings in solution results to be $c_\theta \simeq 2.6$ while for stars in solution we get $c_\theta \simeq 3.1$. The scaling relations for linear chains in shear flow are also in agreement with eqn (14) and its large-shear rate limit. Simulations¹⁷ and experiments¹⁸ reported $m_g = Wi^\alpha$ and tumbling frequency $f_{tb} \sim Wi^\alpha$, typically with $\alpha \simeq 2/3$, although these exponents might change in semiflexible chains.

This result is important because it means that the differences in tumbling frequencies observed between different polymer architectures, polymer type and environment (excluded volume, hydrodynamics, melt vs. solution, *etc.*) can be explained from the force balance in the flow direction, being ultimately determined

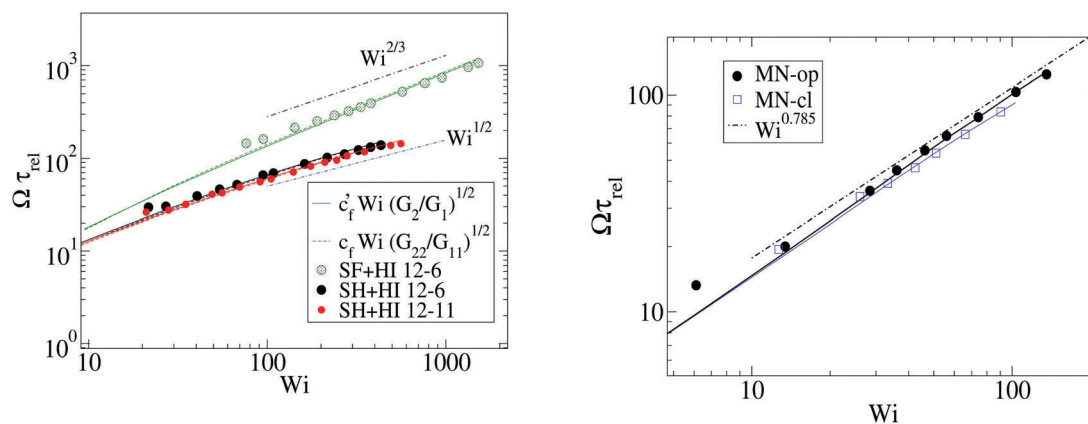


Fig. 7 Numerical validation of the relation (13) for star molecules in solution (left panel) and melts (right panel). The symbols correspond to the breathing frequency $\Omega \equiv 2\pi/\tau_b$, the solid lines to $c_f' Wi (G_2/G_1)^{1/2}$ and the (hardly indistinguishable) dashed lines to $c_f Wi (G_{22}/G_{11})^{1/2}$ (with $c_f = 1.8$, $c_f' = 2.0$ for SF and $c_f = 1.60$, $c_f' = 1.95$ for SH, while $c_f' = 2.3$, $c_f = 2.0$ in melts).



by the group $\dot{\gamma}(G_2/G_1)^{1/2}$. This group scales like the orientation resistance m_g . We consistently observe that

$$\Omega = c_m m_g$$

holds within the same accuracy as eqn (14) and (15). This scaling with m_g is illustrated in Fig. 8(b) for another completely different case: tumbling frequency of linear FENE chains in a dense melt (volume fraction $\phi = 0.45$). The results come from the non-equilibrium MD simulations of Xu *et al.*⁴⁷ using chains with sizes $N \in [30, 400]$ (they report $\Omega N^{1.2} \sim \dot{\gamma}^{0.75}$ at large shear rates). In fact, as m_g is a standard parameter in polymer physics we have used it to collect, in Table 3, our findings for different polymer architectures. The quotient $c_m = \Omega/m_g$ is independent of the shear rate for all the studied cases (polymers in solution with or without hydrodynamics or in melt). In Table 3, we have included results in solution and melt and different architectures and models. Remarkably, $\Omega \propto m_g$ holds for all the range of shear rates reflecting that the ratio $c_m = \Omega/m_g$ stems from material (K) and environment (ζ) properties (see eqn (13)) and, depending on the polymer architecture, it might lead to (mass-independent) universal ratios. We thus suggest future studies to report values of such ratio. For star and ring polymers and linear chains in melt c_m seems to be roughly independent of the molecular weight N . However, this seems not to be the case of linear chains in solution, as deduced from the data obtained in previous work.¹⁷

The present findings shed light on recent literature discussions^{3,13,15,19} about the different polymer architectures concerning tumbling dynamics. The conclusion is that such structure–dynamic relation is controlled by the aspect ratio G_2/G_1 . A deeper understanding of this ratio (or equivalently m_g) requires unveiling the force balance in the gradient and neutral directions in different polymers and environments.

Table 3 The constant c_m in the relation $\Omega = c_m m_g$ between the expansion/contraction (breathing) frequency and the orientational resistance parameter $m_g = Wi \tan(2\theta)$, obtained from fits to simulation results. The values of c_m for rings come from the analysis of the results in ref. 15 for $n = 40$ and $n = 80$ beads using multiparticle collision dynamics (MCD) and those for stars correspond to the present work. The results for linear (FENE) chains are obtained from the analysis of the results of the study published by one of us in ref. 17, corresponding to chains of length $N \in [2, 90]$. The results for linear FENE chains in melt were analyzed from the results of Xu *et al.*⁴⁷ using non-equilibrium MD and DPD thermostat (note that ref. 15 and 47 report values of $\Omega/(2II)$). The present results correspond to melts of star molecules with harmonic bonds. The polymer volume fraction ϕ is indicated

Linear (FENE)	Solution			Melt	
	Rings	Star-harmonic	Star-FENE	Linear $\phi = 0.45$	Star $\phi = 0.2$
$0.4N^{-1/3}$	1.20	1.41	1.57	2.6	1.73

6 Dynamic regimes

The frequency ratio ω_L/Ω can be a useful quantity for determining different dynamic regimes of the sheared molecules. We find that Ω (in eqn (14)) and ω_L (or more precisely ω_G in eqn (10)) are directly connected with the polymer shape. Combining both relations one gets

$$\Omega = c_f \left(\frac{\omega_L \dot{\gamma}}{1 - \omega_L/\dot{\gamma}} \right)^{1/2}, \quad (16)$$

which was verified by numerical results (not shown).

6.1 Low shear rates

For $\dot{\gamma}\tau_{\text{rot}} < 1$ the molecule has a spheroid shape with $G_{11} \simeq G_{22}$ so that the angular velocity scales like $\omega_L \simeq \dot{\gamma}/2$. Monomers move affinely with the flow and the angular frequency coincides

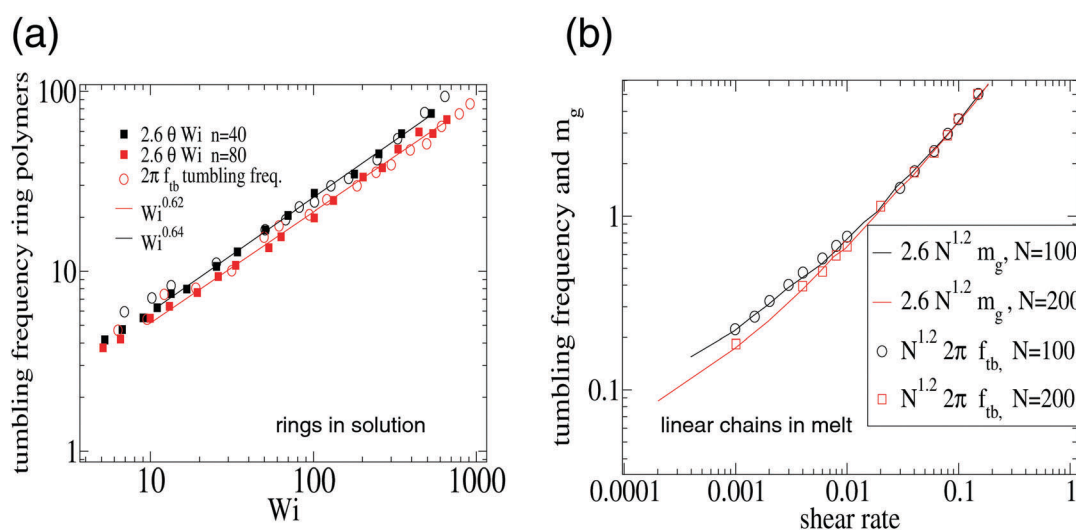


Fig. 8 Validation of eqn (15) for the tumbling frequency $\Omega = 2\pi f_{\text{tb}}$ in (a) ring polymers in solution and (b) linear (FENE) chains in melt. The results in (a) were analyzed from the multiparticle collision dynamics (MCD) simulations of Chen *et al.*¹⁵ on ring polymers with $n = 40$ and $n = 80$ beads in shear flow. And the results in (b) are from Xu *et al.*⁴⁷ corresponding to a melt of FENE linear chains at volume fraction $\phi = 0.45$ (non-equilibrium MD using a DPD thermostat). In (b) we plot the tumbling frequency and the resistance parameter m_g (see text). In both cases, the agreement is excellent.



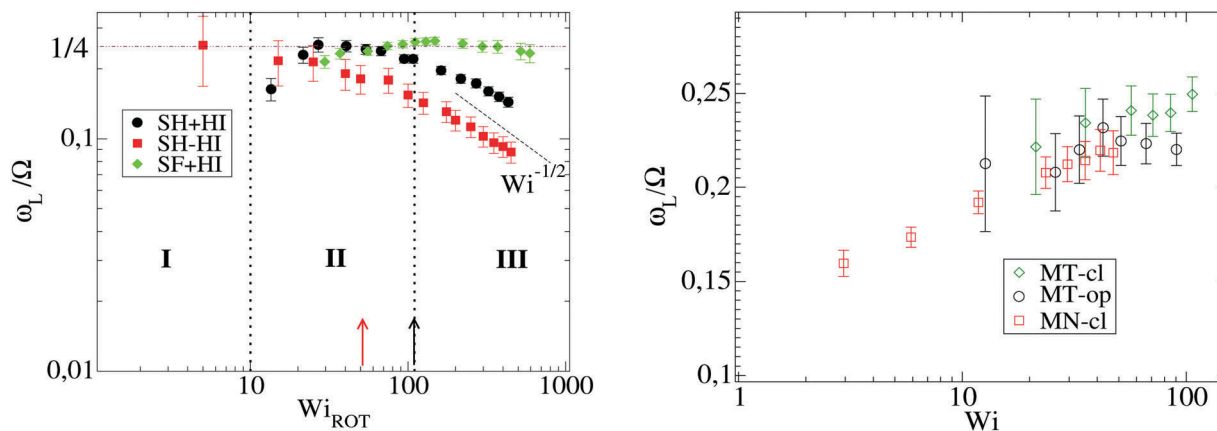


Fig. 9 The monomer angular velocity about the center of mass of the molecule ω_L scaled with the expansion/contraction frequency $\Omega = 2\pi/\tau_c$. The left panel shows star polymers in solution and the right panel, melts. All cases with $f = 12$ and $m = 6$. In the left panel, the onset of the different dynamic regimes (see text) is indicated with dashed black lines, for the SH+HI 12–6 case. The onset of regime III ($\tau_{\text{lag}}\dot{\gamma} = 1$, see text) is also indicated for SH–HI with a vertical red arrow. In the left panel we scale the shear rate with the molecular rotational relaxation time $Wi_{\text{ROT}} = \dot{\gamma}\tau_{\text{rot}}$.

with half the fluid vorticity. The polymer shape relaxes exponentially (see Fig. 6) without any expansion/contraction event. In the range $\tau_{\text{rot}}^{-1} < \dot{\gamma} < \tau_{\text{arm}}^{-1}$, ω_L starts to be smaller than $\dot{\gamma}/2$ but the molecule still does not experience expansion/contraction cycles.

6.1.1 Intermediate shear rates, $\dot{\gamma}\tau_{\text{arm}} > 1$. Approximately for $\dot{\gamma}\tau_{\text{arm}} > 1$ a transition to a “breathing” dynamics (expansion/contraction of the gyration tensor) takes place. Note that τ_{arm} is the arm elastic relaxation time, given in Table 2 (for a linear chain case $f = 2$ this transition would correspond to the chain “tumbling”). Using the relation $\omega_L \sim \dot{\gamma}/2$ valid for immediately smaller shear rates in eqn (16) one gets

$$\Omega \simeq 2c_f\omega_L \simeq c_f\dot{\gamma}$$

so that Ω and ω_L are roughly proportional. As shown in Fig. 9, we consistently find $\omega_L/\Omega \simeq c_f^{-1}$.

6.1.2 Large shear rates, $\dot{\gamma}\tau_{\text{lag}} > 1$. At large shear rates, $\dot{\gamma}/\omega_L \gg 1$ (see eqn (10) for $G_{11} \gg G_{22}$) and eqn (16) becomes

$$\Omega \simeq c_f(\dot{\gamma}\omega_L)^{1/2}. \quad (17)$$

This means that the expansion/contraction cycle becomes faster than ω_L .

At larger shear rates, the molecule becomes highly elongated $G_{11} \gg G_{22}$ so that $\omega_L \sim \dot{\gamma}G_{22}/G_{11}$. In the particular case of harmonic bonds, we observe that $G_{22}/G_{11} \sim \dot{\gamma}^{-1}$. As a consequence, $\omega_L \sim \dot{\gamma}G_{22}/G_{11}$ reaches a plateau (see Fig. 2(a)) and, consistent with eqn (16), $\Omega \sim \dot{\gamma}^{1/2}$. This is observed for both HI and non-HI simulations, indicating that above a certain molecular elongation the effect of HIs becomes negligible.

However, we stress that this regime with $\omega_L \rightarrow \text{cte}$ (III in Fig. 9, left panel) is not observed in the FENE chains (neither in melts), so contrary to that claimed in ref. 3, the saturation of the monomer’s angular rotation ($\omega_L \sim \text{cte}$) is not a property of the star molecule’s architecture, but rather depends on the bond stiffness, excluded volume and environment (melt or solution).

We tried to understand what molecular time characterizes this large shear-rate regime, by thinking over the fastest molecular response time. The sequence of motion of the molecule in shear flow is first to elongate in the velocity gradient direction and after some time lapse τ_{lag} to stretch in the flow direction. This response time, τ_{lag} , is defined as the phase-lag between the gradient–gradient and flow–flow time-correlations of the gyration components [see ref. 17 and Fig. 10(a)] and it has been related with dissipation.¹⁷ It is quite sensitive to molecular material properties: a rigid molecule presents $\tau_{\text{lag}} = 0$ while softer molecules have a finite response time. But, how this lag time changes with the shear rate? Fig. 10 illustrates the problem and presents the definition of τ_{lag} obtained from the phase difference between $C_{22}(t)$ and $C_{11}(t)$ which lags behind (more precisely they were obtained from $\tau_{\text{lag}} = t_1 - t_2$ with $C_{ii}(t_i) = c$, and we tried $c = \{0.1, 0.2, 0.3\}$ to verify that τ_{lag} is not sensitive to the cut-off c). The response time τ_{lag} is seen to increase from zero at small shear (obviously $\tau_{\text{lag}} = 0$ for the molecule in equilibrium, as there is no cause preceding consequence), up to a maximum value $\tau_{\text{lag}}^{\text{max}}$. Interestingly, we find that the ratio $\tau_{\text{lag}}/\tau_{\text{rot}}$ converges at large Weissenberg number to a certain value which only depends on the molecule’s “stiffness”. For SH stars (harmonic bonds), we find $\tau_{\text{lag}}/\tau_{\text{rot}} \rightarrow 0.01$ [see Fig. 10(b)], while for the FENE bonds (SF) this value is much smaller. The monomer relaxation time is $\tau_m = \xi_m/k_0$ and equals 0.28 for harmonic bonds with spring constant k_0 (see Section 2). Scaling the lag time with this monomer time, one gets $\tau_{\text{lag}}/\tau_m = 17$ for SH–HI 12–6 stars and $\tau_{\text{lag}}/\tau_m = 8$ for SH+HI 12–6 stars. Assuming that one of the 6 linear chains forming two arms, which cross the star through its center (having $N_1 = 2m = 12$ beads), has a relaxation spectrum of $\tau_p = (N_1/p)^\nu\tau_m$, with $\nu = 2$ for free-draining chains (no hydrodynamics) and $\nu = 3/2$ when hydrodynamic interactions are present, one concludes that in both cases (with or without HI), τ_{lag} corresponds to a mode with $p = 4$. This means that the limit value of τ_{lag} at large shear rates is roughly equal to the relaxation time of $12/4 = 3$ consecutive monomers of one arm. In the case of the SH+HI 12–3 star, we get $\tau_{\text{lag}}/\tau_m \simeq 3.6$ and $p \simeq 2$, also



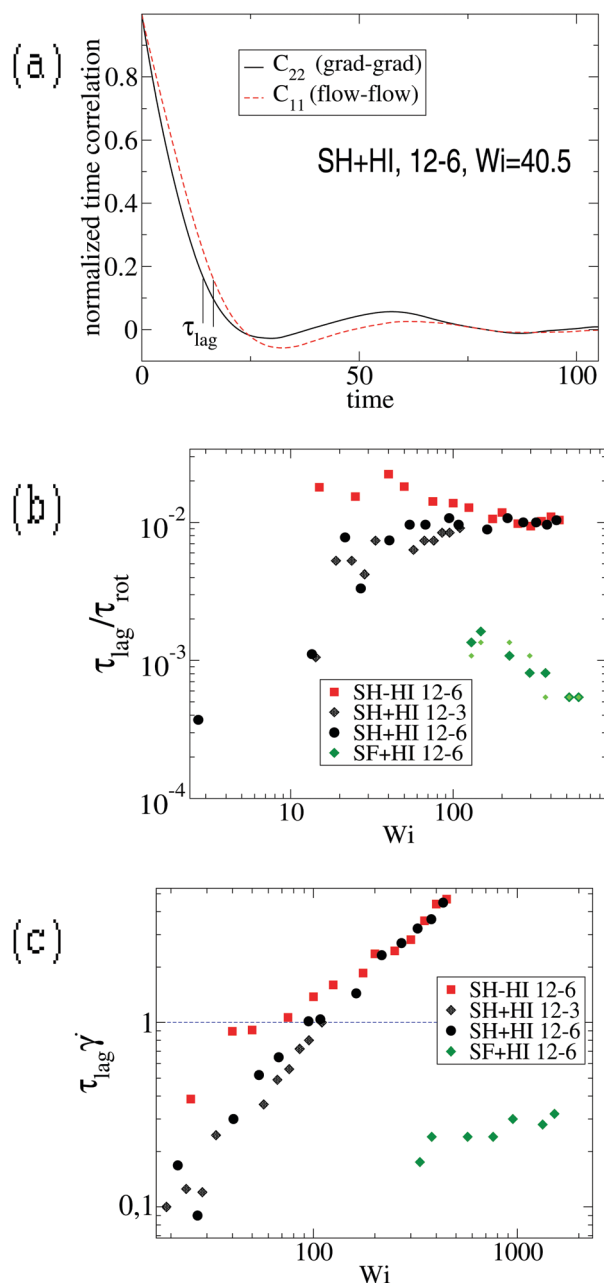


Fig. 10 (a) Time correlation of the star extensions in the flow–flow (C_{11}) and gradient–gradient (C_{22}) directions indicating the meaning of the lag time τ_{lag} : the time between a fluctuation in molecular extension along the gradient direction and the subsequent elongation in the flow direction. (b) The lag time scaled with the longest relaxation (rotational) time. (c) The lag time τ_{lag} scaled with the shear rate $\tau_{lag}\dot{\gamma}$ against the Weissenberg number for several types of stars in solution. The Weissenberg numbers at which $\tau_{lag}\dot{\gamma} = 1$ are indicated with vertical arrows in Fig. 9.

resulting in a mode with $6/2 = 3$ monomers. Although these are gross estimations, the good agreement indicates that at some large enough shear rate, the flow strain might become even faster than the response time of a few consecutive monomers. In such a case, above a certain Wi , τ_{lag} saturates to the fastest possible molecular response time (a Rouse mode for consecutive monomers). The saturation of τ_{lag} is illustrated in Fig. 10(b) and

the limiting shear rate can be deduced from the condition $\dot{\gamma}\tau_{lag} > 1$ illustrated in Fig. 10(c). For $\dot{\gamma}\tau_{lag} > 1$, monomers are advected collectively and the length distribution of the individual harmonic bonds shows strong deviations from the equilibrium value r_{eq} . The condition $\dot{\gamma}\tau_{lag} = 1$ occurs at $Wi \simeq 100$ (SH+HI 12–6 case) and at $Wi \simeq 45$ (for SH–HI 12–6). Above these values [indicated with vertical lines in Fig. 9(a)], ω_L reaches a plateau and $\Omega \sim \dot{\gamma}^{1/2}$. Around $Wi \sim 400$, $(G_{22}/G_{11})\dot{\gamma}$ reaches a maximum value [see SH cases in Fig. 2(a)]. In fact, at even larger shear rates ($Wi > 10^3$) we observed that $\omega_L \sim \dot{\gamma}^{-1}$ (not shown). The reason is the following (see eqn (10)): for these extreme shear rates, the highly deformed molecular bonds weakly connect the molecular displacements in flow with contractions and expansions in the gradient direction. The molecule then approaches the limit of a Gaussian polymer under shear flow, for which G_{22} is constant and $G_{11} \propto \dot{\gamma}^2$. Thus, the conclusion $\omega_L \rightarrow \text{cte}$ for large Wi , made in previous works (ref. 3 and 12–14), is not exact and it is due to a limited window of observation. Here we present results for $Wi < 400$ (which is also the range of Wi analyzed in ref. 3) and defer an exploration of larger Wi for future work.

In any case, when bonds of finite extensibility (FENE) are considered (SF+HI case) ω_L keeps increasing with Wi : consistent with the picture above [see Fig. 10(b)], the flow is not able to strain faster than its fastest (“bond”) response (*i.e.* $\tau_{lag}\dot{\gamma} < 1$ probably for any shear rate; here, we reached $Wi \sim 10^3$). A similar comment could be made in the case of melts; however, in this case, we could only reach $Wi \sim 100$ due to strong heat dissipation.

6.2 Tank-treading rotation

It is interesting to compare the relation in eqn (17) with the results for ring polymers by Chen *et al.*¹⁵ In particular, following previous comments in the literature, one could be tempted to relate ω_L with their tank-treading frequency $f_{tt} \sim Wi^{0.6}$. In doing so, eqn (17) completely fails, leading to $f_{tb} \sim Wi^{0.80}$ instead of $f_{tb} \sim Wi^{0.64}$ (see Fig. 8). However, we have verified that the relation, given by eqn (17), holds, so it seems that the way ω_L and f_{tt} (in ref. 15) are measured corresponds to very different dynamics. In particular, the frequency f_{tt} , defined in ref. 15, properly follows the “real” monomer rotation around its molecular CoM. By contrast ω_L is a way to measure the total angular momentum of the molecule, but it is not really connected with the monomer rotation frequency.

This issue is relevant because in many previous papers^{3,7,12–14} ω_L appearing in eqn (6) has been taken to represent the monomer rotation frequency around the soft molecule’s CoM and thus related to “tank-treading” dynamics. This interpretation is incorrect and comes out from the fact that ω_L in eqn (6) (and its approximation ω_G in eqn (10)) corresponds to the tumbling frequency of a rigid spheroid having the average shape of the soft molecule. But the tumbling motion of a rigid spheroid and the tank-treading rotation of the soft molecule are completely different! The “real” rotation frequency of the monomers around the molecule’s CoM can be measured, for instance, from the time correlation $C_{rot}(t)$ in eqn (2) which considers the vector



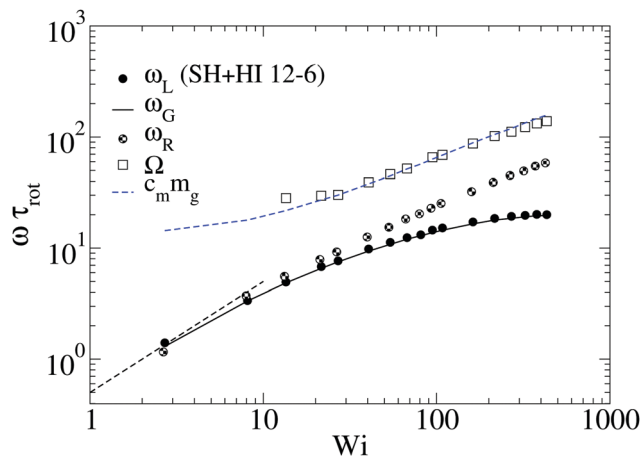


Fig. 11 The frequency of monomer rotations around the star molecule's center (tank-treading) ω_R , obtained from the time autocorrelation of the end-monomer-center distance in the flow direction $X_i = (x_{1i} - x_{cm})$. We compare ω_R with ω_L and ω_G in eqn (6) and (10) and also with the breathing frequency Ω and $c_m m_g$ where m_g is the orientational resistance, see Table 3.

between the center monomer and the end-monomer of each arm. This vector rotates with the monomers with a frequency ω_R which can be measured from a fit to a decaying sinusoidal function. We used a similar function (using the projection in the flow direction) to show that ω_R differs a lot from ω_L , particularly as the shear rate is increased. This fact is illustrated in Fig. 11 for the SH+HI case, but it is observed in all cases (either solution or melt). Fig. 11 compares Ω , ω_R and ω_L for the SH+HI case, showing that $\omega_G < \omega_R < \Omega$. Unlike that stated in ref. 3 and more recent works,^{12–14} the “tank-treading” frequency does not saturate at large $\dot{\gamma}$, but keeps monotonically increasing. Here, we focus on the origin of the breathing frequency Ω , so it has to be stressed that, so far, the tank-treading frequency of star molecules ω_R remains to be theoretically or experimentally studied. Such study should probably reveal strong similarities between tank-treading in star-molecules, in ring polymers^{15,19} and also in vesicles,^{21,23} even at large shear rates (see the comparison made in ref. 12).

In view of this fact, ω_L should be just taken as a proxy for the angular momentum imparted by the mean flow to the molecule and not as a way to understand how a soft molecule rotates. Indeed, the soft-body analogous of ω_L appearing in eqn (5) cannot be deduced from the simple relation in eqn (6) but would require a special theoretical framework for soft rotating bodies, which will be the focus of our future work.

7 Conclusions

This work studied the dynamics of star polymer molecules under shear flow, in both dilute solution and melts, focusing on the sources of molecular angular momentum and expansion/contraction dynamics under shear flow. The standard and widely used route to evaluate the molecular angular frequency

ω_L consists in neglecting other sources of angular momentum rather than the mean flow $L \simeq L_0 \simeq N\dot{\gamma}G_{22}$ and uses a relation between ω_L and L inspired in a rigid-body equation, eqn (6). This approximation to ω_L (see Eqn (10)) is denoted as ω_G because it only depends on the molecular gyration tensor.²⁴ We found that, in solution, $\omega_G \simeq \omega_L$, indicating that hydrodynamics does not add significant intra-molecular angular momentum, which is in agreement with that found in linear chains.²⁴ However, in melts, intermolecular friction adds molecular- L and we found $\omega_L > \omega_G$. Interestingly, the deviation $\Delta_\omega = 1 - \omega_G/\omega_L$ was found to be indicative of the compactness of the star in the melt. The deviation Δ_ω decreases for stars with smaller surface-to-volume ratios (increasing number of arms $f > 10$) because of the smaller fraction of intermolecular forces. But a sudden jump was observed for stars with few arms ($f < 6$) which is another expression of the transition between compact and linear polymer molecules.⁹ We also studied the effect of tangential friction between monomers in melts. Tangential friction was seen to increase the “hydrodynamic character” of the melt, as revealed from the comparison between melt and single star molecules in solution. As an aside, we warned that simulations using the multiparticle collision dynamics (MCD) present peculiar negative deviations $\Delta_\omega < 0$, which are not observed in any of the previous works using standard Brownian hydrodynamics in solution. This might well be a consequence of the small values of the Schmidt numbers used in MCD simulations, or a consequence of the lack of conservation of angular momentum in the MCD scheme. In whatever case, this fact certainly requires a more detailed study.

We analyzed the different dynamic regimes as the shear rate increased, and related the different dynamics with the cross-over of the shear rate above each one of the equilibrium rates of the star molecule (see Table 2). These relaxation times are star rotation τ_{rot} , arm elastic relaxation τ_{arm} and τ_{lag} related to the fastest response of consecutive bonds. For $\dot{\gamma}\tau_{rot} > 1$, the molecule begins to rotate with a frequency smaller than about $\omega_L \sim \dot{\gamma}/2$. For $\dot{\gamma}\tau_{arm} > 1$, the molecules start to expand/contract in an under-damped fashion, with an (angular) frequency Ω . At larger shear rates, $\dot{\gamma}\tau_{lag} > 1$, the flow strains faster than the bond–bond interaction time. Hydrodynamic interactions delay the onset of the large $\dot{\gamma}$ regime. In this high-shear regime, the aspect ratio of the molecule scales like $G_{22}/G_{11} \rightarrow \dot{\gamma}^{-1}$, the molecular tilt as $\theta \sim \dot{\gamma}^{-1/2}$ and the molecular angular momentum seems to saturate $\omega_L \rightarrow \text{cte}$, while $\Omega \sim (\omega_L \dot{\gamma})^{1/2}$. The apparent “saturation” of ω_L is, however, only observed for stars with Hookean springs, but certainly not when using the FENE bonds. Moreover, the plateau of ω_L is not real because, at even larger shear rates, a star with harmonic springs behaves like a Gaussian polymer, for which $\omega_L \sim \dot{\gamma}^{-1}$. The situation in melts is much more complex. We analyzed the recent results of Xu and Chen⁷ along with those in the present work to show that $\omega_L \sim \dot{\gamma}^\alpha$ with exponents increasing with the functionality f ($\alpha \in [0.52, 0.79]$ for $f \in [3, 60]$). A definitive explanation of rotation and molecular breathing, stemming from the molecular architecture and mechanical properties, should take into account the force balance in the gradient and normal directions, including excluded volume and hydrodynamics.



The second part of the work concerned the expansion/contraction dynamics of the star molecules in shear. A relation for Ω was derived based on the force balance in the flow direction, leading to $\Omega \simeq c_f \dot{\gamma} (G_{22}/G_{11})^{1/2}$ (with G_{ij} the components of the gyration tensor and 1-flow and 2-gradient directions). We also showed that this relation can be expressed in terms of the molecular tilt angle θ and, alternatively, in terms of the orientational resistance parameter $\Omega = c_m m_g$, with $m_g = Wi \tan(2\theta)$. Using our results in solution and melt along with those in the recent literature, we suggest that this relation is general, as it holds excellently well in stars, rings and linear chains. The ratio $c_m = \Omega/m_g$ is of order one and slightly depends on polymer properties and environment (melt or solution, bond type, molecular architecture). In view of the present results, it would be interesting to study collective vibrations in dendrimers under shear flow. Our guess is that their dynamics would be similar to the “breathing” mode of star molecules, but the higher coordination required for “arms” and monomer displacements in dendrimers might somehow modify these collective dynamics. Another aspect to have in mind is that this study focuses on star molecules with relatively short arms, where entanglement is irrelevant. Previous studies³ indicate that entanglements do not qualitatively alter the star structure or dynamics at least for arms with $m \leq 30$ Kuhn lengths. However, it would be interesting to study if the entanglements created in star molecules with very long arms $m > 10^2$ (and large enough functionality) might lead to qualitatively different dynamics under shear flow, at very dilute concentration (below overlap).

As a final relevant contribution, we showed that, contrary to what is stated in relatively recent works,^{3,7,12–14} the angular frequency ω_L evaluated from the mean-flow approximation of a “rigid-body-like” equation for the molecular angular momentum L is not related with the rotation frequency of the monomers around their center of mass, ω_R . This frequency, ω_R , is the one determining the tank-treading motion of star-polymers and also ring chains.¹⁵ The error in previous works was to directly relate the rotation equation for a rigid-body with the much more complex rotation of soft-bodies, which would require a more elaborate framework.

Appendix: force balance in the long molecular axis

It is useful to consider the force balance in the molecular frame coordinates, given by the eigenvectors of the gyration tensor. A simplified geometrical description of the relation between elongations in the laboratory and molecular frame is given in Fig. 12. The figure shows the probability cloud of the monomers' location in the flow-gradient plane (for a SH+HI 12–6 star at $Wi = 30$). The ellipsoidal shape of the probability cloud is simplified in the figure (dashed white lines) to propose an approximated relation between elongations in the laboratory and molecular frame based on projections: $X_1 \sim X_1' \cos(\theta)$ while $X_2' \sim X_2 \cos(\theta)$.

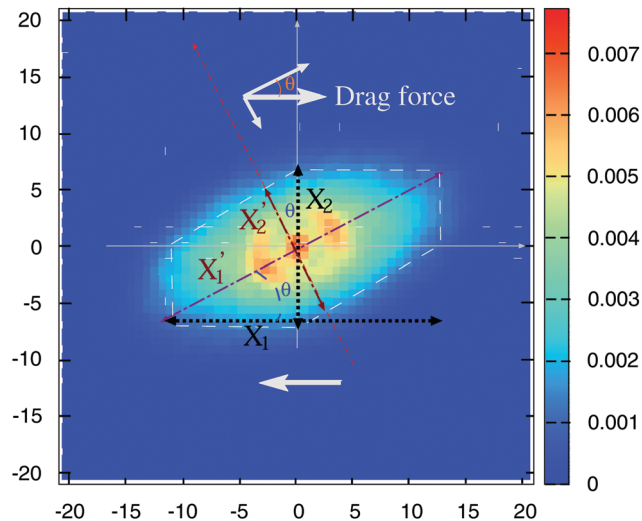


Fig. 12 Isocontours of the monomer locations around the molecule's center of mass in the flow-gradient direction for a star molecule in solution (SH+HI, 12–6 at $Wi = 30$). The arrows indicate the average molecular elongations in each direction of the laboratory frame and the molecular frame, tilted at an angle θ .

The flow drag pushes in the x_1 (lab) direction ($F_f = F_f x_1$) but its components in the molecular frame are $F_f' = F_f [\cos(\theta)x_1' - \sin(\theta)x_2']$ (see Fig. 12). When observed from the (tilted) molecular frame, the drag force stretches the molecule in the x_1' direction and compresses it in the x_2' direction. Such compression reduces the polymer width G_2 according to another force balance, to be studied in a subsequent work. Here, we consider the balance in the most elongated molecular x_1' -direction, where the average elastic force KX_1' should be balanced by the projected drag force $\dot{\gamma}X_2 \cos(\theta)$. Now, if $X_2 \sim X_2'/\cos(\theta)$, one concludes that

$$KX_1' \sim \xi \dot{\gamma} X_2',$$

which has a similar form to eqn (12) in the laboratory frame.

Acknowledgements

J. S. and M. P. acknowledge financial support through grants P1-0002 and J1-7435 from the Slovenian Research Agency. J. S. acknowledges financial support from Slovene Human Resources Development and Scholarship Fund (186. JR). R. D.-B. acknowledges support from the Spanish government under the national MINECO project FIS2013-47350-C5-1-R. Partial support from COST Action MP1305 and PRF-ACS grant 54312-ND9 is kindly acknowledged. We thank Raul Pérez Pelaez and Marc M. Schofield for their work on the cover figure.

References

- G. S. Grest, K. Kremer, S. T. Milner and T. A. Witten, *Macromolecules*, 1989, **22**, 1904–1910.
- C. N. Likos, *Phys. Rep.*, 2001, **348**, 267–439.



- 3 M. Ripoll, R. G. Winkler and G. Gompper, *Phys. Rev. Lett.*, 2006, **96**, 188302.
- 4 D. Vlassopoulos, G. Fytas, T. Pakula and J. Roovers, *J. Phys.: Condens. Matter*, 2001, **13**, R855.
- 5 K. J. Johnson, E. Glynos, G. Sakellariou and P. Green, *Macromolecules*, 2016, **49**, 5669–5676.
- 6 J. Sablić, M. Praprotnik and R. Delgado-Buscalioni, *Soft Matter*, 2016, **12**, 2416–2439.
- 7 X. Xu and J. Chen, *J. Chem. Phys.*, 2016, **144**, 244905.
- 8 B. W. Fitzgerald, H. Lentzakis, G. Sakellariou, D. Vlassopoulos and W. J. Briels, *J. Chem. Phys.*, 2014, **141**, 114907.
- 9 A. Chremos and J. F. Douglas, *J. Chem. Phys.*, 2015, **143**, 111104.
- 10 C. N. Likos, H. Löwen, M. Watzlawek, B. Abbas, O. Jucknischke, J. Allgaier and D. Richter, *Phys. Rev. Lett.*, 1998, **80**, 4450–4453.
- 11 G. S. Grest, L. J. Fetters, J. S. Huang and D. Richter, *Star Polymers: Experiment, Theory, and Simulation*, John Wiley and Sons, Inc., 2007, pp. 67–163.
- 12 S. P. Singh, D. A. Fedosov, A. Chatterji, R. G. Winkler and G. Gompper, *J. Phys.: Condens. Matter*, 2012, **24**, 464103.
- 13 S. P. Singh, A. Chatterji, G. Gompper and R. G. Winkler, *Macromolecules*, 2013, **46**, 8026–8036.
- 14 T. Yamamoto and N. Masaoka, *Rheol. Acta*, 2015, **54**, 139–147.
- 15 W. Chen, J. Chen and L. An, *Soft Matter*, 2013, **9**, 4312–4318.
- 16 G. De Fabritiis, R. Delgado-Buscalioni and P. V. Coveney, *Phys. Rev. Lett.*, 2006, **97**, 134501.
- 17 F. B. Usabiaga and R. Delgado-Buscalioni, *Macromol. Theory Simul.*, 2011, **20**, 466.
- 18 R. E. Teixeira, H. P. Babcock, E. S. G. Shaqfeh and S. Chu, *Macromolecules*, 2005, **38**, 581.
- 19 W. Chen, H. Zhao, L. Liu, J. Chen and Y. Li, *Soft Matter*, 2015, **11**, 5265.
- 20 E. J. Hinch and L. Leal, *J. Fluid Mech.*, 1979, **92**, 591.
- 21 D. P. Dodson WR, *Biophys. J.*, 2010, **99**, 2906–2916.
- 22 M. Abkarian, M. Faivre and A. Viallat, *Phys. Rev. Lett.*, 2007, **98**, 188302.
- 23 A. Z. K. Yazdani and P. Bagchi, *Phys. Rev. E: Stat., Nonlinear, Soft Matter Phys.*, 2011, **84**, 026314.
- 24 C. Aust, S. Hess and M. Kröger, *Macromolecules*, 2002, **35**, 8621–8630.
- 25 C. Hijon, P. Español, E. Vanden-Eijnden and R. Delgado-Buscalioni, *Faraday Discuss.*, 2010, **144**, 301–322.
- 26 R. M. Jendrejack, M. D. Graham and J. J. de Pablo, *J. Chem. Phys.*, 2000, **113**, 2894–2900.
- 27 R. M. Jendrejack, J. J. de Pablo and M. D. Graham, *J. Chem. Phys.*, 2002, **116**, 7752–7759.
- 28 M. Doi and S. F. Edwards, *The Theory of Polymer Dynamics*, Oxford University Press, Oxford, UK, 1990.
- 29 P. Español and P. Warren, *Europhys. Lett.*, 1995, **30**, 191.
- 30 T. Soddemann, B. Dünweg and K. Kremer, *Phys. Rev. E: Stat., Nonlinear, Soft Matter Phys.*, 2003, **68**, 046702.
- 31 C. Junghans, M. Praprotnik and K. Kremer, *Soft Matter*, 2008, **4**, 156–161.
- 32 R. Delgado-Buscalioni, J. Sablić and M. Praprotnik, *Eur. Phys. J.: Spec. Top.*, 2015, **224**, 2331–2349.
- 33 K. S. Kumar and J. R. Prakash, *J. Chem. Phys.*, 2004, **121**, 3886–3897.
- 34 J. G. H. Cifer and J. G. de la Torre, *Macromol. Theory Simul.*, 2004, **13**, 273–279.
- 35 M. Kröger, W. Loose and S. Hess, *J. Rheol.*, 1993, **37**, 1057–1079.
- 36 S. Gerashchenko and V. Steinberg, *Phys. Rev. Lett.*, 2006, **96**, 038304.
- 37 C. M. Schroeder, R. Teixeira, E. S. G. Shaqfeh and S. Chu, *Phys. Rev. Lett.*, 2005, **95**, 018301.
- 38 M. Chertkov, I. Kolokolov, V. Lebedev and K. Turitsyn, *J. Fluid Mech.*, 2005, **531**, 251.
- 39 R. Cerf, *J. Chim. Phys.*, 1969, **68**, 479.
- 40 E. R. Bazúa and M. C. Williams, *J. Polym. Sci.*, 1974, **12**, 825–848.
- 41 E. R. Bazúa and M. C. Williams, *J. Polym. Sci.*, 1974, **12**, 2397.
- 42 S. Hess and G. P. Morriss, in *Computer Simulations of Liquid Crystals and Polymers Proceedings of the NATO Advanced Research Workshop on Computational Methods for Polymers and Liquid Crystalline Polymers Erice, Italy 16–22 July 2003*, ed. P. Pasini, C. Zannoni and S. Žumer, Springer Netherlands, Dordrecht, 2005, ch. Rotation and Deformation of Polymer Molecules in Solutions Subjected to a Shear Flow, pp. 269–293.
- 43 P. Debye, *J. Chem. Phys.*, 1946, **14**, 636–639.
- 44 F. Balboa Usabiaga, X. Xie, R. Delgado-Buscalioni and A. Donev, *J. Chem. Phys.*, 2013, **139**, 214113.
- 45 C.-C. Huang, G. Sutmann, G. Gompper and R. G. Winkler, *Europhys. Lett.*, 2011, **93**, 54004.
- 46 R. Delgado-Buscalioni, *Phys. Rev. Lett.*, 2006, **96**, 088303.
- 47 X. Xu, J. Chen and L. An, *J. Chem. Phys.*, 2014, **140**, 174902.

