

Cite this: *Chem. Sci.*, 2017, 8, 6202

Received 11th May 2017

Accepted 1st July 2017

DOI: 10.1039/c7sc02112g

rsc.li/chemical-science

Bioinspired enantioselective synthesis of crinine-type alkaloids *via* iridium-catalyzed asymmetric hydrogenation of enones†

Xiao-Dong Zuo,^a Shu-Min Guo,^a Rui Yang,^a Jian-Hua Xie ^{*a} and Qi-Lin Zhou ^{*ab}

A bioinspired enantioselective synthesis of crinine-type alkaloids has been developed by iridium-catalyzed asymmetric hydrogenation of racemic cycloenones. The method features a biomimetic stereodivergent resolution of the substrates bearing a remote arylated quaternary stereocenter. Using this protocol, 24 crinine-type alkaloids and 8 analogues were synthesized in a concise and rapid way with high yield and high enantioselectivity.

Introduction

Amaryllidaceae alkaloids have long attracted the attention of synthetic chemists due to their significant bioactivities such as antitumor, antiviral, and anti-acetylcholinesterase activities, and the fascinating diversity of their structures. To date, more than 500 Amaryllidaceae alkaloids have been isolated from Amaryllidaceae plants.¹ However, only one member of them, galanthamine, has been approved as a prescription drug for the treatment of Alzheimer's disease.² Because these alkaloids are structurally intricate, general methods for their synthesis are lacking, which has hindered the study of their medicinal chemistry.

We recently became particularly interested in crinine-type alkaloids, a large subclass (more than 80 have been isolated) of the Amaryllidaceae alkaloid family, that possess an antipodal chiral 5,10*b*-ethanophenanthridine core skeleton with a benzylic all-carbon quaternary centre^{1c} (Fig. 1). For example, the parent alkaloid of the subclass, (–)-crinine, was first isolated in 1955 from the bulbs of two unidentified *Crinum* species from South Africa;³ (+)-vittatine, which has the opposite configuration to that of (–)-crinine, is another crinine-type alkaloid.⁴ Importantly, the crinine-type alkaloids are considered to be biogenic precursors of several types of Amaryllidaceae alkaloids including tazettine-, haemanthamine-, and narciclasine-type alkaloids⁵ (Fig. 1). Thus, exploring efficient methods for the rapid synthesis of diverse crinine-type alkaloids is particularly important and desirable. However, although

great efforts have been devoted to the development of synthetic methods to obtain crinine-type alkaloids, most of the reported approaches provided racemic products.⁶

We noticed that some Amaryllidaceae species can produce two similar alkaloids with enantiomeric skeletons. For example, both (–)-crinine and (+)-epivittatine have been isolated simultaneously from the bulbs of *Nerine bowdenii*, *Boophane flava*, and *Crinum moorei* (Scheme 1a).^{4b,9} Inspired by this natural phenomenon and the biosynthetic pathway of crinine-type alkaloids, we envisaged a new synthetic strategy that mimics the enzymatic reduction resolution of racemic oxocrinines **1** using synthetic chiral catalysts (Scheme 1b). Because racemic oxocrinines **1** can be prepared in only four steps in high yields by a biomimetic intramolecular phenolic oxidative coupling of *O*-methylnorbelladine derived from *L*-phenylalanine and *L*-tyrosine,^{6f} this asymmetric catalytic stereodivergent resolution

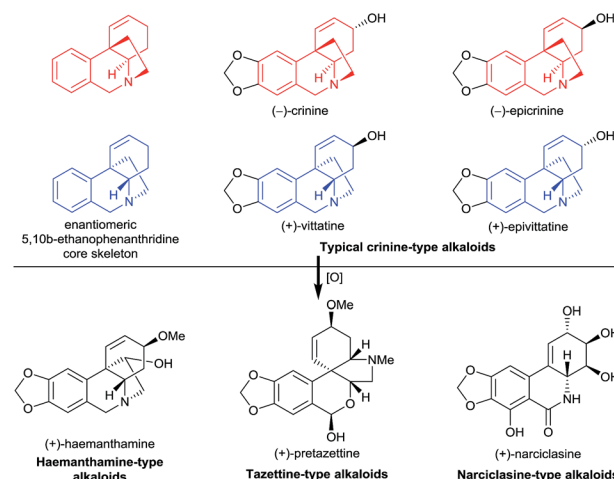
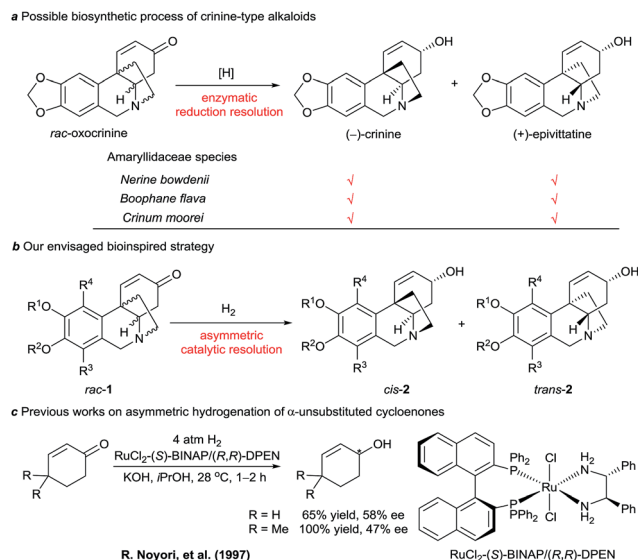


Fig. 1 Representative crinine-type alkaloids and Amaryllidaceae alkaloids derived possibly from crinine-type alkaloids.

^aState Key Laboratory and Institute of Elemento-Organic Chemistry, College of Chemistry, Nankai University, Tianjin 300071, China. E-mail: jhxie@nankai.edu.cn; qlzhou@nankai.edu.cn

^bCollaborative Innovation Center of Chemical Science and Engineering (Tianjin), Nankai University, Tianjin 300071, China

† Electronic supplementary information (ESI) available. See DOI: 10.1039/c7sc02112g



Scheme 1 Possible biosynthetic process of crinine-type alkaloids and our envisaged bioinspired strategy.

strategy¹⁰ will provide a concise and rapid approach to diverse crinine-type alkaloids and their analogues.

Results and discussion

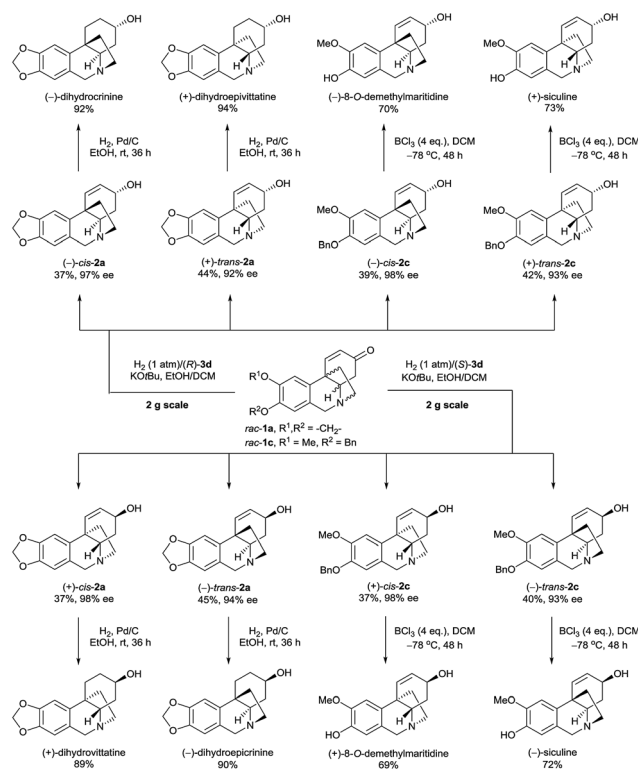
Although asymmetric hydrogenation of the ketone group of α,β -unsaturated ketones is an efficient way for synthesising optically active allylic alcohols,¹¹ the asymmetric hydrogenation of cyclohexenones with no substituent at the α -position is still a challenge (Scheme 1c).¹² To find efficient chiral catalysts for the asymmetric hydrogenation of racemic oxocrinines **1**, we investigated chiral spiro iridium catalysts Ir-SpiroPAP (**3**)¹³ developed in our laboratory. The racemic oxocrinines **1** were prepared in four steps with 55–66% yield from commercially available starting materials using Node's biomimetic procedure^{6f} (see the ESI†). Asymmetric hydrogenation of *rac*-**1a** (R^1 , $R^2 = -CH_2-$, R^3 , $R^4 = H$) was firstly carried out using the catalyst (*R*)-**3a**. When the hydrogenation of *rac*-**1a** was performed under 1 atm of H_2 pressure with KOtBu as the base in EtOH at room temperature, the reaction was completed within 0.8 h and the desired products $(-)$ -*cis*-**2a** and $(+)$ -*trans*-**2a** were obtained in 91% yield with a $(-)$ -*cis*-**2a**/ $(+)$ -*trans*-**2a** ratio of 11 : 88. However,

Table 1 Optimization of the reaction conditions for the asymmetric hydrogenation of *rac*-**1a**^a

							ee ^d (%)	
Entry	(<i>R</i>)- 3	Sol.	Base	Time (h)	Yield ^b (%)	<i>cis/trans</i> ^c	<i>cis</i>	<i>trans</i>
1	(<i>R</i>)- 3a	EtOH	KOtBu	0.8	91	11 : 88	90	27
2	(<i>R</i>)- 3b	EtOH	KOtBu	0.5	89	15 : 85	88	23
3	(<i>R</i>)- 3c	EtOH	KOtBu	0.8	95	46 : 54	90	86
4	(<i>R</i>)- 3d	EtOH	KOtBu	0.5	93	45 : 55	97	87
5	(<i>R</i>)- 3e	EtOH	KOtBu	1.0	90	42 : 58	91	77
6	(<i>R</i>)- 3f	EtOH	KOtBu	0.3	95	36 : 64	94	64
7	(<i>R</i>)- 3d	MeOH	KOtBu	0.7	92	40 : 60	92	76
8	(<i>R</i>)- 3d	<i>n</i> PrOH	KOtBu	0.8	91	43 : 57	95	90
9	(<i>R</i>)- 3d	EtOH	KOH	0.3	90	46 : 54	95	87
10	(<i>R</i>)- 3a	EtOH	K ₂ CO ₃	0.5	91	46 : 54	95	87
11	(<i>R</i>)- 3d	EtOH	Et ₃ N	19	79	38 : 62	90	90
12 ^e	(<i>R</i>)- 3d	EtOH	KOtBu	0.3	90	44 : 56	99	85
13 ^f	(<i>R</i>)- 3d	EtOH	KOtBu	3	93	46 : 54	98	88
14 ^g	(<i>R</i>)- 3d	EtOH	KOtBu	7.5	91	46 : 54	94	88
15 ^h	(<i>R</i>)- 3d	EtOH	KOtBu	9	89	46 : 54	99	90
16 ⁱ	(<i>R</i>)- 3d	EtOH	KOtBu	8.5	94	46 : 54	97	93

^a Reaction conditions: 1 mmol scale, [**1a**] = 0.17 M, 0.1 mol% of (*R*)-**3**, [base] = 0.017 M, solvent (6.0 mL), 1 atm of H_2 , room temperature (22–27 °C), 100% conversion. ^b Isolated yield of the mixture of $(-)$ -*cis*-**2a** and $(+)$ -*trans*-**2a**. ^c The ratio of *cis* to *trans* was determined by ¹H NMR. ^d The ee values of $(-)$ -*cis*-**2a** and $(+)$ -*trans*-**2a** were determined by chiral HPLC (Chiralcel OD-3 column) after converting them into benzoyl esters. ^e Under 5 atm of H_2 . ^f At 0 °C. ^g At 0 °C, and [KOtBu] = 0.034 M. ^h At 0 °C, and [KOtBu] = 0.008 M. ⁱ At 0 °C, [KOtBu] = 0.008 M, and DCM as co-solvent (ethanol/DCM = 5 : 2).





Scheme 2 Asymmetric syntheses of 8-*O*-demethylmaritidines, siculines and dihydrocrinine-type alkaloids on the gram-scale.

$$\text{(-)-cis-2a (R}^3 = \text{H)} \xrightarrow[\text{DCM, rt, 36 h}]{\text{HBF}_4, \text{ TMSCH}_2\text{N}_2} \text{(-)-buphanisine (R}^3 = \text{H), 62\%}$$

$$\text{(-)-cis-2d (R}^3 = \text{OMe)} \xrightarrow[\text{DCM, rt, 36 h}]{\text{HBF}_4, \text{ TMSCH}_2\text{N}_2} \text{(-)-buphanidine (R}^3 = \text{OMe), 68\%}$$

$$\text{(-)-trans-2a} \xrightarrow[\text{CF}_3\text{CO}_2\text{H/DCM, rt, 48 h, 68\%}]{\text{CCl}_4\text{CN, H}_2\text{O}_2 \text{ (aq.)}}$$

$$\text{4} \xrightarrow[\text{2) LiAlH}_4, \text{ THF, rt, 0.5 h, 60\%}]{\text{1) PPh}_3, \text{ DEAD, PhCO}_2\text{H, THF, 80 }^\circ\text{C, 5 h}}$$

$$\text{(-)-flexinine} \xrightarrow[\text{DCM, rt, 36 h, 69\%}]{\text{HBF}_4, \text{ TMSCH}_2\text{N}_2} \text{(-)-augustine}$$

Scheme 3 Asymmetric synthesis of *O*-methyl crinine-type alkaloids and analogues.

the direct isolation of the mixture of (–)-*cis*-**2a** and (+)-*trans*-**2a** by chromatography on a Sephadex LH-20 column according to Codina's protocol,¹⁴ but it was demonstrated to be difficult. Fortunately, we found that the mixture can be isolated by converting them into benzoyl esters, and after hydrolysis of the isolated benzoyl esters (–)-*cis*-**2a** and (+)-*trans*-**2a** can be obtained in pure form with high yield.

Using this bioinspired asymmetric hydrogenation stereo-divergent resolution method, a range of crinine-type alkaloids

and analogues were synthesized from the corresponding racemic oxocrinines **1** (Table 2). In each reaction, two crinine-type alkaloids or analogues were obtained in high yield with high enantioselectivity. The absolute configurations of the products were determined by the configuration of the catalyst.

The Ir-SpiroPAP-catalyzed asymmetric hydrogenation of oxocrinines **1** could be performed on a multigram scale (Scheme 2). For example, hydrogenation of substrates *rac*-**1a** and *rac*-**1c** on a 2 g scale produced (–)-*cis*-**2a** and (+)-*trans*-**2a**, and (–)-*cis*-**2c** and (+)-*trans*-**2c** in the presence of the catalyst (*R*)-**3d** and produced (+)-*cis*-**2a** and (–)-*trans*-**2a**, and (+)-*cis*-**2c** and (–)-*trans*-**2c** in the presence of the catalyst (*S*)-**3d**, with high yields and high enantioselectivities. After saturation of the C=C bonds of alkaloids **2a** over Pd/C, four dihydrocrinine-type alkaloids were obtained: (–)-dihydrocrinine,¹⁵ (+)-dihydrovittatine,¹⁶ (+)-dihydroepivittatine,¹⁷ and (–)-dihydroepicrinine.¹⁷ By debenzoylation of alkaloids **2c** with boron trichloride (BCl₃), four naturally occurring crinine-type alkaloids were obtained: (+)-8-*O*-demethylmaritidine,¹⁸ (–)-8-*O*-demethylmaritidine,¹⁹ (+)-siculine,¹⁶ and (–)-siculine.²⁰

The methylation of the hydroxy group of the alkaloids **2** can offer *O*-methyl crinine-type alkaloids. When (–)-*cis*-**2a** and (–)-*cis*-**2d** were treated with TMSCH₂N₂ (trimethylsilyl diazomethane) in the presence of HBF₄ in DCM, another two alkaloids, (–)-buphanisine and (–)-buphanidrine,²¹ were obtained in 62% and 68% yield, respectively (Scheme 3). According to Guillou's procedure,^{9,22} (–)-*trans*-**2a** was successfully oxidized with peroxymidic acid generated *in situ* from CCl₃CN/H₂O₂ to the epoxide **4** in 68% yield in the presence of trifluoroacetic acid. A Mitsunobu reaction converted the epoxide **4** to the benzoate, followed by the removal of the benzoyl group with LiAlH₄, yielding (–)-flexinine²³ in 60% yield (2 steps). The (–)-flexinine was reacted with TMSCH₂N₂ in the presence of HBF₄ in DCM to produce (–)-augustine in 69% yield. Thus, the enantioselective syntheses of (–)-buphanisine, (–)-buphanidrine, (–)-flexinine, and (–)-augustine were also achieved.

Conclusions

In conclusion, we have developed a bioinspired strategy for the rapid enantioselective synthesis of crinine-type alkaloids. This strategy features an iridium-catalyzed asymmetric hydrogenation of racemic cycloenones with a remote arylated quaternary stereocenter *via* stereodivergent resolution. Using this new strategy, we synthesized a total of 24 crinine-type alkaloids and 8 analogues in 7.9–29.4% yields in only five or nine steps (seven or eleven steps including the esterification and hydrolysis in the separation of the hydrogenation products). Among these crinine-type alkaloids, seven have been previously synthesized with 8–20 steps in 0.6–13.2% yields (see also ESI†).^{7,8} Eleven were synthesized for the first time: (+)- and (–)-8-*O*-demethylmaritidine, (+)- and (–)-siculine, (–)-maritidine, (–)-epimaritidine, (+)-powelline, (+)-epipowelline, (–)-buphanidrine, (–)-flexinine and (–)-augustine. The concise, practical strategy reported here for the synthesis of crinine-type alkaloids and analogues is expected to be applicable for the rapid syntheses of

other types of Amaryllidaceae alkaloids or even other types of natural products.

Acknowledgements

We thank the National Natural Science Foundation of China (No. 21325207, 21532003, and 21421062), and the “111” project (B06005) of the Ministry of Education of China for financial support.

Notes and references

- (a) J. J. Nair, J. Bastida, C. Codina, F. Viladomat and J. V. Staden, *Nat. Prod. Commun.*, 2013, **8**, 1335; (b) Z. Jin and X.-H. Xu, in *Natural Products: Phytochemistry, Botany and Metabolism of Alkaloids, Phenolics and Terpenes*, ed. K. G. Ramawat and J. M. Mérillon, Springer-Verlag, Berlin Heidelberg, 2013, p. 479; (c) Y. Ding, D. Qu, K.-M. Zhang, X.-X. Cang, Z.-N. Kou, W. Xiao and J.-B. Zhu, *J. Asian Nat. Prod. Res.*, 2016, **12**, 1.
- P. Williams, A. Sorribas and M.-J. R. Howes, *Nat. Prod. Rep.*, 2011, **28**, 48.
- L. H. Masone, E. R. Puschett and W. C. Wildman, *J. Am. Chem. Soc.*, 1955, **77**, 1253.
- (a) H.-G. Boit, *Chem. Ber.*, 1956, **89**, 1129; (b) A. I. Feinstein and W. C. Wildman, *J. Org. Chem.*, 1976, **41**, 2447.
- M. B. Kilgore and T. M. Kutchan, *Phytochem. Rev.*, 2016, **15**, 317.
- (a) H. Muxfeldt, R. S. Schneider and J. B. Mooberry, *J. Am. Chem. Soc.*, 1966, **88**, 3670; (b) H. W. Whitlock and G. L. Smith, *J. Am. Chem. Soc.*, 1967, **89**, 3600; (c) R. V. Stevens, L. E. DuPree Jr and P. L. Loewenstein, *J. Org. Chem.*, 1972, **37**, 977; (d) G. E. Keck and R. R. Webb II, *J. Am. Chem. Soc.*, 1981, **103**, 3173; (e) I. H. Sánchez, F. J. López, J. J. Soria, M. I. Larrazza and H. J. Flores, *J. Am. Chem. Soc.*, 1983, **105**, 7640; (f) S. F. Martin and C. L. Campbell, *Tetrahedron Lett.*, 1987, **28**, 503; (g) W. H. Pearson and F. E. Lovering, *Tetrahedron Lett.*, 1994, **35**, 9173; (h) C. Bru, C. Thal and C. Guillou, *Org. Lett.*, 2003, **5**, 1845; (i) S. Kodama, H. Takita, T. Kajimoto, K. Nishide and M. Node, *Tetrahedron*, 2004, **60**, 4901; (j) C. Bru and C. Guillou, *Tetrahedron*, 2006, **62**, 9043; (k) H. F. Anwar and T. V. Hansen, *Synlett*, 2008, 2681; (l) N. T. Tam and C.-G. Cho, *Org. Lett.*, 2008, **10**, 601; (m) K. M. Bogle, D. J. Hirst and D. J. Dixon, *Org. Lett.*, 2010, **12**, 1252; (n) K. M. Bogle, D. J. Hirst and D. J. Dixon, *Tetrahedron*, 2010, **66**, 6399.
- (a) S.-I. Yamada, K. Tomioka and K. Koga, *Tetrahedron Lett.*, 1976, **17**, 57; (b) K. Tomioka, K. Koga and S.-I. Yamada, *Chem. Pharm. Bull.*, 1977, **25**, 2681; (c) L. E. Overman and S. Sugai, *Helv. Chim. Acta*, 1985, **68**, 745; (d) Y. Kita, T. Takeda, M. Gyoten, H. Tohma, M. H. Zenk and J. Eichhorn, *J. Org. Chem.*, 1996, **61**, 5857; (e) M. Bohno, H. Imase and N. Chida, *Chem. Commun.*, 2004, 1086; (f) M. Bohno, K. Sugie, H. Imase, Y. N. Yusof, T. Oishib and N. Chida, *Tetrahedron*, 2007, **63**, 6977; (g) G. Rousseau, R. Lebeuf,



- K. Schenk, F. Castet, F. Robert and Y. Landais, *Chem.-Eur. J.*, 2014, **20**, 14771.
- 8 M.-X. Wei, C.-T. Wang, J.-Y. Du, H. Qu, P.-R. Yin, X. Bao, X.-Y. Ma, X.-H. Zhao, G.-B. Zhang and C.-A. Fan, *Chem.-Asian J.*, 2013, **8**, 1966.
- 9 (a) R. E. Lyle, E. A. Kielar, J. R. Crowder and W. C. Wildman, *J. Am. Chem. Soc.*, 1960, **82**, 2625; (b) F. Viladomat, J. Bastida, C. Codina, W. E. Campbell and S. Mathee, *Phytochemistry*, 1995, **40**, 307.
- 10 For recent reviews on stereodivergent reactions of racemic mixtures, see: (a) H. B. Kagan, *Tetrahedron*, 2001, **57**, 2449; (b) E. Vedejs and M. Jure, *Angew. Chem., Int. Ed.*, 2005, **44**, 3974; (c) L. C. Miller and R. Sarpong, *Chem. Soc. Rev.*, 2011, **40**, 4550; For selected papers, see: (d) N. T. Reynolds and T. Rovis, *Tetrahedron*, 2005, **61**, 6368; (e) C. K. Jana and A. Studer, *Angew. Chem., Int. Ed.*, 2007, **46**, 6542; (f) L. C. Miller, J. M. Ndungu and R. Sarpong, *Angew. Chem., Int. Ed.*, 2009, **48**, 2398; (g) Y. Lian, L. C. Miller, S. Born, R. Sarpong and H. M. L. Davies, *J. Am. Chem. Soc.*, 2010, **132**, 12422; (h) S. Samanta, S. Perera and C.-G. Zhao, *J. Org. Chem.*, 2010, **75**, 1101.
- 11 For reviews of asymmetric hydrogenation of enones to chiral allylic alcohols see: (a) R. Noyori and T. Okuma, *Angew. Chem., Int. Ed.*, 2001, **40**, 40; for selected recent papers, see: (b) N. Arai, K. Azuma, N. Nii and T. Ohkuma, *Angew. Chem., Int. Ed.*, 2008, **47**, 7457; (c) H. Shimizu, T. Nagano, N. Sayo, T. Saito, T. Ohshima and K. Mashima, *Synlett*, 2009, 3143; (d) J.-B. Xie, J.-H. Xie, X.-Y. Liu, W.-L. Kong, S. Li and Q.-L. Zhou, *J. Am. Chem. Soc.*, 2010, **132**, 4538; (e) Q.-Q. Zhang, J.-H. Xie, X.-H. Yang, J.-B. Xie and Q.-L. Zhou, *Org. Lett.*, 2012, **14**, 6158; (f) X. Chen, H. Zhou, K. Zhang, J. Li and H. Huang, *Org. Lett.*, 2014, **16**, 3912.
- 12 The existence of a substituent such as a methyl group at the α -position of the cyclohexenones is crucial for obtaining high enantioselectivity, see: (a) T. Ohkuma, H. Ooka, T. Ikariya and R. Noyori, *J. Am. Chem. Soc.*, 1995, **117**, 10417; (b) T. Ohkuma, H. Ikehira, T. Ikariya and R. Noyori, *Synlett*, 1997, 467; (c) T. Ohkuma, T. Hattori, H. Ooka, T. Inoue and R. Noyori, *Org. Lett.*, 2004, **6**, 2681.
- 13 (a) J.-H. Xie, X.-Y. Liu, J.-B. Xie, L.-X. Wang and Q.-L. Zhou, *Angew. Chem., Int. Ed.*, 2011, **50**, 7329; (b) J.-H. Xie, X.-Y. Liu, X.-H. Yang, J.-B. Xie, L.-X. Wang and Q.-L. Zhou, *Angew. Chem., Int. Ed.*, 2012, **51**, 201.
- 14 Codina, *et al.* reported that (–)-crinine and (+)-epivittatine can be isolated by chromatography on a Sephadex LH-20 column. See ref. 9b.
- 15 W. C. Wildman, *J. Am. Chem. Soc.*, 1958, **80**, 2567.
- 16 C.-K. Chen, F.-H. Lin, L.-H. Tseng, C.-L. Jiang and S.-S. Lee, *J. Nat. Prod.*, 2011, **74**, 411.
- 17 H. Irie, S. Uyeo and A. Yoshitake, *J. Chem. Soc. C*, 1968, 1802.
- 18 M. Kihara, T. Koike, Y. Imakura, K. Kida, T. Shingu and S. Kobayashi, *Chem. Pharm. Bull.*, 1987, **35**, 1070.
- 19 A. H. Abou-Donia, M. E. Amer, F. A. Darwish, F. F. Kassem, H. M. Hammada, M. S. Abdel-Kader, B.-N. Zhou and D. G. Kingston, *Planta Med.*, 2002, **68**, 379.
- 20 V. Pabuçcuoğlu, P. Richomme, T. Gözler, B. Kivçak, A. J. Freyer and M. Shamma, *J. Nat. Prod.*, 1989, **52**, 785.
- 21 A. Machocho, S. C. Chhabra, F. Viladomat, C. Codina and J. Bastida, *Phytochemistry*, 1999, **51**, 1185.
- 22 (a) K. Likhitwitayawuid, C. K. Angerhofer, H. Chai, J. M. Pezzuto, G. A. Cordell and N. Ruangrunsi, *J. Nat. Prod.*, 1991, **56**, 1331; (b) L. H. Pham, W. Dopke, J. Wagner and C. Mugge, *Phytochemistry*, 1998, **48**, 371.
- 23 (a) A. A. Ali, H. M. El Sayed, O. M. Abdallah and W. Steglisch, *Phytochemistry*, 1986, **25**, 2399; (b) A. K. Machocho, J. Bastida, C. Codina, F. Viladomat, R. Brun and S. C. Chhabra, *Phytochemistry*, 2004, **65**, 3143.

