

Cite this: *Chem. Sci.*, 2017, 8, 6066Received 15th April 2017
Accepted 22nd May 2017

DOI: 10.1039/c7sc01684k

rsc.li/chemical-science

Selective C–O bond formation via a photocatalytic radical coupling strategy: access to perfluoroalkoxylated (OR_F) arenes and heteroarenes†

Johnny W. Lee,^{ab} Dominique N. Spiegowski^{ab} and Ming-Yu Ngai^{*ab}

Development of an efficient process that employs commercially available and cost effective reagents for the synthesis of perfluoroalkoxylated aromatic compounds (Ar–OR_F) remains a daunting challenge in organic synthesis. Herein, we report the first catalytic protocol using readily available perfluoroalkyl iodides (R_FI) and *N*-(hetero)aryl-*N*-hydroxylamides to access a wide range of perfluoroalkoxylated (hetero)arenes. Mild reaction conditions allow for selective O–R_F bond formation over a broad substrate scope and are tolerant of a wide variety of functional groups. Mechanistic studies suggest the formation and recombination of persistent *N*-hydroxyl radicals and transient R_F radicals under photocatalytic reaction conditions to generate N–OR_F compounds that rearrange to afford the desired products.

Introduction

Molecules containing a perfluoroalkoxy group (OR_F) have emerged as an important class of compounds in the fields of pharmaceutical, agrochemical, and materials science because incorporation of an OR_F group into organic compounds often improves thermal, chemical and metabolic stability, lipophilicity, and bioavailability of parent molecules.^{1–10} While much progress has been made for late stage fluorination,^{11,12} perfluoroalkylation,^{13–15} and perfluoroalkylthiolation^{16–19} of (hetero)arenes, the facile synthesis of perfluoroalkoxylated (hetero)aromatic compounds remains an unmet challenge in synthetic organic chemistry.^{9,20–25} Unlike their analogous alkoxy groups, formation of an O–R_F bond (*e.g.* R_F = CF₃) via direct S_N2 type displacement is unfavorable due to (i) strong electron repulsion between fluorine atoms and incoming nucleophiles and (ii) the formation of an energetically adverse CF₃ carbocation transition state (TS) structure (Fig. 1a).^{2,26} Umemoto *et al.* addressed this issue with an elegant electrophilic O–R_F bond formation strategy via radical intermediates,²⁰ yet the non-selective formation of O- and C-perfluoroalkylated products limited its synthetic utility. Although new strategies for the synthesis of perfluoroalkoxylated (hetero)arenes have emerged over the past few years,^{23,27–32} a general and mild catalytic process has yet to be developed. As a result, the full potential of perfluoroalkoxylated (hetero)

aromatic compounds has not been fully exploited across a broad spectrum of technological applications.

To address this challenge, we recently developed tri-fluoromethoxylation reactions of aromatic compounds using *N*-(hetero)aryl-*N*-hydroxylamides and Togni reagents under mild reaction conditions.^{33,34} Our operationally simple and scalable protocols provide access to a diverse array of tri-fluoromethoxylated (hetero)aromatics with complex molecular architectures. Nevertheless, the high cost and multi-step synthesis of Togni reagents (*e.g.* Togni reagent I costs \$55 980 mol^{−1})³⁵ might hinder their synthetic application. Furthermore, preparation of other O-perfluoroalkylated analogues requires the use of unique hypervalent iodine(III) perfluorinating

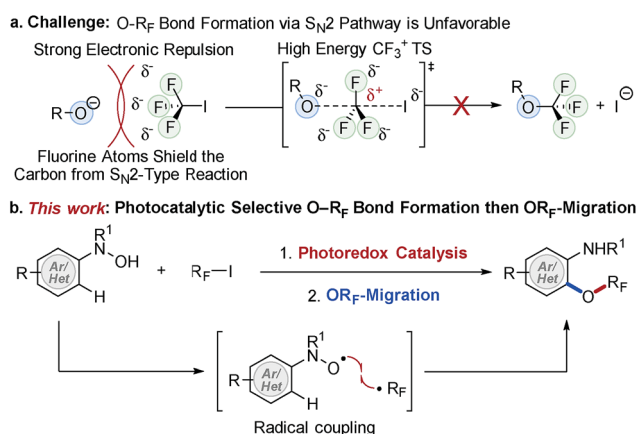


Fig. 1 Photocatalytic radical coupling for the synthesis of perfluoroalkoxylated (hetero)arenes.

^aDepartment of Chemistry, Stony Brook University, Stony Brook, New York 11794-3400, USA. E-mail: ming-yu.ngai@stonybrook.edu

^bInstitute of Chemical Biology and Drug Discovery, Stony Brook University, Stony Brook, New York 11794-3400, USA

† Electronic supplementary information (ESI) available. See DOI: 10.1039/c7sc01684k

reagents, which are commercially unavailable, synthetically-inaccessible, and thermally unstable. In order to develop a general method to access perfluoroalkoxylated (hetero)arenes, we turned our attention to R_F -I reagents (R_F = perfluoroalkyl) that are commercially available and cost efficient (e.g. CF_3I costs $\$83\text{ mol}^{-1}$).³⁵ Based on our prior mechanistic studies,³⁶ selective O- R_F bond formation is feasible if *N*-hydroxyl and R_F radicals are generated simultaneously.³⁷ Although direct single electron transfer (SET) from *N*-(hetero)aryl-*N*-hydroxylamides to R_F -I is kinetically and thermodynamically unfavorable, we hypothesize that such a SET process could be facilitated by using an appropriate photoredox catalyst.^{15,38,39} Herein, we describe our efforts to develop the first photocatalytic radical coupling reaction of *N*-(hetero)aryl-*N*-hydroxylamides with R_F -I to form N -OR_F compounds, which then undergo OR_F-migration to afford a wide variety of perfluoroalkoxylated (hetero)arenes (Fig. 1b).

Results and discussion

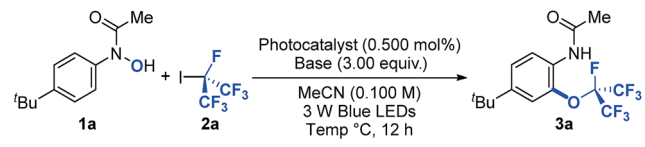
To examine the feasibility of our hypothesis, we started our investigation using *N*-(*p*-*tert*-butylphenyl)-*N*-hydroxylamide (**1a**) and perfluoroisopropyl iodide (**2a**) as model substrates. Pleasingly, after exposure of **1a** (1.00 equiv.) and **2a** (8.00 equiv.) to visible light irradiation [3 W blue light-emitting diodes (LEDs)] in the presence of a ruthenium photoredox catalyst [$Ru(bpy)_3$ (PF_6)₂, (0.500 mol%)] and potassium carbonate (3.00 equiv.) in acetonitrile (0.100 M) at 23 °C for 12 hours, we obtained the desired product **3a** in 38% yield (Table 1, entry 1). Exploration of photoredox catalysts, solvents, bases, concentrations, reactant stoichiometry and catalyst loading did not improve the product yield (entries 2–5). A breakthrough in optimization came when we lowered the reaction temperature to 0 °C, at which an 80%

yield of the desired product **3a** was obtained (entry 6). It is noteworthy that we did not observe addition of R_F radicals directly to arenes even though such a reaction has been developed under photoredox-catalyzed reaction conditions.^{15,40} Apparently, this is due to the persistent radical effect that coupling of O- and R_F -radicals is more favorable than the addition of R_F radicals to arenes.^{41,42} Finally, control experiments showed that a photoredox catalyst, a base, light, and an oxygen-free atmosphere are critical for the success of the perfluoroalkylation reaction (entries 7–10).

With the optimized reaction conditions in hand, we explored the scope of the perfluoroisopropylation reaction with respect to *N*-(hetero)aryl-*N*-hydroxylamides (**1a–1t**) (Table 2).⁴³ The optimized reaction conditions were compatible with both aromatic and heteroaromatic hydroxylamides bearing a wide variety of functional groups and molecular scaffolds. For example, substrates with benzylic hydrogens, which are often prone to hydrogen atom abstraction in the presence of radical species, are tolerated (**3b–3e** and **3q–3s**). Presumably, the rate of O- and R_F -radical coupling is faster than that of benzylic hydrogen atom abstraction. These results further demonstrate the chemoselectivity of our protocol. In addition, halogen functionalities (**3f–3i**, **3n**, **3o** and **3q**) remained intact after the reaction, providing easy handles for further synthetic elaborations. Substrates containing polyfluoromethyl ethers were also viable and afforded good yields of the desired products (**3j** and **3k**). Moreover, products derived from the heterocyclic *N*-hydroxylamides such as benzofuran (**3l**) and benzothiophene (**3m**) were formed smoothly with high levels of regioselectivity. Other functional groups such as esters (**3e** and **3m**), ketones (**3l** and **3s**), ethers (**3q–3t**), carbamates (**3e**), 1,2,4-oxadiazoles (**3n**), oxindoles (**3o**), pyrazoles (**3p**), pyridines (**3p–3t**) and ketals (**3t**) were susceptible to OR_F addition as well. Importantly, more complex *N*-pyridinyl-*N*-hydroxylamides derived from estrone and diacetone-*D*-glucose could be effectively converted to their perfluoroisopropylated analogs (**3s** and **3t**), demonstrating that this method can be used in the preparation of pharmaceutically relevant compounds. Notably, none of the perfluoroisopropylated arenes and pyridines reported herein have been prepared prior to this study.

Trifluoromethoxy aryl ethers (Ar-OCF₃) are constituents of several pharmaceutically active compounds, agrochemicals, and functional materials.^{3,5,6,8,9} As a result, significant effort has recently been directed towards uncovering general and practical protocols for their preparation,^{6,24,25} yet methods that use commercially available CF₃I for their preparation have not been developed. We were pleased to see that our photocatalytic protocol can also be used for the synthesis of trifluoromethoxylated arenes (**4a–4d**) from CF₃I (Table 3). In general, O-trifluoromethylation required a longer reaction time (48 h vs. 12–24 h for heptafluoroalkoxylation), possibly due to the lower reduction potential of CF₃I ($E_{1/2}^{\text{red}} = -1.52\text{ V vs. SCE}$)⁴⁴ in comparison with (CF₃)₂CFI ($E_{1/2}^{\text{red}} = -0.66\text{ V vs. SCE}$),⁴⁴ which required an over-potential of 0.19 V for the reduction of CF₃I to generate the CF₃ radical using $Ru(bpy)_3^+$ ($E_{1/2}^{\text{red}} = -1.33\text{ V vs. SCE}$).⁴⁵ In addition, other perfluoroalkyl iodides such as 1,1,1,2,2,3,4,4,4-nonafluoro-3-iodobutane and *n*-

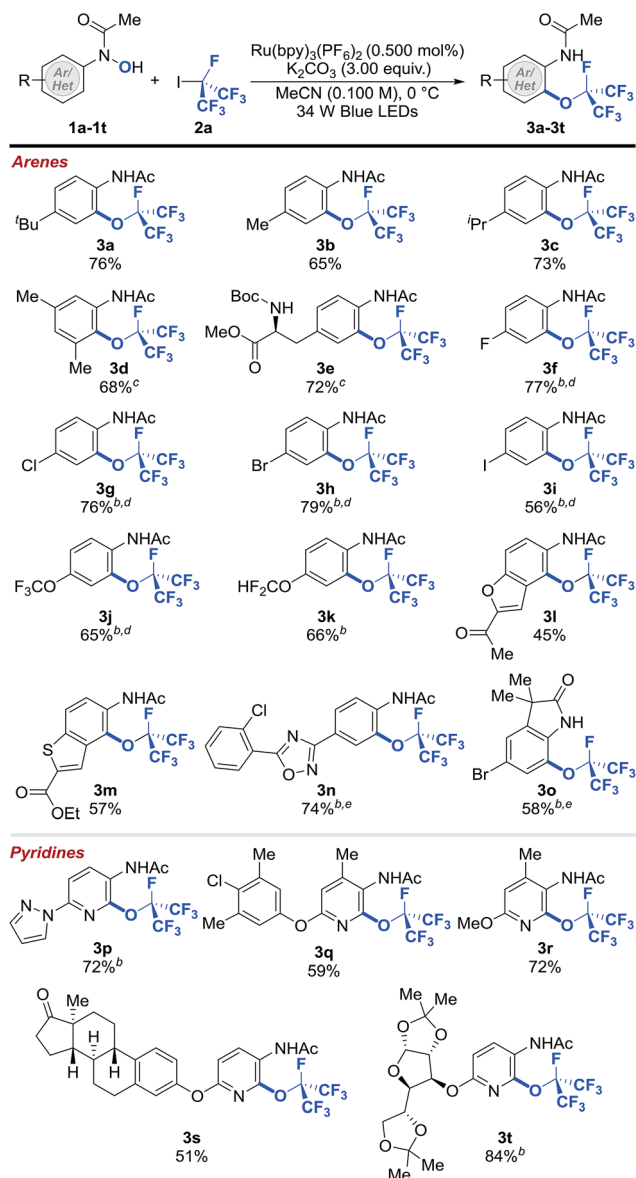
Table 1 Optimization of the perfluoroalkoxylation reaction



Entry	Photocatalyst	Base	Temp (°C)	Yield ^a (%)
1	$Ru(bpy)_3(PF_6)_2$	K_2CO_3	23	38
2	Rhodamine 6-G	K_2CO_3	23	<5
3	<i>fac</i> -Ir(ppy) ₃	K_2CO_3	23	17
4	$Ru(bpy)_3(PF_6)_2$	K_3PO_4	23	12
5	$Ru(bpy)_3(PF_6)_2$	2,6-Lutidine	23	12
6	$Ru(bpy)_3(PF_6)_2$	K_2CO_3	0	80
7	—	K_2CO_3	0	<5
8	$Ru(bpy)_3(PF_6)_2$	—	0	<5
9	$Ru(bpy)_3(PF_6)_2$	K_2CO_3	0	<5 ^b
10	$Ru(bpy)_3(PF_6)_2$	K_2CO_3	0	<5 ^c

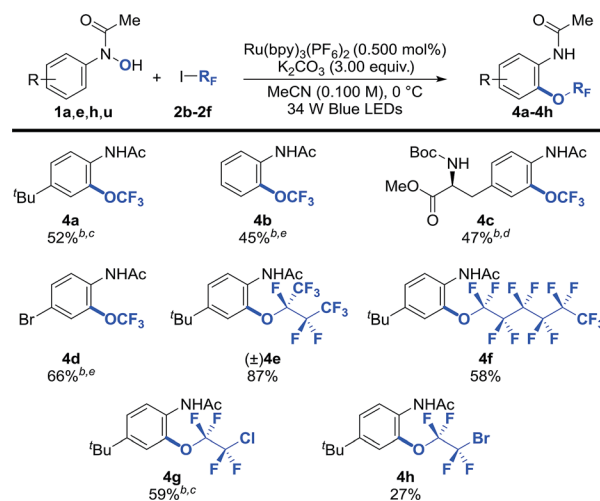
^a Reaction conditions: **1a** (1.00 equiv.), **2a** (8.00 equiv.), photocatalyst (0.500 mol%) and base (3.00 equiv.) in MeCN (0.100 M) for 12 h. Yields were determined by ¹⁹F NMR using trifluorotoluene as the internal standard. ^b No light. ^c Exposed to air.



Table 2 Selected examples of the perfluoroisopropylation of arenes and heteroarenes^a

^a Reaction conditions: **1** (1.00 equiv.), **2a** (8.00 equiv.), Ru(bpy)₃(PF₆)₂ (0.500 mol%), K₂CO₃ (3.00 equiv.) in MeCN (0.100 M) at 0 °C. Cited yields are for isolated material. ^b –40 °C. ^c Following perfluoroalkylation, the reaction was heated to 40 °C. ^d Following O-perfluoroalkylation, the reaction was filtered, concentrated and the residue was dissolved in MeCN and heated to 80 °C. ^e Following O-perfluoroalkylation, the reaction was filtered, concentrated and the residue was dissolved in MeNO₂ and heated to 120 °C. See ESI for further experimental details.†

perfluorohexyliodide coupled smoothly to afford the desired products (**4e** and **4f**) in synthetically useful yields. Importantly, our reaction is applicable to polyfluoroalkyl iodides such as 1-chloro-2-iodo-tetrafluoroethane and 1-bromo-2-iodotetrafluoroethane, albeit that **4h** was obtained in a lower yield. This may be due to the instability of the 1-bromotetrafluoroethoxide species generated during the OR_F-migration

Table 3 Selected examples of the polyfluoroalkoxylation of arenes^a

^a Reaction conditions: **1** (1.00 equiv.), **2** (8.00 equiv.), Ru(bpy)₃(PF₆)₂ (0.500 mol%), K₂CO₃ (3.00 equiv.) in MeCN (0.100 M) at 0 °C. Cited yields are for isolated material. ^b –40 °C. ^c Following O-perfluoroalkylation, the reaction was heated to 40 °C. ^d Following O-perfluoroalkylation, the reaction was filtered, concentrated and the residue was dissolved in MeCN and heated to 80 °C. See the ESI for further experimental details.†

process. It is worth noting that the anilide moiety of the products could serve as a versatile handle for further synthetic functionalizations.³⁴

In order to get an insight into the mechanism of the photocatalytic reaction, we performed a series of Stern–Volmer quenching experiments (Fig. 2a). While deprotonated *N*-phenyl-*N*-hydroxylamide (**1a**, $E_{1/2}^{\text{red}} = 0.62$ V vs. SCE)⁴⁶ efficiently quenched *Ru(bpy)₃²⁺ in MeCN with a quenching constant of $k_q = 7.84 \times 10^9$ M^{–1} s^{–1}, *N*-phenyl-*N*-hydroxylamide (**1u**) and perfluoroisopropyl iodide (**2a**) quenched the photoexcited photocatalyst (*Ru(bpy)₃²⁺) only to a minor extent. We also observed that the OR_F migration is slower with more electron deficient aromatics, which is consistent with our previous observations and suggests an ionic OR_F-migration pathway.³⁶ Based on these results, a detailed description of our proposed photocatalytic cycle for selective O–R_F bond formation and the consequent OR_F-migration is outlined in Fig. 2b. Irradiation of Ru(bpy)₃²⁺ with visible light produces a long-lived (1.10 μs) photoexcited state, *Ru(bpy)₃²⁺,⁴⁵ which engages in a SET with **1a** to give *N*-hydroxyl radical (**1b**) and a strong reductant Ru(bpy)₃⁺ ($E_{1/2}^{\text{red}} = -1.33$ V vs. SCE).⁴⁵ A single electron reduction of perfluoroalkyl iodide (R_FI) with Ru(bpy)₃⁺ forms a perfluoroalkyl radical (*R_F) and regenerates Ru(bpy)₃²⁺. Subsequent radical–radical coupling between **1b** and *R_F affords O-perfluoroalkylated *N*-phenyl-*N*-hydroxylamide **1c**, which undergoes heterolytic N–OR_F bond cleavage^{47,48} followed by recombination of the resulting short-lived ion pair (**1d**) and then tautomerization to yield the final perfluoroalkoxyated arene product.³⁶



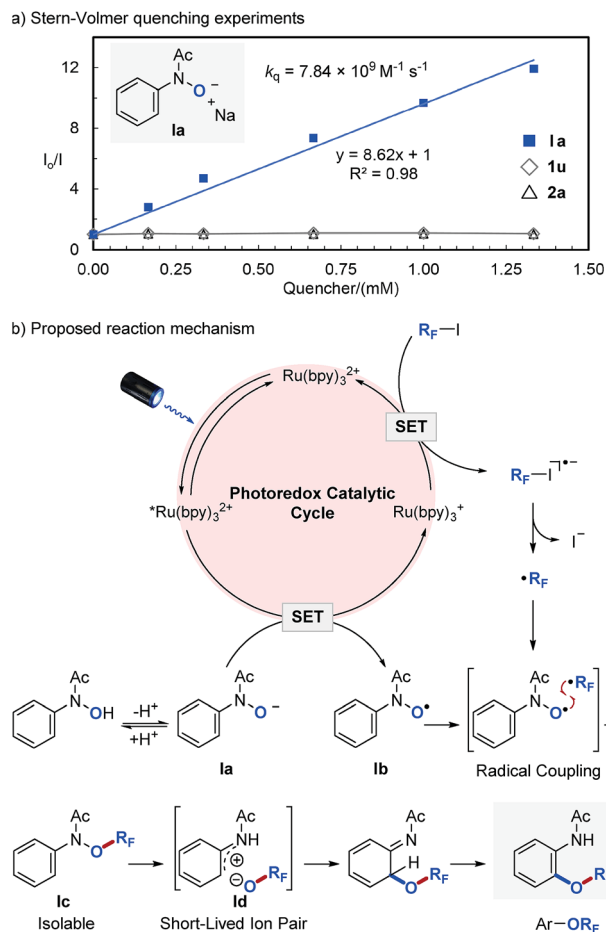


Fig. 2 a) Stern–Volmer quenching experiments. (b) The proposed reaction mechanism.

Conclusions

In conclusion, we have developed the first photocatalytic protocol for the synthesis of structurally diverse perfluoroalkoxylated (hetero)arenes. The key to the success of our approach is the ability to concomitantly generate persistent and transient radicals under photoredox-catalyzed reaction conditions, which provide direct access to the challenging O–R_F bond formation. Our approach is one of the mildest and most general perfluoroalkoxylations of (hetero)arenes reported to date.^{9,20–25} It features a broad substrate scope and high functional group compatibility. In addition, the use of commercially available R_FI reagents and the excellent chemoselectivity of this reaction represents a considerable advance in the construction of the O–R_F bond and should have a significant impact on the approach towards the synthesis of perfluoroalkoxylated aromatic building blocks. The success of this method not only provides access to unexplored chemical spaces to aid the discovery and development of novel drugs, agrochemicals, and functional materials, but also establishes a solid framework for further development of the photocatalytic radical coupling strategy using *N*-(hetero)aryl-*N*-hydroxylamides.

Acknowledgements

This work was partially supported by the National Institute of General Medical Sciences (R35GM119652) and start-up funds from Stony Brook University (SBU). J. W. L. is grateful for the Chemistry Graduate Fellowship from the Department of Chemistry at SBU. We thank James Herbolt, an NSF REU student (CHE-1358959), and Katarzyna N. Lee for the preparation of some *N*-(hetero)aryl-*N*-hydroxylamides. The content is solely the responsibility of the authors and does not necessarily represent the official views of the National Institutes of Health.

Notes and references

- G. Siegemund, W. Schwertfeger, A. Feiring, B. Smart, F. Behr, H. Vogel and B. McKusick, in *Ullmann's Encyclopedia of Industrial Chemistry*, Wiley-VCH Verlag GmbH & Co. KGaA, 2000, DOI: 10.1002/14356007.a11_349.
- P. Kirsch, *Modern Fluoroorganic Chemistry: Synthesis, Reactivity, Applications*, Wiley-VCH, Weinheim, 2004.
- F. Leroux, P. Jeschke and M. Schlosser, *Chem. Rev.*, 2005, **105**, 827–856.
- K. Müller, C. Faeh and F. Diederich, *Science*, 2007, **317**, 1881–1886.
- P. Jeschke, E. Baston and F. R. Leroux, *Mini-Rev. Med. Chem.*, 2007, **7**, 1027–1034.
- F. R. Leroux, B. Manteau, J. P. Vors and S. Pazenok, *Beilstein J. Org. Chem.*, 2008, **4**, 13.
- A. Tressaud and G. N. Haufe, *Fluorine and Health: Molecular Imaging, Biomedical Materials and Pharmaceuticals*, Elsevier Science, Amsterdam, 1st edn, 2008.
- B. Manteau, S. Pazenok, J. P. Vors and F. R. Leroux, *J. Fluorine Chem.*, 2010, **131**, 140–158.
- G. Landelle, A. Panossian and F. R. Leroux, *Curr. Top. Med. Chem.*, 2014, **14**, 941–951.
- E. P. Gillis, K. J. Eastman, M. D. Hill, D. J. Donnelly and N. A. Meanwell, *J. Med. Chem.*, 2015, **58**, 8315–8359.
- P. S. Fier and J. F. Hartwig, *Science*, 2013, **342**, 956–960.
- T. Liang, C. N. Neumann and T. Ritter, *Angew. Chem., Int. Ed.*, 2013, **52**, 8214–8264.
- Y. Ji, T. Brueckl, R. D. Baxter, Y. Fujiwara, I. B. Seiple, S. Su, D. G. Blackmond and P. S. Baran, *Proc. Natl. Acad. Sci. U. S. A.*, 2011, **108**, 14411–14415.
- M. G. Mormino, P. S. Fier and J. F. Hartwig, *Org. Lett.*, 2014, **16**, 1744–1747.
- M. Nappi, G. Bergonzini and P. Melchiorre, *Angew. Chem., Int. Ed.*, 2014, **53**, 4921–4925.
- G. Teverovskiy, D. S. Surry and S. L. Buchwald, *Angew. Chem., Int. Ed.*, 2011, **50**, 7312–7314.
- C.-P. Zhang and D. A. Vicic, *J. Am. Chem. Soc.*, 2012, **134**, 183–185.
- X. Shao, X. Wang, T. Yang, L. Lu and Q. Shen, *Angew. Chem., Int. Ed.*, 2013, **52**, 3457–3460.
- R. Pluta, P. Nikolaienko and M. Rueping, *Angew. Chem., Int. Ed.*, 2014, **53**, 1650–1653.
- T. Umemoto and O. Miyano, *Bull. Chem. Soc. Jpn.*, 1984, **57**, 3361–3362.



- 21 M.-L. Fu, J.-B. Liu, X.-H. Xu and F.-L. Qing, *J. Org. Chem.*, 2017, **82**, 3702–3709.
- 22 K. E. Peterman and W. Dmowski, *Org. Prep. Proced. Int.*, 1991, **23**, 760–762.
- 23 T. M. Sokolenko, Y. A. Davydova and Y. L. Yagupolskii, *J. Fluorine Chem.*, 2012, **136**, 20–25.
- 24 K. N. Lee, J. W. Lee and M.-Y. Ngai, *Synlett*, 2016, **27**, 313–319.
- 25 A. Tlili, F. Toulgoat and T. Billard, *Angew. Chem., Int. Ed.*, 2016, **55**, 11726–11735.
- 26 T. Umemoto, K. Adachi and S. Ishihara, *J. Org. Chem.*, 2007, **72**, 6905–6917.
- 27 C. Huang, T. Liang, S. Harada, E. Lee and T. Ritter, *J. Am. Chem. Soc.*, 2011, **133**, 13308–13310.
- 28 F. Venturini, W. Navarrini, A. Famulari, M. Sansotera, P. Dardani and V. Tortelli, *J. Fluorine Chem.*, 2012, **140**, 43–48.
- 29 T. Khotavivattana, S. Verhoog, M. Tredwell, L. Pfeifer, S. Calderwood, K. Wheelhouse, T. Lee Collier and V. Gouverneur, *Angew. Chem., Int. Ed.*, 2015, **54**, 9991–9995.
- 30 J. B. Liu, C. Chen, L. Chu, Z. H. Chen, X. H. Xu and F. L. Qing, *Angew. Chem., Int. Ed.*, 2015, **54**, 11839–11842.
- 31 Q. W. Zhang, A. T. Brusoe, V. Mascitti, K. D. Hesp, D. C. Blakemore, J. T. Kohrt and J. F. Hartwig, *Angew. Chem., Int. Ed.*, 2016, **55**, 9758–9762.
- 32 M. Zhou, C. F. Ni, Z. B. He and J. B. Hu, *Org. Lett.*, 2016, **18**, 3754–3757.
- 33 K. N. Hojczyk, P. J. Feng, C. B. Zhan and M. Y. Ngai, *Angew. Chem., Int. Ed.*, 2014, **53**, 14559–14563.
- 34 P. Feng, K. N. Lee, J. W. Lee, C. Zhan and M.-Y. Ngai, *Chem. Sci.*, 2016, **7**, 424–429.
- 35 J. W. Beatty, J. J. Douglas, K. P. Cole and C. R. Stephenson, *Nat. Commun.*, 2015, **6**, 7919.
- 36 K. N. Lee, Z. Lei, C. A. Morales-Rivera, P. Liu and M. Y. Ngai, *Org. Biomol. Chem.*, 2016, **14**, 5599–5605.
- 37 V. Matoušek, E. Pietrasiak, L. Sigrist, B. Czarniecki and A. Togni, *Eur. J. Org. Chem.*, 2014, **2014**, 3087–3092.
- 38 D. A. Nagib, M. E. Scott and D. W. MacMillan, *J. Am. Chem. Soc.*, 2009, **131**, 10875–10877.
- 39 C. K. Prier, D. A. Rankic and D. W. C. MacMillan, *Chem. Rev.*, 2013, **113**, 5322–5363.
- 40 A. Studer, *Angew. Chem., Int. Ed.*, 2012, **51**, 8950–8958.
- 41 A. Studer, *Chem.–Eur. J.*, 2001, **7**, 1159–1164.
- 42 A. Studer, *Chem. Soc. Rev.*, 2004, **33**, 267–273.
- 43 For some substrates, reaction was run at $-40\text{ }^{\circ}\text{C}$, and filtration and/or heating were required for the OR_F -migration step. See the ESI† for detailed reaction conditions.
- 44 V. G. Koshechko and L. A. Kiprianova, *Theor. Exp. Chem.*, 1999, **35**, 18–36.
- 45 A. Juris, V. Balzani, P. Belser and A. von Zelewsky, *Helv. Chim. Acta*, 1981, **64**, 2175–2182.
- 46 F. Xu, J. J. Kulys, K. Duke, K. C. Li, K. Krikstopaitis, H. J. W. Deussen, E. Abbate, V. Galinyte and P. Schneider, *Appl. Environ. Microbiol.*, 2000, **66**, 2052–2056.
- 47 A. Porzelle, A. W. J. Cooper, M. D. Woodrow and N. C. O. Tomkinson, *Synlett*, 2010, 2471–2473.
- 48 A. A. Tabolin and S. L. Ioffe, *Chem. Rev.*, 2014, **114**, 5426–5476.

