



Cite this: *RSC Adv.*, 2017, 7, 10729

# Effect of metal on the methanol to aromatics conversion over modified ZSM-5 in the presence of carbon dioxide

Caixia Xu, Binbo Jiang,\* Zuwei Liao, Jingdai Wang, Zhengliang Huang and Yongrong Yang

To improve the aromatics yield of methanol to aromatics conversion (MTA) over zeolite, which has become a potential route for producing aromatics, modified ZSM-5 catalysts with equimolar metals denoted as EM-X/ZSM-5 (X = Zn, Cu, Ag, and Ni) were investigated under CO<sub>2</sub> and N<sub>2</sub> flow for MTA in a fixed-bed reactor. The physicochemical properties were characterized by atomic absorption spectroscopy (AAS), N<sub>2</sub> adsorption–desorption isotherms, X-ray diffraction (XRD), and NH<sub>3</sub> temperature-programmed desorption (NH<sub>3</sub>-TPD). Comparison with the results obtained in pure N<sub>2</sub> flow showed that catalysts doped with Zn, Ni, and Ag could promote aromatization activity and BTX yield in the presence of CO<sub>2</sub>. Among these, EM-Zn/ZSM-5 showed an aromatics yield of 59.05%, with an increase of 8.1%, whereas EM-Cu/ZSM-5 was found to reduce the aromatization activity in the presence of CO<sub>2</sub>. Moreover, the interaction mechanism of the active sites of the catalysts with CO<sub>2</sub> for the MTA reaction was explored on the basis of the absorbability of the catalysts for CO<sub>2</sub>, which was studied by CO<sub>2</sub> temperature-programmed desorption (CO<sub>2</sub>-TPD); the activation ability for CO<sub>2</sub> to combine with hydrogen was investigated by the catalytic reaction of CO<sub>2</sub> + H<sub>2</sub>, and the verification experiments for the coupling behavior of ZSM-5 doped with different contents of Zn in the presence of CO<sub>2</sub> were carried out.

Received 21st November 2016  
 Accepted 14th January 2017

DOI: 10.1039/c6ra27104a

[rsc.li/rsc-advances](http://rsc.li/rsc-advances)

## 1 Introduction

In recent years, the demand for light aromatics, such as BTX (benzene, toluene, and xylene), has sharply increased and the growth rate over the next five years is expected to be about 3.5–4.0% per year.<sup>1,2</sup> However, aromatic production based on petrochemical processes has reduced owing to the decrease of catalytic reforming capacity, the increase of diesel demand, and the tendency towards light raw materials.<sup>3</sup> Moreover, syngas-derived methanol production has become a serious issue with the rapid development of the coal chemical industry. Thus, the conversion of methanol to aromatics (MTA) is considered as a potential way that can not only alleviate surplus of methanol and deficiency of aromatics but also optimize the energy structure.<sup>4</sup>

The low-aromatic yield and BTX selectivity are the main limiting factors of MTA that hinder the industrial application of MTA. Methanol forms aromatics *via* complicated reactions, including dehydration, oligomerization, and hydrogen transfer reaction, on the acid sites of zeolite and produces a considerable amount of alkanes that take up carbon atoms and reduces the aromatics yield.<sup>5</sup> Salts of dehydro-metals, such as Ga, Cu, Zn, and Ag, have been used to modify ZSM-5 catalysts to

improve the aromatics yield of MTA.<sup>6–10</sup> The aromatics yield improved due to the fact that dehydro-metals on the ZSM-5 catalysts can speed up the hydrogen transfer of olefins and reduce the content of alkanes by replacing olefins as temporal hydrogen anion receptors.<sup>11</sup> However, dehydrogenation and hydrogenation over dehydro-metals is a dynamic balance process, such that hydrogen produced by dehydrogenation cannot be eliminated *in situ*. Consequently, a large proportion of olefins will be combined with hydrogen to generate alkanes again.<sup>12</sup> Therefore, if appropriate receptors of hydrogen are provided to cut off the hydrogenation of olefin intermediates into alkane byproducts, the aromatic yield of MTA could be greatly increased.

Oxidizing gases, such as O<sub>2</sub>, N<sub>2</sub>O, SO<sub>2</sub>, and CO<sub>2</sub>, can be utilized as hydrogen receptors.<sup>13–15</sup> Among these, the utilization of CO<sub>2</sub>, which is a main contributor to the global warming effect, to form functional CO is very meaningful and interesting.<sup>16</sup> It was found that carbon dioxide could significantly enhance the dehydrogenation *via* eliminating hydrogen produced *in situ* by a reverse water–gas-shift reaction in the dehydrogenation of isobutane to isobutene on VMgO<sub>x</sub>.<sup>17</sup> The good performance of carbon dioxide has also been reported in other studies.<sup>18,19</sup> Junhui Li *et al.*<sup>20</sup> investigated the MTA reaction over NiO-ZSM-5 under CO<sub>2</sub> atmosphere and claimed that CO<sub>2</sub> activated by NiO species could accelerate the dehydrogenation in the conversion of olefin intermediates to aromatics by

State Key Laboratory of Chemical Engineering, College of Chemical and Biological Engineering, Zhejiang University, Hangzhou 310027, P. R. China. E-mail: [jiangbb@zju.edu.cn](mailto:jiangbb@zju.edu.cn); Tel: +86-13819195891



reacting with H<sub>2</sub>, produced in the MTA reaction, and could then promote aromatization. However, as is well-known, different metals loaded onto the catalyst have different dehydrogenation abilities for the aromatization reaction<sup>7,8,10</sup> and different CO<sub>2</sub> activation abilities for accepting the removed hydrogen;<sup>21</sup> however, and their roles in MTA are still not clear. Therefore, the match of the loaded catalyst with CO<sub>2</sub> and the interaction mechanism for the MTA reaction require further investigation, which could contribute a method for further improving the yield of aromatics.

Herein, we report a comparative study of the influence of CO<sub>2</sub> on the performance of methanol aromatization over ZSM-5 catalysts doped by Zn, Ni, Ag, and Cu. Particularly, we mainly focused on clarifying the interaction mechanism of the active sites of the modified catalysts with CO<sub>2</sub> for the MTA reaction on the basis of the characterization of the physicochemical properties of the prepared catalysts, the catalytic performance of the coupling of CO<sub>2</sub> with H<sub>2</sub>, and the methanol aromatization over the catalysts modified with different contents of Zn in the presence or absence of CO<sub>2</sub>.

## 2 Experimental

### 2.1 Catalyst preparation

All ZSM-5 catalysts doped with metals were prepared using the excessive impregnation method, and all impregnating solutions had 5% excess compared with the method of incipient wetness impregnation. ZSM-5 zeolite (SiO<sub>2</sub>/Al<sub>2</sub>O<sub>3</sub> = 38) was pressed, crushed, and sorted to obtain particles of 14–20 mesh, and then dried in an oven at 150 °C for 6 h. The metal-doped ZSM-5 catalyst was obtained by the impregnation of dried ZSM-5 zeolite particles with the nitrate solutions of precursors at room temperature for 15 h and calcination at 500 °C for 3 h after drying for 3 h at 105 °C. ZSM-5 zeolite was purchased from the Catalyst Plant of Nankai University. The metal precursors used were AgNO<sub>3</sub>, Ni(NO<sub>3</sub>)<sub>2</sub>·6H<sub>2</sub>O, Zn(NO<sub>3</sub>)<sub>2</sub>·6H<sub>2</sub>O, and Cu(NO<sub>3</sub>)<sub>2</sub>·3H<sub>2</sub>O and were purchased from Sinopharm Chemical Reagent Co., Ltd. The modified ZSM-5 with equimolar (0.229 mmol g<sup>-1</sup>) X (X = Zn, Cu, Ag, and Ni) metal was denoted as EM-X/ZSM-5. The ZSM-5 loaded with different Zn contents was denoted as *n*Zn/ZSM-5 (where *n* denotes the Zn content). Note that 0.229 mmol g<sup>-1</sup> of Zn is about 1.5 wt% of Zn.

### 2.2 Catalyst characterization

The actual amount of metal elements in ZSM-5 zeolites was determined by atomic absorption spectroscopy (AAS, Z-2000). The samples were pretreated as follows: hydrofluoric acid was added dropwise to 100 mg catalyst powder until framework traces remained. Then, the samples were completely dissolved by concentrated nitric acid and finally diluted using deionized water.

N<sub>2</sub> adsorption–desorption experiments were performed using a physical adsorption instrument (Micromeritics, ASAP2020). The specific surface area and pore volume were calculated by the BET method and *t*-plot method, respectively. The crystal structure of the catalysts was characterized *via* X-ray diffraction analysis (XRD, X'Pert PRO X/PANalytical) using Cu

K $\alpha$  radiation at a scan rate of 1° min<sup>-1</sup> in the 2 $\theta$  range from 5 to 50°. NH<sub>3</sub>-TPD and CO<sub>2</sub>-TPD experiments were performed using a physical and chemical adsorption instrument (Quantachrome, ASIQ). The samples (150 mg) were outgassed and dried at 470 °C for 1 h under He flow (45 mL min<sup>-1</sup>), cooled down to 120 °C (NH<sub>3</sub>-TPD) or 100 °C (CO<sub>2</sub>-TPD), treated with NH<sub>3</sub> or CO<sub>2</sub> (10 wt% NH<sub>3</sub> or CO<sub>2</sub>, He in balance) at 35 mL min<sup>-1</sup> for 1 h, and then purged with He at the adsorption temperature for 1 h. The samples were then linearly heated at 10 °C min<sup>-1</sup> to 600 °C (NH<sub>3</sub>-TPD) or 500 °C (CO<sub>2</sub>-TPD) in 45 mL min<sup>-1</sup> He. NH<sub>3</sub> or CO<sub>2</sub> released during the heating for desorption was measured by a thermal conductivity detector (TCD).

### 2.3 Catalyst testing

Catalytic reactions were carried out at ambient pressure using a down-flow stainless fixed-bed reactor with an internal diameter of 13 mm. The prepared catalyst (2.4 g) was packed in a constant temperature zone and pretreated in N<sub>2</sub> at 500 °C for 1.5 h. Reactions were carried out at 1.0 h<sup>-1</sup> WHSV of methanol and atmospheric pressure in 30.8 mL min<sup>-1</sup> N<sub>2</sub> flow or the mixture of N<sub>2</sub> and CO<sub>2</sub> after reducing the temperature to 475 °C. C<sub>1</sub>–C<sub>6+</sub> aliphatics were analyzed using a gas chromatograph (Agilent, GC7820A) equipped with a FID detector and a 50 m HP PLOT-Q capillary column. Benzene–C<sub>10+</sub> was analyzed using a gas chromatograph (Agilent, GC7820A) equipped with an FID detector and a 50 m HT-1301 capillary column. H<sub>2</sub>, CO, and CO<sub>2</sub> in tail gas were analyzed using a gas chromatograph (Agilent, GC7820A) equipped with a TCD detector and a 30 m GDX-502 molecular column (carrier gas, Ar). The yield of aromatics and BTX was calculated as follows:

Yield of aromatics/BTX%

$$= 100 \times \frac{\text{aromatics/BTX} - \text{weight in products/h}}{\text{methanol in feed/h} \times 0.4375}$$

## 3 Results and discussion

### 3.1 Methanol aromatization over the catalysts modified with different metals in the presence or absence of CO<sub>2</sub>

The aromatic yield and BTX yield in the MTA reaction over the catalysts-loaded different equimolar metal components in the presence and absence of CO<sub>2</sub> are shown in Fig. 1. The detailed product distributions of the MTA reaction for the above-mentioned examples are listed in Table 1. Herein, it was observed that the conversion of methanol on all the catalysts was 100% under the test conditions.

In the pure N<sub>2</sub> atmosphere, the yields of aromatics over ZSM-5 doped with Zn, Cu, and Ag were enhanced to 50.9 wt%, 39.1 wt%, and 28.72 wt%, respectively, when compared to that of ZSM-5 (27.72 wt%). As seen from Table 1, the hydrogen content in the pure N<sub>2</sub> atmosphere over these catalysts was also increased, and the increase range was positively related to the increase of the aromatics yield. This indicates that Zn, Ag, and Cu can act as dehydro-metals, accelerate the dehydrogenation reaction, and promote the aromatization reaction, thus enhancing the aromatics yield. Other studies<sup>8,10</sup> also showed



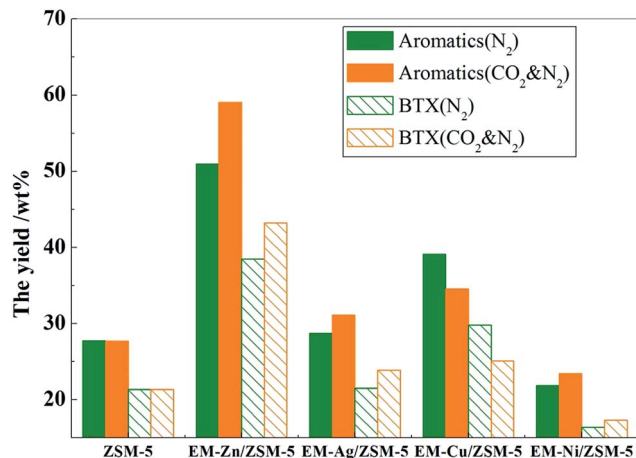


Fig. 1 Effect of reaction atmosphere on the yield of aromatics and BTX at ZSM-5 loaded with different but equimolar metal components (WHSV = 1.0 h<sup>-1</sup>; P<sub>methanol</sub> = 50 kPa; n<sub>CO<sub>2</sub></sub> : n<sub>N<sub>2</sub></sub> = 1 : 1; T = 475 °C; product samples were tested at 2.25 h).

that Zn exhibits the best catalytic performance with methanol as a feedstock in N<sub>2</sub> atmosphere. However, Ni has an effect different from the abovementioned elements. Compared with the unmodified ZSM-5 catalyst, the hydrogen content significantly increased, whereas the yield of aromatics significantly decreased. It could be observed that a large amount of methane was generated, leading to much coking, significant reduction in the aromatization activity, and decrease in the aromatics yield.

When CO<sub>2</sub> was added to the reaction atmosphere, it was observed that there was almost no change in the yield of

aromatics and BTX over ZSM-5; however, the yield of aromatics and BTX over the modified ZSM-5 significantly changed, which could be divided into two groups with opposite trends. The aromatic yield over the ZSM-5 catalysts doped with Zn, Ag, or Ni increased when compared to those in the absence of CO<sub>2</sub>, and among these, the aromatics yield over the EM-Zn/ZSM-5 system exhibited the largest increase of 8.1%, followed by EM-Ag/ZSM-5 with an increase of 2.4%. EM-Ni/ZSM-5 exhibited the smallest increase. Moreover, the contents of hydrogen, ethane, and propane were obviously reduced over these modified ZSM-5 catalysts. This indicates that the ZSM-5 catalysts modified by Zn, Ag, and Ni can catalyze the reaction of CO<sub>2</sub> with H, generated in the MTA process, thereby consuming hydrogen atoms and reducing the formation of alkanes, thus improving the yield of aromatics. In addition, the contents of benzene and toluene were almost unchanged, whereas the contents of *p*-xylene exhibited an obvious increase, which suggested that the promotion of CO<sub>2</sub> mainly affected the formation of *p*-xylene. Note that the content of ethylene and propene exhibited a certain improvement over the Ag and Ni-doped catalysts. The results of Ni-doped catalysts in the CO<sub>2</sub> and N<sub>2</sub> atmosphere exhibit a tendency similar to that previously reported in literature.<sup>20</sup> However, for EM-Cu/ZSM-5, addition of CO<sub>2</sub> reduced the yield of aromatics and the contents of hydrogen, ethane, and propane were slightly increased.

From the abovementioned results, it can be seen that the Zn-modified catalyst had the best coupling effect on the aromatics yield of MTA in the presence of CO<sub>2</sub>, followed by Ag and Ni-modified catalysts, whereas the Cu-modified catalyst exhibited reduction in the aromatics yield in the presence of CO<sub>2</sub>.

Table 1 MTA product distribution over ZSM-5 and loaded catalysts (WHSV = 1.0 h<sup>-1</sup>; P<sub>methanol</sub> = 50 kPa; n<sub>CO<sub>2</sub></sub> : n<sub>N<sub>2</sub></sub> = 1 : 1; T = 475 °C; product samples were tested at 2.25 h)

Catalysts atmosphere	ZSM-5		EM-Zn/ZSM-5		EM-Ag/ZSM-5		EM-Cu/ZSM-5		EM-Ni/ZSM-5	
	N <sub>2</sub>	CO <sub>2</sub> & N <sub>2</sub>	N <sub>2</sub>	CO <sub>2</sub> & N <sub>2</sub>	N <sub>2</sub>	CO <sub>2</sub> & N <sub>2</sub>	N <sub>2</sub>	CO <sub>2</sub> & N <sub>2</sub>	N <sub>2</sub>	CO <sub>2</sub> & N <sub>2</sub>
<b>Yield/wt%</b>										
Hydrogen	0.44	0.44	3.86	3.36	0.52	0.48	1.02	1.03	6.25	5.98
Methane	6.05	6.07	5.71	5.38	7.81	7.64	6.47	6.90	22.80	20.39
Ethene	3.91	3.92	6.74	6.87	3.03	3.70	3.72	3.52	2.60	3.06
Ethane	4.15	4.14	2.36	1.89	4.58	4.16	2.72	3.29	12.26	11.20
Propene	3.63	3.62	4.76	4.46	2.61	3.19	2.99	2.72	1.49	1.95
Propane	30.79	30.71	6.27	4.85	27.74	26.23	17.31	21.18	13.59	14.11
Dimethyl ether	0.00	0.00	0.00	0.00	0.00	0.00	0.00	0.00	0.00	0.00
Methanol	0.00	0.00	0.00	0.00	0.00	0.00	0.00	0.00	0.00	0.00
C <sub>4</sub>	8.35	8.40	5.45	3.26	6.70	7.66	9.56	9.47	6.31	6.76
C <sub>5</sub>	0.57	0.58	1.55	0.79	0.52	0.72	1.56	1.29	0.85	0.83
C <sub>6</sub>	0.00	0.00	0.00	0.13	0.00	0.00	0.10	0.05	0.00	0.03
Benzene	2.75	2.72	2.03	1.64	3.12	2.85	2.11	2.10	2.21	2.05
Toluene	8.62	8.56	9.54	8.89	9.20	9.62	10.64	9.53	6.57	6.83
C <sub>7</sub>	0.00	0.00	0.00	0.00	0.00	0.00	0.00	0.00	0.00	0.00
C <sub>8</sub>	0.00	0.00	0.00	0.00	0.00	0.00	0.00	0.00	0.00	0.00
<i>m</i> -Xylene	0.33	0.31	0.38	0.43	0.33	0.34	0.28	0.23	0.11	0.12
<i>p</i> -Xylene	6.95	7.06	19.47	23.89	6.39	8.13	12.21	9.61	5.40	6.11
<i>o</i> -Xylene	2.72	2.71	7.04	8.37	2.47	2.94	4.56	3.61	2.11	2.21
C <sub>9</sub>	1.66	1.67	1.29	1.24	2.24	1.72	2.23	1.77	2.05	1.95
Trimethylbenzene	6.36	6.38	12.49	15.84	7.20	7.21	9.29	9.48	5.43	6.12
C <sub>10+</sub>	12.72	12.72	11.04	8.70	15.53	13.41	13.25	14.21	9.98	10.30
Conversion of CO <sub>2</sub> /%	—	0.00	—	1.06	—	0.11	—	0.00	—	9.75



Therefore, it is necessary to clarify the essential reason for differences in the coupling effects of the metals over ZSM-5 in the presence of CO<sub>2</sub> on the aromatics yield of the MTA reaction.

### 3.2 Physicochemical properties of the prepared catalysts

Fig. 2 shows the XRD results of ZSM-5 and modified catalysts. All loaded catalysts exhibited characteristic diffraction peaks similar to ZSM-5. However, the diffraction peaks of metals were not detected. The XRD results suggest that the metal loading did not significantly affect the structure of zeolite, forming monolayer dispersion in ZSM-5. The specific surface areas and pore volumes of the catalysts listed in Table 2 slightly decreased, which might be caused by the metal loading on the internal and external surface and orifices of zeolites. Since the molar loading of metals was almost the same and all the loadings were small (<3%), the pore volume and specific surface area of each catalyst did not change by more than 10%, which hardly affected the shape-selectivity of the channel.

CO<sub>2</sub> adsorption abilities for ZSM-5 and modified catalysts were studied by CO<sub>2</sub>-TPD and the results are shown in Fig. 3. There was one peak at about 240 °C for ZSM-5 that was ascribed to the desorption of weakly adsorbed CO<sub>2</sub>. However, the desorption peaks were shifted to a higher temperature upto about 375 °C after modification with Ag, Zn, Cu, and Ni. This suggested that these loaded metals could strengthen the CO<sub>2</sub> adsorption, which could be attributed to the interaction

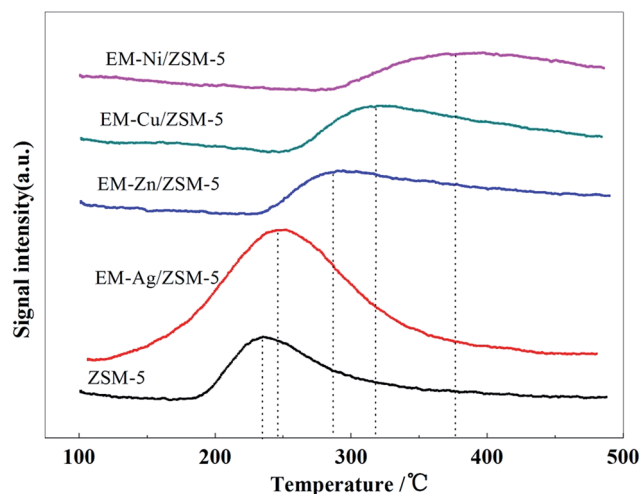


Fig. 3 CO<sub>2</sub>-TPD results of ZSM-5 and loaded catalysts.

between metals and CO<sub>2</sub> providing basic adsorbing sites. For EM-Ag/ZSM-5, the desorption peak was slightly shifted as compared to that of ZSM-5, whereas the area of the desorption peak was significantly increased, indicating that the loading of Ag only increased the number of weak adsorption active sites, whereas it did not enhance the overall adsorption strength. The weak adsorption of CO<sub>2</sub> over EM-Ag/ZSM-5 limited its contact with the catalyst and thus weakened the consumption of hydrogen, which could increase the aromatics yield. The desorption peak of the catalysts modified by metals, including Ni, Cu, and Zn, was shifted to a higher temperature, indicating strong interaction with CO<sub>2</sub>. Strong adsorption of CO<sub>2</sub> contributes to its contact with the catalyst and occupation of the catalytic active sites. If the active sites can activate the adsorbed CO<sub>2</sub> to effectively couple with hydrogen, the hydrogen in the system could be eliminated *in situ*, and then the yield of the aromatic hydrocarbons could be improved.

### 3.3 The activation of CO<sub>2</sub> to react with H<sub>2</sub> over the prepared catalysts

Ogonowski *et al.*<sup>17</sup> reported that CO<sub>2</sub> could react with H<sub>2</sub> removed from alkenes and alkanes to form water and CO by a reversed water-gas-shift reaction. A new product of CO did appear over these modified ZSM-5 catalysts in the MTA reaction. CO<sub>2</sub> conversion over these catalysts was calculated using CO produced through the reversed water-gas-shift reaction and

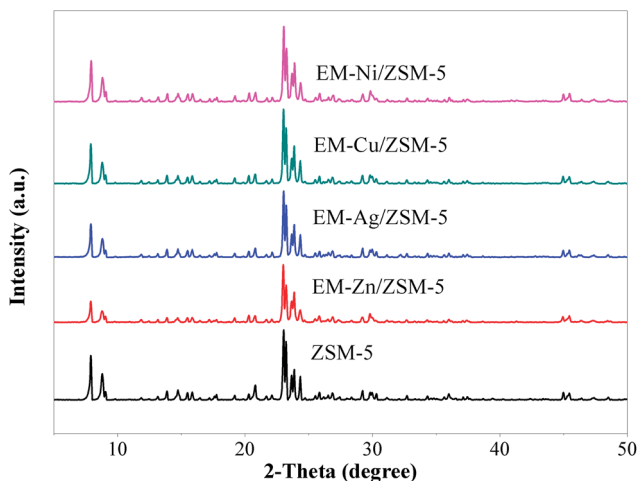


Fig. 2 XRD results of ZSM-5 and loaded catalysts.

Table 2 Metal content, surface area, and pore volumes of ZSM-5 and loaded catalysts

	ZSM-5	EM-Zn/ZSM-5	EM-Cu/ZSM-5	EM-Ag/ZSM-5	EM-Ni/ZSM-5
Loaded molar weight, mmol g <sup>-1</sup> (expected values)		0.229	0.229	0.229	0.229
Loaded molar weight, mmol g <sup>-1</sup> (observed values)		0.223	0.23	0.221	0.229
Surface area, m <sup>2</sup> g <sup>-1</sup>	292.3	278.8	276.9	268.5	283.4
Pore volume, mL g <sup>-1</sup>					
Mesopore	0.064	0.057	0.057	0.054	0.059
Micropore	0.131	0.129	0.129	0.126	0.130



the results are listed in Table 1. Note that the trend of CO<sub>2</sub> conversion was different from the trend of aromatics yield on different metal-modified catalysts.

The reactions between CO<sub>2</sub> and H<sub>2</sub> (as raw materials) over these catalysts were investigated to explore their ability to activate CO<sub>2</sub> to react with H<sub>2</sub>. Results demonstrated that CO<sub>2</sub> could be activated to react with H<sub>2</sub> and the conversion of CO<sub>2</sub> remained stable during the course of the reaction over all the doped catalysts. It could be seen from Table 3 that not only CO but also a small amount of CH<sub>4</sub> was produced, wherein CO made up the largest part of the products over the catalysts including EM-Zn/ZSM-5, EM-Cu/ZSM-5, and EM-Ag/ZSM-5, whereas CH<sub>4</sub> was a relatively larger product over EM-Ni/ZSM-5. The results suggested that the reaction of generated CO with H<sub>2</sub> might further undergo eqn (2) when CO<sub>2</sub> is reacted with H<sub>2</sub> *via* the reversed water-gas-shift reaction, as shown in eqn (1). For example, when CO<sub>2</sub> was added to the MTA reaction mixture, both reactions (not just the reversed water-gas-shift reaction) occurred to rapidly consume hydrogen from the intermediates, as reported by Li *et al.*<sup>20</sup> Moreover, hydrogen was mainly consumed *via* eqn (2) over EM-Ni/ZSM-5, whereas it was mostly consumed *via* eqn (1) over the other three catalysts.

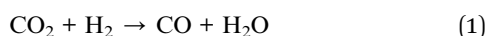


Fig. 4 shows the CO<sub>2</sub> conversion for the reaction of CO<sub>2</sub> with H<sub>2</sub> and the increase of aromatics yield in the MTA reaction in the presence of CO<sub>2</sub> over these modified ZSM-5 catalysts at the same TOS (TOS = 2.25 h). It can be seen that CO<sub>2</sub> conversion for the reaction of CO<sub>2</sub> with H<sub>2</sub> gradually increased over the catalysts in the order of Cu > Ag > Zn > Ni-modified catalysts, indicating that the catalytic abilities for activating CO<sub>2</sub> to react with H<sub>2</sub> increase in turn. The aromatics yield increased in the same order except for the Ni-modified catalyst, and the value increased from -4.5% over EM-Cu/ZSM-5 to 8.1% over EM-Zn/ZSM-5. The conversion of CO<sub>2</sub> over EM-Ni/ZSM-5 was the highest, whereas the increase in aromatics yield was only 1.61%.

Based on the abovementioned results, it can be concluded that the increase of aromatics yield of MTA over the modified catalysts in CO<sub>2</sub> atmosphere is determined by the interaction of three essential catalytic factors: the ability of the catalyst to adsorb CO<sub>2</sub>, the ability of the metal over the catalyst to catalyze

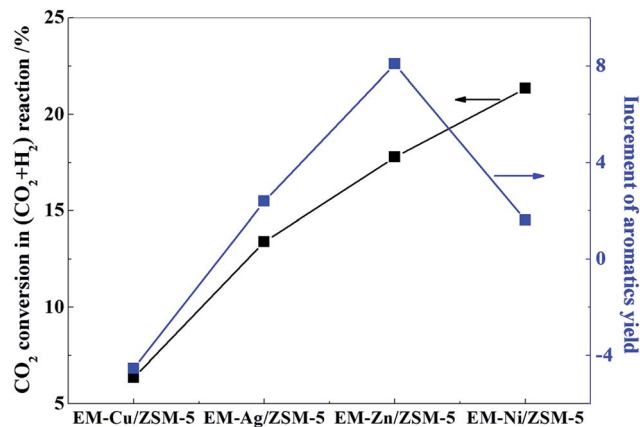


Fig. 4 Changes in the aromatics yield in the MTA reaction in presence of CO<sub>2</sub> and CO<sub>2</sub> conversion in the CO<sub>2</sub> + H<sub>2</sub> reaction ( $n_{\text{CO}_2} : n_{\text{N}_2} = 1 : 1$ ;  $T = 475^\circ\text{C}$ ; the ratio of H<sub>2</sub>/N<sub>2</sub> is approximately equal to 2.0; TOS = 2.25 h).

the reaction of CO<sub>2</sub> with H<sub>2</sub>, and the dehydroaromatization ability of the catalyst. If the metal over the catalyst is capable of efficiently activating CO<sub>2</sub> and catalyzing the reaction of CO<sub>2</sub> with H<sub>2</sub> to form CO and CH<sub>4</sub> *via* eqn (1) and (2), the metal can effectively displace the olefin as the temporary hydrogen receptors to rapidly remove the hydrogen produced during the MTA, reducing the formation of alkanes and thereby increasing the yield of aromatics. If the catalyst cannot effectively activate CO<sub>2</sub> to react with H<sub>2</sub>, whereas has a strong adsorption capacity for CO<sub>2</sub>, CO<sub>2</sub> cannot be timely consumed and will occupy the active sites of the catalyst to inhibit the MTA reaction. When the dehydroaromatization ability of the catalyst itself is insufficient, adding CO<sub>2</sub> hardly promotes the aromatization reaction of methanol even if the ability of the catalyst to adsorb CO<sub>2</sub> and to catalyze the reaction of CO<sub>2</sub> with H<sub>2</sub> is excellent.

For the EM-Cu/ZSM-5 catalyst, it is difficult to promote the dehydroaromatization due to its poor ability to catalyze the reaction of CO<sub>2</sub> with H<sub>2</sub> (Fig. 4); however, there is a strong absorption for CO<sub>2</sub> (Fig. 3). On adding CO<sub>2</sub> to the reaction atmosphere, it is easy for CO<sub>2</sub> to occupy a large number of active sites, which not only hardly accelerates the elimination of hydrogen from the intermediate, but also weakens the aromatization reaction, and then decreases the yield of aromatics.

For EM-Ag/ZSM-5 and EM-Zn/ZSM-5 catalysts, the latter has a better ability to adsorb CO<sub>2</sub> (Fig. 3) and to catalyze the reaction of CO<sub>2</sub> with H<sub>2</sub> (Fig. 4), as well as better dehydroaromatization ability

Table 3 Product distributions of CO<sub>2</sub> + H<sub>2</sub> at ZSM-5 loaded with different but equimolar metal components ( $n_{\text{CO}_2} : n_{\text{N}_2} = 1 : 1$ ;  $T = 475^\circ\text{C}$ ; ratio of H<sub>2</sub>/N<sub>2</sub> is approximately equal to 2.0; product samples were tested at 2.25 h)

Composition & volume content/%	EM-Zn/ZSM-5	EM-Cu/ZSM-5	EM-Ag/ZSM-5	EM-Ni/ZSM-5
H <sub>2</sub>	49.94	50.67	49.91	45.24
N <sub>2</sub>	23.76	21.99	22.27	25.87
CO	4.59	1.67	3.58	2.79
CO <sub>2</sub>	21.57	25.61	24.10	22.76
CH <sub>4</sub>	0.14	0.06	0.14	3.34



(Fig. 1 and Table 1). Consequently, the increase in aromatics yields over EM-Zn/ZSM-5 was larger than that over EM-Ag/ZSM-5 when adding CO<sub>2</sub> into the MTA reaction atmosphere. In addition, due to the weaker dehydroaromatization ability of EM-Ag/ZSM-5, the olefin intermediates obtained from the dehydrogenation cannot fully undergo the aromatization reaction, resulting in the higher content of ethane and propane and lower aromatics yield over EM-Ag/ZSM-5 than those over EM-Zn/ZSM-5 in the presence of CO<sub>2</sub>. The EM-Ni/ZSM-5 catalyst has a strong ability to adsorb and activate CO<sub>2</sub> (Fig. 3); however, its coking deactivation suppresses its ability to catalyze fundamental carbocation reactions, especially the aromatization reaction of the intermediates. As a consequence, although the EM-Ni/ZSM-5 catalyst can catalyze the reaction between CO<sub>2</sub> and H<sub>2</sub> to reduce the content of alkanes and increase the content of olefins, it cannot greatly improve the aromatics yield when CO<sub>2</sub> is added into the MTA atmosphere.

### 3.4 Methanol aromatization over catalysts modified with different contents of Zn in the presence or absence of CO<sub>2</sub>

The XRD results (Fig. 5) indicate that the structure of ZSM-5 did not change when ZSM-5 was impregnated with different contents of Zn, even up to 2.0 wt%. As shown in Fig. 6, the introduction of zinc species on ZSM-5 had a certain influence on the distribution of acid sites and acidity. With the increase of Zn content, the amount of weak acid sites increased and the amount of strong acid sites decreased, which may be due to the fact that some acid sites were covered and Zn-L weak acid sites were generated.<sup>22</sup> Fig. 7 shows the CO<sub>2</sub>-TPD results of the ZSM-5 modified with different contents of Zn. When Zn content was increased to 1.0 wt%, desorption peak temperature remained at about 240 °C, whereas the area of the desorption peak significantly increased. The desorption peak was shifted to a higher temperature when the Zn content continued to increase. These changes indicate that the ability of the catalyst to adsorb CO<sub>2</sub> increased with the increasing Zn content.

Fig. 8 shows the conversion of CO<sub>2</sub> in the reaction of CO<sub>2</sub> with H<sub>2</sub> catalyzed by the ZSM-5 modified with different contents

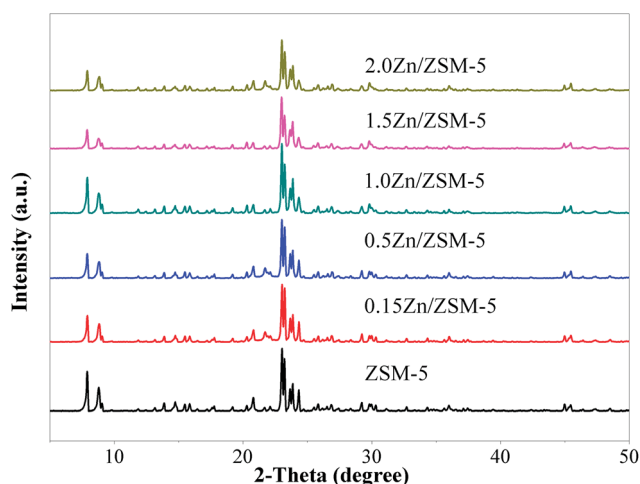


Fig. 5 XRD results of ZSM-5 with different contents of Zn.

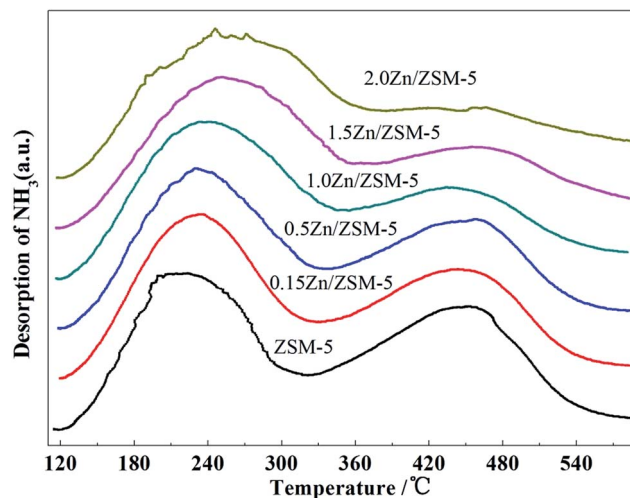


Fig. 6 NH<sub>3</sub>-TPD results of ZSM-5 with different contents of Zn.

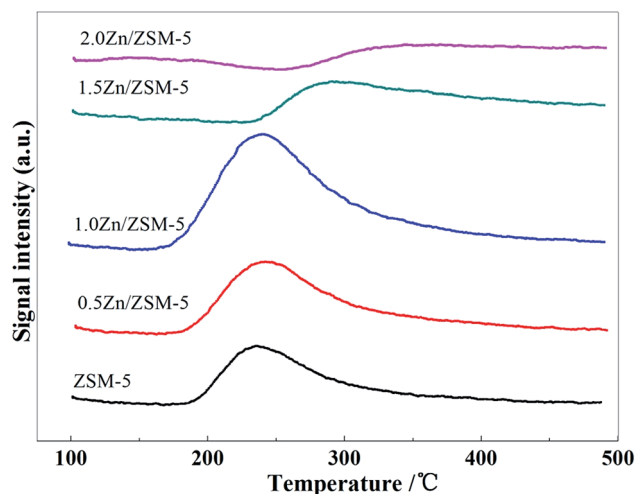


Fig. 7 CO<sub>2</sub>-TPD results of ZSM-5 with different contents of Zn.

of Zn. It was observed that the conversion of CO<sub>2</sub> remained very low up to a Zn content of 0.5 wt%, and then rapidly increased with the increase in the Zn content up to 1.5 wt%. The conversion of CO<sub>2</sub> slightly increased when the content of Zn increased from 1.5 wt% to 2.0 wt%. This suggests that the ability of the metal over the catalyst to catalyze the reaction of CO<sub>2</sub> with H<sub>2</sub> increased with the increasing Zn content.

The results of methanol aromatization over the catalysts loaded with different contents of Zn in the presence and absence of CO<sub>2</sub> are shown in Fig. 9. The changes in the aromatics yield for the MTA reaction in the presence of CO<sub>2</sub> is shown in Fig. 8. As can be seen, aromatics yield increased with the increasing Zn content in the N<sub>2</sub> atmosphere up to a maximum Zn content of 1.0 wt%, and then gradually decreased. After the addition of CO<sub>2</sub>, the aromatics yield slightly reduced than that in a N<sub>2</sub> atmosphere when the content of Zn was not greater than 0.5 wt%. Then, the increase of the aromatics yield in the MTA reaction in the presence of CO<sub>2</sub> was positive with the increasing Zn content and reached



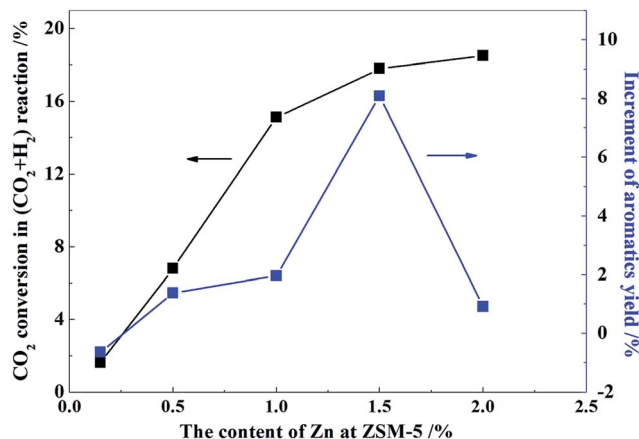


Fig. 8 Changes in the aromatics yield in the MTA reaction in the presence of CO<sub>2</sub> and CO<sub>2</sub> conversion in the CO<sub>2</sub> + H<sub>2</sub> reaction ( $n_{\text{CO}_2} : n_{\text{N}_2} = 1 : 1$ ;  $T = 475$  °C; the ratio of H<sub>2</sub>/N<sub>2</sub> is approximately equal to 2.0; TOS = 2.25 h).

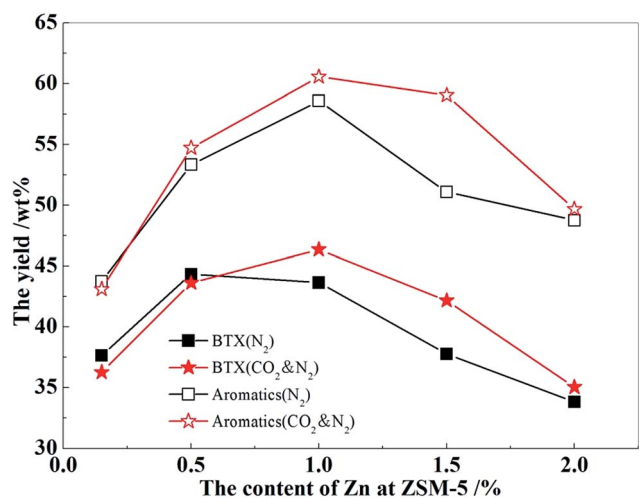


Fig. 9 The effect of the content of Zn on the selectivity of aromatics and BTX in the presence (star symbols) or absence (square symbols) of CO<sub>2</sub> (WHSV = 1.0 h<sup>-1</sup>;  $P_{\text{methanol}} = 50$  kPa;  $n_{\text{CO}_2} : n_{\text{N}_2} = 1 : 1$ ;  $T = 475$  °C; product samples were tested at 2.25 h).

a maximum of 8.1% at a Zn content of 1.5 wt%. When Zn content was low, a large number of strong acid sites of the catalysts (Fig. 6) promoted the hydrogen transfer reaction of

biomolecules, resulting in a large amount of alkanes, a poor aromatics yield, and little hydrogen generation. Moreover, the small number of metal centers over the catalysts had an insufficient ability to catalyze the reaction of CO<sub>2</sub> with H<sub>2</sub> (Fig. 8). Therefore, adding CO<sub>2</sub> did not increase the yield of aromatic hydrocarbons, whereas weakened the dehydroaromatization ability of the catalyst due to the competitive adsorption of CO<sub>2</sub>, accompanied by the increase of alkanes and hydrogen (Fig. 10). As the Zn content increased from 1.0 to 1.5 wt%, the adsorption and activation capability of the catalysts for CO<sub>2</sub> were significantly boosted (Fig. 7 and 8), such that the elimination of hydrogen was accelerated and the balance of dehydrogenation and hydrogenation was further broken. Hence, the change in aromatics yield was positive and was significantly improved (Fig. 8). At the same time, the amount of alkanes and hydrogen was decreased (Fig. 10) on adding CO<sub>2</sub> into the MTA atmosphere.

When the content of Zn was increased to 2.0 wt%, a large number of strong acid sites of ZSM-5 were destroyed, which affected the reaction of the carbocation at the acid site, and the aromatics yield rapidly decreased. Thus, the catalyst could not effectively catalyze the aromatization reaction of olefin intermediates in spite of the strong ability of the catalyst to adsorb CO<sub>2</sub> and catalyze the reaction of CO<sub>2</sub> with H<sub>2</sub>. Therefore, in the presence of CO<sub>2</sub>, the yield of aromatics could not be significantly improved compared to the nitrogen atmosphere, and the content of alkanes and hydrogen could not decrease further either. Thus, there was a flat trend, as shown in Fig. 10.

## 4 Conclusions

ZSM-5 catalysts modified by Zn, Ni, Ag, and Cu were investigated in the presence or absence of CO<sub>2</sub> for methanol to aromatics in a fixed-bed reactor. It was demonstrated that catalysts doped with Zn, Ni, and Ag were capable of increasing the total aromatics yield *via* promoting the rapid elimination of hydrogen in the system. This was achieved by catalyzing the reaction of CO<sub>2</sub> with hydrogen to generate CO and CH<sub>4</sub> when adding CO<sub>2</sub> into the MTA reaction atmosphere. The EM-Zn/ZSM-5 showed 59.05 wt% aromatics yield, which was an increase of 8.1% compared to that in N<sub>2</sub> atmosphere. However, EM-Cu/ZSM-5 was found to reduce the aromatics yield as

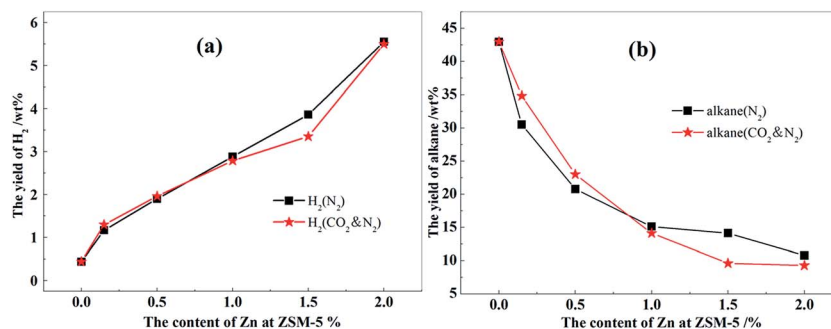


Fig. 10 Concentration of H<sub>2</sub> and alkanes in the presence (star symbols) or absence (square symbols) of CO<sub>2</sub> at ZSM-5 with different contents of Zn in MTA (WHSV = 1.0 h<sup>-1</sup>;  $P_{\text{methanol}} = 50$  kPa;  $n_{\text{CO}_2} : n_{\text{N}_2} = 1 : 1$ ;  $T = 475$  °C; product samples were tested at 2.25 h).



a result of the fact that the active sites were occupied by a large number of CO<sub>2</sub> molecules.

Moreover, methanol aromatization over the catalysts modified with different contents of Zn in the presence or absence of CO<sub>2</sub> was investigated. It was found that the aromatics yield increased with the increasing Zn content in the N<sub>2</sub> atmosphere, up to a maximum Zn content of 1.0 wt%, and then gradually decreased. With the increase of the Zn content, the change of the aromatics yield in the MTA reaction in the presence of CO<sub>2</sub> was negative, then turned positive, and finally reached a maximum of 8.1% at a Zn content of 1.5 wt%.

It was further found that the increase of the aromatics yield of the MTA reaction over the modified catalysts in a CO<sub>2</sub> atmosphere is determined by the interaction of three essential catalytic factors: the ability of the catalyst to adsorb CO<sub>2</sub>, the ability of the metal over the catalyst to catalyze the reaction of CO<sub>2</sub> with H<sub>2</sub>, and the dehydroaromatization ability of the catalyst. If the metal over the catalyst is capable of efficiently activating CO<sub>2</sub> and catalyzing the reaction of CO<sub>2</sub> with H<sub>2</sub>, the metal can effectively displace the olefin as a temporary hydrogen receptor to rapidly remove hydrogen produced during the MTA, reducing the formation of alkanes, thereby increasing the yield of aromatics. If the catalyst cannot effectively activate CO<sub>2</sub> to react with H<sub>2</sub>, whereas has a strong adsorption capacity for CO<sub>2</sub>, CO<sub>2</sub> cannot be timely consumed and will occupy the active sites of the catalyst to inhibit the MTA reaction. When the dehydroaromatization ability of the catalyst itself is insufficient, addition of CO<sub>2</sub> hardly promotes the aromatization reaction of methanol even if the ability of the catalyst to adsorb CO<sub>2</sub> and catalyze the reaction of CO<sub>2</sub> with H<sub>2</sub> is excellent.

It has also been demonstrated that there are two reactions that will generate CO and CH<sub>4</sub>, not just the reversed water–gas-shift reaction, when CO<sub>2</sub> is added into the MTA reaction atmosphere.

## Acknowledgements

The authors gratefully acknowledge the support and encouragement of the National Natural Science Foundation of China (21176208), National Basic Research Program of China (2012CB720500), and Fundamental Research Funds for the Central Universities (2011QNA4032).

## References

- 1 Y. Q. Zhang, *Technology & Economics in Petrochemicals*, 2013, vol. 29, pp. 3–6.

- 2 Y. C. Zhang, H. X. Wang, X. W. Zhang and K. J. Li, *Chem. Ind. Eng. Prog.*, 2016, **35**, 801–805.
- 3 *BP Statistical Review of World Energy*, 2015.
- 4 T. Wang, X. P. Tang, X. F. Huang, W. Z. Qian, Y. Cui, X. Y. Hui, W. Yang and F. Wei, *Catal. Today*, 2014, **233**, 8–13.
- 5 Z. H. Zeng, *Shape selective catalysis*, China Petrochemical Press, Beijing, 1994.
- 6 D. L. Zeng, J. Yang, J. Q. Wang, J. Xu, Y. X. Yang, C. H. Ye and F. Deng, *Microporous Mesoporous Mater.*, 2007, **98**, 214–219.
- 7 T. Tian, Z. W. Qian, X. P. Tang, H. Song and F. Wei, *Acta Phys.-Chim. Sin.*, 2010, **26**, 3305–3309.
- 8 J. A. Lopez-Sanchez, M. Conte, P. Landon, J. K. Bartley, S. H. Taylor and A. F. Carley, *Catal. Lett.*, 2012, **142**, 1049–1056.
- 9 Y. M. Ni, A. M. Sun, X. L. Wu, G. L. Hai, J. L. Hu, T. Li and G. X. Li, *Microporous Mesoporous Mater.*, 2011, **143**, 435–442.
- 10 M. Conte, J. A. Lopez-Sanchez, Q. He, D. J. Morgan, Y. Ryabenkova, J. K. Bartley, A. F. Carley, S. H. Taylor, C. J. Kiely, K. Khalid and G. J. Hutchings, *Catal. Sci. Technol.*, 2012, **2**, 105–112.
- 11 J. G. Zhang, W. Z. Qian, C. Y. Kong and F. Wei, *ACS Catal.*, 2015, **5**, 2982–2988.
- 12 Y. Bi, Y. L. Wang, X. Chen, Z. X. Yu and L. Xu, *Chin. J. Catal.*, 2014, **35**, 1740–1751.
- 13 J. S. Chang, V. P. Vislovskiy, M. S. Park, D. Y. Hong, J. S. Yoo and S. E. Park, *Green Chem.*, 2003, **5**, 587–590.
- 14 N. R. Shiju, M. Anilkumar, S. P. Mirajkar and C. V. Satyanarayana, *J. Catal.*, 2005, **230**, 484–492.
- 15 C. R. Adams and T. J. Jennings, *J. Catal.*, 1970, **17**, 157–177.
- 16 G. S. Sun, Q. Z. Huang, H. Q. Li, H. T. Liu, Z. Zhang, X. R. Wang, Q. P. Wang and J. S. Wang, *Chin. J. Catal.*, 2011, **32**, 1424–1429.
- 17 J. Ogonowski and E. Skrzynska, *Catal. Commun.*, 2009, **11**, 132–136.
- 18 G. S. Sun, Q. Z. Huang, H. Q. Li, H. T. Liu, Z. Zhang, X. R. Wang, Q. P. Wang and J. S. Wang, *Chin. J. Catal.*, 2011, **32**, 1424–1429.
- 19 J. F. Ding, Z. F. Qin, X. K. Li, G. F. Wang and J. G. Wang, *J. Mol. Catal. A: Chem.*, 2010, **315**, 221–225.
- 20 J. H. Li, C. Hu, K. Tong, H. Xiang, Z. R. Zhu and Z. H. Hu, *RSC Adv.*, 2014, **4**, 44377–44385.
- 21 P. Michorczyk and J. Ogonowski, *React. Kinet. Catal. Lett.*, 2003, **78**, 41–47.
- 22 J. Y. Wang, W. H. Li and J. X. Hu, *J. Fuel Chem. Technol.*, 2009, **37**, 607–612.

