

CrossMark
click for updatesCite this: *RSC Adv.*, 2017, 7, 256

Received 16th November 2016

Accepted 1st December 2016

DOI: 10.1039/c6ra26877c

www.rsc.org/advances

Chiral carbon–sulfur center formation via Pd-catalyzed asymmetric allylic thioetherification: synthesis of allylic thioethers†

Junmei Cai,‡ Juewang Cai,‡ Purui Zheng, Xiaorong Wang* and Xiaoming Zhao*

Pd-catalyzed asymmetric allylic thioetherification reaction of various sodium thiolates was realized, which gave the allylic thioethers in good to high yields with high enantioselectivities. The reaction results considerably depend on the substrates and the bulky sulfur nucleophile led to excellent enantioselectivity as well.

Approximately one-fifth of the 200 most-prescribed drugs in 2011 were organosulfur compounds.¹ More interestingly, the optically active sulfur-containing compounds exhibit excellent biological activity.² For example, the popular pharmaceutical products and naturally occurring compounds such as biotin,³ montelukast,⁴ eflocimibe,⁵ and mPEES-1 inhibitors contain a chiral center bearing a carbon–sulfur (C–S) bond (Fig. 1).⁶ Noticeably, a direct way for the construction of a C–S bond is by palladium-catalyzed allylic substitution.⁷ Pd-catalyzed asymmetric allylic substitution has become a powerful tool for the synthesis of chiral compounds.^{7,8} To this context, allylic thioetherification reactions have been less reported since sulfur

nucleophiles can poison the transition-metal catalyst.⁹ Pd-catalyzed allylic substitutions of sulfur nucleophiles revealed that 4-chlorothiophenol,¹⁰ 2-mercaptopyridine,¹⁰ 2-mercaptopyrimidine,¹⁰ *tert*-butylthiol,^{10j} tri-*tert*-butyl(*tert*-butylthio)silane,^{10j} sulfonates,^{10e,10f,11} thiocarbamates,¹² and thioacetates¹³ were suitable nucleophiles.

Iridium (Ir)-catalyzed asymmetric allylic substitutions of sulfur nucleophiles was contributed by our group¹⁴ and others.¹⁵ To the best of our knowledge, the C–S bond construction by Pd-catalyzed asymmetric allylations is a largely unexplored area in organic synthesis. In this paper, we report an enantioselective Pd-catalyzed allylic substitution of symmetrical allylic acetates with sodium thiolate (NaSR), which afford the allylic thioethers with high enantioselectivities.

An initial thioetherification reaction between (*E*)-1,3-bis(4-chlorophenyl)allyl acetate **1a** and sodium prop-2-ene-1-thiolate **2a** was explored with Pd-complex generated from Pd₂(dba)₃, Pd(OAc)₂, and [Pd(C₃H₅Cl)]₂ with (*R*)-BINAP **L1** (ref. 16) at –10 °C, respectively (Table 1, entries 1–3). To our delight, the allylic thioether **3a** was obtained with a 61% yield and 91% enantiomeric excesses (ee) when [Pd(C₃H₅Cl)]₂/L1 was utilized (Table 1, entry 3). The remaining Pd salts such as Pd₂(dba)₃ and Pd(OAc)₂ are ineffective for this reaction (entries 1 and 2). Solvent survey indicated that DCM is suitable (Table 1, entry 3) and the other solvents such as THF and toluene gave the poor yields with the moderate ee (Table 1, entries 4 and 5). In contrast, the reaction gave **3a** in a 50% yield with 80% ee in the absence of base (Table 1, entry 6). These results illustrated that the nature of bases has a considerable influence on the enantioselectivities. Thus, a variety of bases including KOAc, NaOAc, KI, trimethylsilyl (*E*)-*N*-(trimethylsilyl)formimidate (BSA), DBACO, and KOAc/BSA was examined. A combination of KOAc and BSA gave rise to a superior result (Table 1, entry 11), whereas other bases led to fair yields with moderate to high ee (Table 1, entries 7–11). A slight excess **2a** was employed and it gave the best result (Table 1, entry 11 vs. 12).

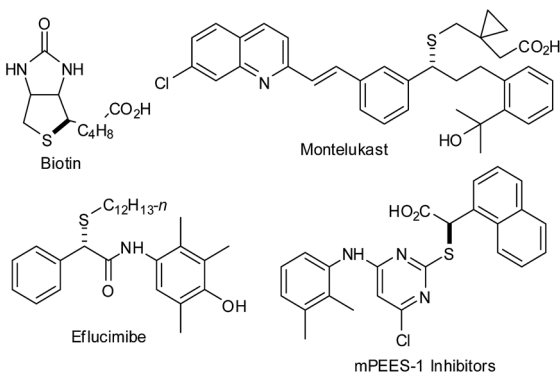


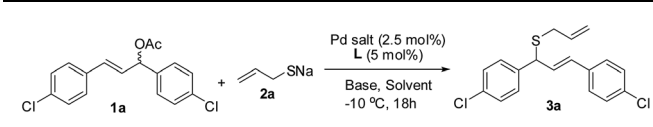
Fig. 1 Four compounds with a chiral C–S center.

State Key Laboratory of Pollution Control and Resource Reuse, Department of Chemistry, Tongji University, 1239 Siping Road, 200092 Shanghai, P. R. China. E-mail: xmzhao08@mail.tongji.edu.cn; xrwang@tongji.edu.cn

† Electronic supplementary information (ESI) available. CCDC 1485308. For ESI and crystallographic data in CIF or other electronic format see DOI: 10.1039/c6ra26877c

‡ The authors wish it to be known that, in their opinion, the first two authors should be regarded as joint First Authors.



Table 1 Optimization of the reaction conditions^a


En	Pd salt	L	Sol	Base	Yield ^b [%]	ee ^c [%]
1	Pd ₂ (dba) ₃	L1	DCM	KOAc	—	—
2	Pd(OAc) ₂	L1	DCM	KOAc	—	—
3	[Pd(C ₃ H ₅ Cl) ₂]	L1	DCM	KOAc	61	91
4	[Pd(C ₃ H ₅ Cl) ₂]	L1	THF	KOAc	30	85
5	[Pd(C ₃ H ₅ Cl) ₂]	L1	Toluene	KOAc	35	75
6	[Pd(C ₃ H ₅ Cl) ₂]	L1	DCM	—	50	80
7	[Pd(C ₃ H ₅ Cl) ₂]	L1	DCM	NaOAc	60	84
8	[Pd(C ₃ H ₅ Cl) ₂]	L1	DCM	KI	50	92
9	[Pd(C ₃ H ₅ Cl) ₂]	L1	DCM	BSA	61	92
10	[Pd(C ₃ H ₅ Cl) ₂]	L1	DCM	DBACO	60	90
11	[Pd(C ₃ H ₅ Cl) ₂]	L1	DCM	KOAc/BSA	73	92
12 ^d	[Pd(C ₃ H ₅ Cl) ₂]	L1	DCM	KOAc/BSA	81	95
13 ^d	[Pd(C ₃ H ₅ Cl) ₂]	L2	DCM	KOAc/BSA	Trace	—
14 ^d	[Pd(C ₃ H ₅ Cl) ₂]	L3	DCM	KOAc/BSA	—	—
15 ^d	[Pd(C ₃ H ₅ Cl) ₂]	L4	DCM	KOAc/BSA	—	—
16 ^d	[Pd(C ₃ H ₅ Cl) ₂]	L5	DCM	KOAc/BSA	—	—
17 ^{d,e}	[Pd(C ₃ H ₅ Cl) ₂]	L1	DCM	KOAc/BSA	68	83

^a Reaction conditions: **1a** (0.20 mmol), **2a** (1.0 equiv.), Pd salt (2.5 mmol%), L1–L5 (5 mmol%), base (1.0 equiv.), and solvent (2.0 mL) at $-10\text{ }^{\circ}\text{C}$ under argon. ^b Isolated yield. ^c Determined by HPLC. ^d **2a** = 1.2 equiv. ^e At $0\text{ }^{\circ}\text{C}$.

The ligands are crucial to Pd-catalyzed asymmetric allylic substitutions.⁸ Therefore, the effect of ligands including (*R*)-Tol-BINAP L2,¹² Trost L3,¹⁷ Josiphos L4,¹⁸ and PHOX L5 (ref. 19) (Fig. 2) on the allylic thioetherification was examined. The allylic thioetherification of **2a** took place with the best enantioselectivity in the presence of the catalyst derived from (*R*)-BINAP L1 (Table 1, entry 12). Unexpectedly, L2 structurally similar to L1 only gave a trace amount of **3a** (Table 1, entry 13). These outcomes indicated that the steric demand of the ligands has great influence on this reaction. Subsequent investigation indicated that the Pd complexes made from L3–L5 failed to promote this reaction (Table 1, entries 14–16). The reaction was carried out at $0\text{ }^{\circ}\text{C}$ and it afforded a somewhat worse result than that at $-10\text{ }^{\circ}\text{C}$ (Table 1, entry 12 vs. 17).

Using this procedure, the scope of the thioetherification reactions of a range of allylic acetates **1** with sodium prop-2-ene-

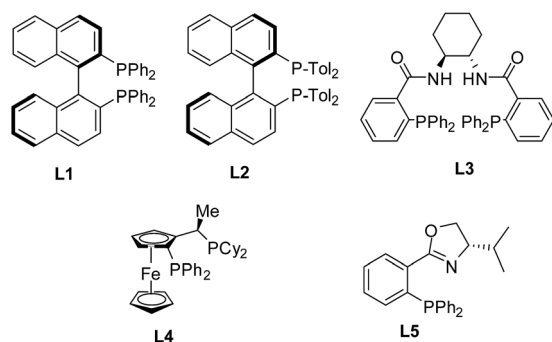
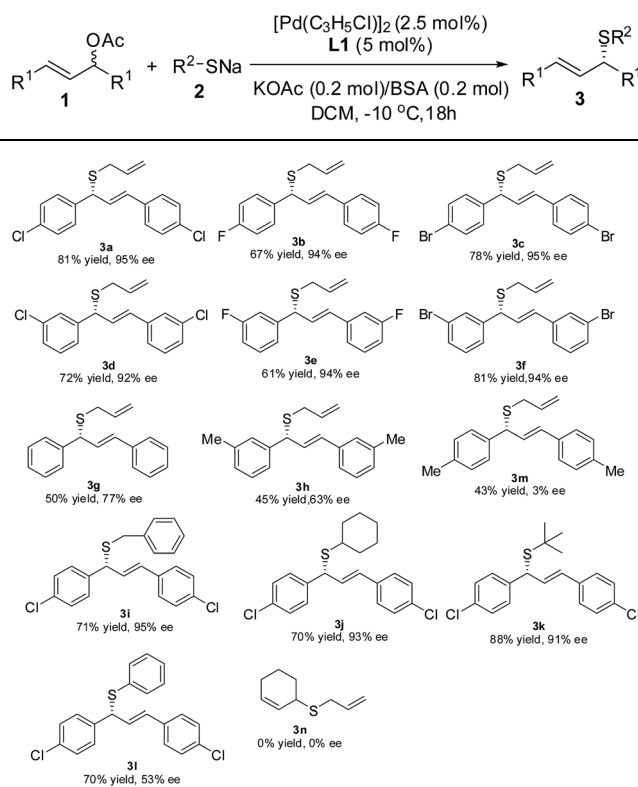


Fig. 2 Chiral ligands L1–L5 used in this allylic sulfane.

1-thiolate **2a** was subsequently explored (Table 2). The allylic substrates **1a–f** with electron-poor group (*e.g.*, *p*-Cl, *p*-F, *p*-Br, *m*-Cl, *m*-F, and *m*-Br) on the phenyl ring gave the corresponding products **3a–f** in moderate to high yields with the high level of the enantioselectivities.

In addition, both (*E*)-1,3-diphenylallyl acetate **1g** and the allylic substrate **1h** with an electron-rich group (*e.g.*, *m*-CH₃) on the phenyl ring offered the allylic thioethers **3g** and **3h** in the acceptable yields with the moderate enantioselectivities. These results suggested that sodium prop-2-ene-1-thiolate **2a** is a somewhat weak nucleophile and the reaction results considerably depend upon the allylic substrates in these cases. The steric demand and nature of sulfur nucleophiles **2** was also investigated. The representative sulfur nucleophiles such as sodium phenylmethanethiolate **2b**, sodium cyclohexanethiolate **2c**, sodium 2-methylpropane-2-thiolate **2d**, and sodium benzenethiolate **2e** were thus examined. **2b** gave the results similar to that of **2a**; and a bulky **2c** resulted in the corresponding **3j** in a 70% yield with 93% ee. Significantly, the more steric hindered **2d** was utilized at $-15\text{ }^{\circ}\text{C}$ and it afforded the corresponding **3k** in a 88% yield with 91% ee. Aromatic sulfur nucleophile **2e** also gave rise to the corresponding **3l** in a 70% yield with a lowering ee (Table 2). The allylic substrate **1i** bearing an electron-donating group (*e.g.*, *p*-CH₃) on the phenyl ring provided **3m**

Table 2 The scope of the allyl acetates **1** and sodium thiolates **2**^{a,b,c,d}

^a Reaction conditions: **1** (0.20 mmol), **2** (1.2 equiv.), [Pd(C₃H₅Cl)₂] (2.5 mmol), L1 (5 mmol), KOAc (1.0 equiv.), BSA (1.0 equiv.) and solvent (2.0 mL) at $-10\text{ }^{\circ}\text{C}$ under argon. ^b Isolated yield. ^c Determined by HPLC. ^d At $-15\text{ }^{\circ}\text{C}$.



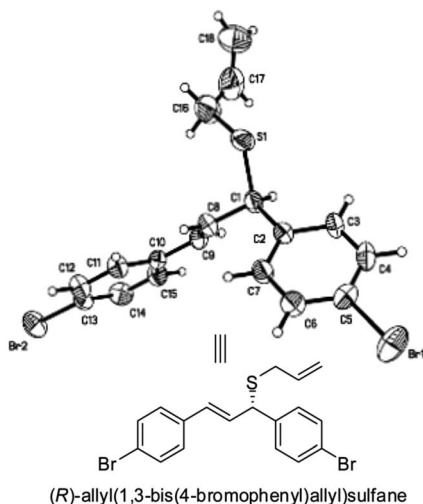


Fig. 3 X-ray structure of (R)-**3c**.

with a 43% yield with 3% ee. The aliphatic substrate such as cyclohex-2-enyl acetate **1j** was also examined and the corresponding product **3n** were not observed (Table 2).

A single-crystal X-ray diffraction analysis of **3c**²⁰ (Fig. 3) illustrates the absolute configuration of **3c** as *R* (see ESI† for details).

Conclusions

In conclusion, we developed a practical method for the formation of C–S bond *via* Pd-catalyzed asymmetric allylic thioetherifications, which gives the allylic thioethers in good to high yields with high enantioselectivities. This method allows the use of bulky sulfur nucleophiles, illustrates good tolerance of the aryl-substituted allyl acetates, and offers a new way to chiral allylic thioethers.

Acknowledgements

We gratefully acknowledge the NSFC (21272175 and 20942003) for generous financial support.

Notes and references

- The table of Top 200 Pharmaceutical Products by Total US Prescriptions in 2011 is available *via* the Internet at <http://www.pharmacytimes.com/publications/issue/2012/July2012/Top200-Drugs-of-2011>.
- (a) A. Nudelman, *The Chemistry of Optically Active Sulfur Compounds*, Gordon and Breach, New York, 1984; (b) *Organosulfur Chemistry in Asymmetric Synthesis*, ed. T. Toru and C. Bolm, Wiley-VCH, Weinheim, Germany, 2008.
- (a) A. K. Ghosh, W. J. Thompson, M. P. Munson, W. Liu and J. R. Huff, *Bioorg. Med. Chem. Lett.*, 1995, **5**, 83; (b) C. U. Kim, L. R. McGee, S. H. Krawczyk, E. Harwood, Y. Harada, S. Swaminathan, N. Bischofberger, M. S. Chen, J. M. Cherrington, S. F. Xiong, L. Griffin, K. C. Cundy,

- Lee, B. Yu, S. Gulnik and J. W. Erickson, *J. Med. Chem.*, 1996, **39**, 3431; (c) H. G. F. Richter, P. Angehrn, C. Hubschwerlen, M. Kania, M. G. P. Page, J.-L. Specklin and F. K. Winkler, *J. Med. Chem.*, 1996, **39**, 3712; (d) J. D. Buynak, L. Vogeti and H. Chen, *Org. Lett.*, 2001, **3**, 2953; (e) H. Li, L. Zu, H. Xie, J. Wang, W. Jiang and W. Wang, *Org. Lett.*, 2007, **9**, 1833.
- A. Halama, J. Jirman, O. Boušková, P. Gibala and K. Jarrah, *Org. Process Res. Dev.*, 2010, **14**, 425.
- M. Tisdale, S. D. Kemp, N. R. Parry and B. A. Larder, *Proc. Natl. Acad. Sci. U. S. A.*, 1993, **90**, 5653.
- (a) G. Sobal, E. J. Menzel and H. Sinzinger, *Biochem. Pharmacol.*, 2001, **61**, 373; (b) R. Suhas, S. Chandrashekar and D. C. Gowda, *Eur. J. Med. Chem.*, 2012, **48**, 179.
- For a review, see: W. Liu and X. M. Zhao, *Synthesis*, 2013, **45**, 2051.
- For the reviews and selective papers, see: (a) A. Saitoh, K. Achiwa, K. Tanaka and T. Morimoto, *J. Org. Chem.*, 2000, **65**, 4227; (b) Y. Tamaru, *Eur. J. Org. Chem.*, 2005, 2647; (c) B. M. Trost and D. L. Van Vranken, *Chem. Rev.*, 1996, **96**, 395; (d) M. Johannsen and K. A. Jørgensen, *Chem. Rev.*, 1998, **98**, 1689; (e) T. Hayashi, *J. Organomet. Chem.*, 1999, **576**, 195; (f) G. Helmchen and A. Pfaltz, *Acc. Chem. Res.*, 2000, **33**, 336; (g) L.-X. Dai, T. Tu, S.-L. You, W.-P. Deng and X.-L. Hou, *Acc. Chem. Res.*, 2003, **36**, 659; (h) B. M. Trost and M. L. Crawley, *Chem. Rev.*, 2003, **103**, 2921; (i) B. M. Trost, *J. Org. Chem.*, 2004, **69**, 5813; (j) B. M. Trost, M. R. Machacek and A. Aponick, *Acc. Chem. Res.*, 2006, **39**, 747; (k) Z. Lu and S. Ma, *Angew. Chem., Int. Ed.*, 2008, **47**, 258; (l) M. Dieguez and O. Pamies, *Acc. Chem. Res.*, 2010, **43**, 312.
- (a) L. L. Hegedus and R. W. McCabe, *Catalyst Poisoning*, Marcel Dekker, New York, 1984; (b) A. T. Hutton, in *Comprehensive Coordination Chemistry*, ed. G. Wilkinson, R. D. Gillard and J. A. McCleverty, Pergamon: Oxford, U.K., 1984, vol. 5, p. 1151.
- For Pd-catalyzed allylic substitutions of sulfur nucleophiles, see: (a) C. Goux, P. Lhoste and D. Sinou, *Tetrahedron Lett.*, 1992, **33**, 8099; (b) C. Goux, P. Lhoste and D. Sinou, *Tetrahedron*, 1994, **50**, 10321; (c) M. Moreno-Mañas, R. Pleixats and M. Villarroya, *Tetrahedron*, 1993, **49**, 1457; (d) N. Komine, A. Sako, S. Hirahara, Y. Hirano and M. Komiya, *Chem. Lett.*, 2005, **34**, 246; For Pd-catalyzed asymmetrical allylic versions, see: (e) H. Eichelmann and H. J. Gais, *Tetrahedron: Asymmetry*, 1995, **6**, 643; (f) B. M. Trost, M. G. Organ and G. A. O'Doherty, *J. Am. Chem. Soc.*, 1995, **117**, 9662; (g) B. M. Trost, M. J. Krische, R. Radinov and G. Zanoni, *J. Am. Chem. Soc.*, 1996, **118**, 6297; (h) B. M. Trost, A. C. Krueger, R. C. Bunt and J. Zambrano, *J. Am. Chem. Soc.*, 1996, **118**, 6520; (i) B. M. Trost and R. Radinov, *J. Am. Chem. Soc.*, 1997, **119**, 5962; (j) M. Frank and H. J. Gais, *Tetrahedron: Asymmetry*, 1998, **9**, 3353; (k) H. J. Gais, T. Jagusch, N. Spalthoff, F. Gerhards, M. Frank and G. Raabe, *Chem.-Eur. J.*, 2003, **9**, 4202; (l) W. Liu, X. M. Zhao, H. B. Zhang and L. Zhang, *Chem. Commun.*, 2015, **51**, 655.



- 11 (a) H. J. Gais, H. Eichelmann, N. Spalthoff, F. Gerhards, M. Frank and G. Raabe, *Tetrahedron: Asymmetry*, 1998, **9**, 235; (b) B. M. Trost, M. L. Crawley and C. B. Lee, *J. Am. Chem. Soc.*, 2000, **122**, 6120; (c) Y. Uozumi and T. Suzuka, *Synthesis*, 2008, 1960.
- 12 L. E. Overman, S. W. Roberts and H. F. Sneddon, *Org. Lett.*, 2008, **10**, 1485.
- 13 (a) D. Sinou, S. Divekar, M. Safi and M. Soufiaoui, *Sulfur Lett.*, 1999, **22**, 125; (b) B. J. Lüsse and H. J. Gais, *J. Org. Chem.*, 2004, **69**, 4041.
- 14 (a) S. C. Zheng, N. Gao, W. Liu, D. G. Liu, X. M. Zhao and T. Cohen, *Org. Lett.*, 2010, **12**, 4454; (b) N. Gao, S. Zheng, W. Yang and X. Zhao, *Org. Lett.*, 2011, **13**, 1514; (c) W. Q. Huang, S. C. Zheng, J. L. Tang and X. M. Zhao, *Org. Biomol. Chem.*, 2011, **9**, 7897; (d) S. C. Zheng, W. Q. Huang, N. Gao, R. M. Cui, M. Zhang and X. M. Zhao, *Chem. Commun.*, 2011, **47**, 6969; (e) N. Gao, X. W. Guo, S. C. Zheng, W. K. Yang and X. M. Zhao, *Tetrahedron*, 2012, **68**, 9413; (f) W. Liu, X. M. Zhao, H. B. Zhang, L. Zhang and M. Z. Zhao, *Chem.–Eur. J.*, 2014, **20**, 16873.
- 15 (a) M. Ueda and J. F. Hartwig, *Org. Lett.*, 2010, **12**, 92; (b) M. Roggen and E. M. Carreira, *Angew. Chem., Int. Ed.*, 2012, **51**, 8652.
- 16 (a) H. Takaya, K. Mashima, K. Koyano, M. Yagi, H. Kumobayashi, T. Taketomi and S. Akutagawa, *J. Org. Chem.*, 1986, **51**, 629; (b) R. Noyori and H. Takaya, *Acc. Chem. Res.*, 1990, **23**, 345; (c) S. Akutagawa, *Appl. Catal., A*, 1995, **128**, 171; (d) M. McCarthy and P. J. Guiry, *Tetrahedron*, 2001, **57**, 3809; (e) H. Shimizu, I. Nagasaki and T. Saito, *Tetrahedron*, 2005, **61**, 5405.
- 17 B. M. Trost, D. L. Van Vranken and C. Bingel, *J. Am. Chem. Soc.*, 1992, **114**, 9327.
- 18 H. C. L. Abbenhüs, U. Burckhardt, V. Gramlich, C. Kollner, P. S. Pregosin, R. Salzman and A. Togni, *Organometallics*, 1995, **14**, 759.
- 19 (a) P. V. Matt and A. Pfaltz, *Angew. Chem., Int. Ed.*, 1993, **32**, 566; (b) J. Sprinz and G. Helmchen, *Tetrahedron Lett.*, 1995, **34**, 1769.
- 20 ESI.†

