



Cite this: *RSC Adv.*, 2017, 7, 3398

Rhodium(I) diphenylphosphine complexes supported on porous organic polymers as efficient and recyclable catalysts for alkene hydrogenation†

Cristian H. Campos,^{*a} Julio B. Belmar,^b Solange E. Jeria,^b Bruno F. Urbano,^c Cecilia C. Torres^d and Joel B. Alderete^b

This paper describes the synthesis and characterization of porous polymeric materials as a support for rhodium(I) cationic coordination compounds and their use as heterogeneous catalysts for alkene hydrogenation. The synthetic strategy was the insertion of a vinyl-moiety in a bis(2-chloroethyl)amine precursor to provide highly porous resins with an enriched modifiable surface. The precursors synthesized were *N,N*-bis(2-chloroethyl)prop-2-en-1-amine (Alk-POL) and *N,N*-bis(2-chloroethyl)acrylamide (Acy-POL). The resins were obtained through suspension polymerization of methyl acrylate and divinylbenzene as a co-polymer and cross-linker, respectively. The resin surfaces were functionalized with diphenylphosphine groups followed by Rh(I) metal deposition using [Rh(COD)₂]BF₄ (COD = 1,5-cyclooctadiene) as the catalyst precursor. The Rh-catalysts were characterized by different physicochemical techniques and assessed for their catalytic performances in the heterogeneous hydrogenation of styrene and its derivatives. It was found that the catalytic activities and selectivity of the heterogenized rhodium complex (Rh-Alk-POL and Rh-Acy-POL) in the hydrogenation reactions were comparable to its homogeneous analogue. Analysis of the spent homogeneous resin Rh-Alk-POL catalyst after the first reaction cycle showed the presence of metallic Rh nanoparticles arising from the reduction of the Rh complex. Extensive recycling and Rh leaching studies were carried out for the Rh-Acy-POL catalyst. Both the activity and selectivity could be maintained for at least seven reaction runs and without metal leaching during the reaction cycles. We have also studied the liquid-phase hydrogenation reaction of various styrene *m*-substituted derivatives. The Rh-Acy-POL catalyst exhibits excellent catalytic activity for hydrogenation of the substrates and only vinyl-group hydrogenation was detected. Finally, the presence of electron-donating/-withdrawing substituents at the *meta*-position resulted in different rates of vinyl group hydrogenation. This effect was quantified in terms of the Hammett relationship, in which the catalyst displayed a linear correlation between the Hammett substituent constant (σ_{meta}) and the hydrogenation rate.

Received 31st October 2016
Accepted 26th November 2016

DOI: 10.1039/c6ra26104c

www.rsc.org/advances

1. Introduction

Hybrid materials have become an excellent alternative for use as a support and/or catalyst in hydrogenation processes for fine chemicals because their organic/inorganic nature confers the ability to be used in very specific processes.^{1–5} Some examples of hybrid materials are metal organic frameworks (MOFs),⁶ hybrid-

polymer resins,^{7,8} clay-polymer composites,⁹ among others. Especially in the use of synthetic hybrid-polymeric materials, Merrifield resins arise as an attractive type of support for the covalent immobilization of coordination metal complexes catalysts for selective hydrogenation^{10,11} due to their versatile surface functionalization. The main disadvantage of Merrifield materials is its low surface area which restrict the accessibility at the reactive moieties introduced into them as a result of the crosslinking density of the polymer matrix.⁵

In recent years, suspension polymerization is used to produce crosslinked-polymers with a controllable pore structure and a high surface area compared to Merrifield resins.^{12–14} These materials contain well-developed micropores and mesopores, therefore should decrease the diffusion limitations and significantly improve the accessibility to the reactive pending groups and produce highly dispersed catalysts.^{15–17} In this way, Canali *et al.*¹⁸ have reported a porous polystyrene/polymethacrylate-based resin with supported Jacobsen's chiral

^aDepartamento de Físico-Química, Facultad de Ciencias Químicas, Universidad de Concepción, Concepción, Chile. E-mail: ccampos@udec.cl

^bDepartamento de Química Orgánica, Facultad de Ciencias Químicas, Universidad de Concepción, Concepción, Chile

^cDepartamento de Polímeros, Facultad de Ciencias Químicas, Universidad de Concepción, Concepción, Chile

^dDepartamento de Ciencias Químicas, Facultad de Ciencias Exactas, Universidad Andrés Bello, Sede Concepción, Autopista Concepción-Talcahuano 7100, Talcahuano, Chile

† Electronic supplementary information (ESI) available. See DOI: 10.1039/c6ra26104c



Mn-salicyden-ethylenediamine complexes for alkene enantioselective oxidation. Drake *et al.* have explored the use of vinylbenzyl chloride-based resins which have been aminated using *N,N,N'*-trimethylethylenediamine to produce coordinated Pt(II) catalysts for the hydrosilylation of 1-octene using methylchlorosilane at room temperature.¹⁹

Heterogeneous metal catalysts are widely used in the hydrogenation of alkenes.^{20,21} Liquid-phase hydrogenation of unsaturated organic compounds with C=C bond typically involve transition metals such as Pd, Pt, Rh, Ni, Ru, among others. Palladium supported on carbonaceous materials is widely used as a catalyst in this reaction.²² However, problems in chemoselectivity are occasionally encountered when the substrate contains functional groups sensitive under the reaction conditions of hydrogenation.^{23–25} To address this issue, rhodium is the most employed noble metal as homogeneous catalyst for alkene hydrogenation reactions because possess the ability to activate the hydrogen molecule to provide a specific transfer of a hydride atom to the alkene moiety during the catalytic cycle.^{26,27} Phosphines molecules are used as ligands in the hydrogenation of several types of olefins by Rh catalysts^{4,28,29} and the literature contains several reports about the hydrogenation ability of cationic [Rh(diene)(PR₃)₂]⁺ complexes under relatively mild reaction conditions.^{27,30} From this background, we are interested in investigating the performance of diphenylphosphine-rhodium complexes based immobilized on the porous polymeric-resins in the hydrogenation of the styrene and its derivatives. The aim of the present work is the design and synthesis of new polymeric-resins having functional moieties able to covalently bond Rh(I) diphenylphosphine catalysts. For this purpose we used two co-monomers derived from *N,N*-bis(chloroethyl)amine: *N,N*-bis(2-chloroethyl)-2-propen-1-amine (Alk-N(CH₂CH₂Cl)₂) and *N,N*-bis(2-chloroethyl)acrylamide (Acy-N(CH₂CH₂Cl)₂) as shown in Scheme 1. In fact, the polymer synthesis procedure including chloroethyl-monomers allows obtaining porous polymer-supports with an improved accessibility to its functionalities. Subsequently diphenylphosphine ligands were prepared into the polymer-resins and formed cationic rhodium(I) complexes, which were employed in heterogeneous liquid phase styrene hydrogenation. Herein, the best catalytic system was studied in seven recycles studies. Finally, the catalytic hydrogenation of a series of *m*-substituted styrene substrates was investigated and the catalytic data were subjected to Hammett treatment.

2. Experimental section

2.1 Materials

All of the air-sensitive reactions were performed under an inert atmosphere (Ar or N₂) in a Schlenk flask. Tetrahydrofuran (THF, Merck®) and toluene (Merck®) were dried in metallic sodium/benzophenone, dichloromethane (CH₂Cl₂, 99.8% anhydrous, Aldrich®) and acetonitrile (CH₃CN 99% Merck®) were dried as required by contact with calcium hydride (Sigma®) for several days and then distilled immediately before use. Triethylamine (TEA 95% Aldrich®), methyl acrylate (MA, 99% Aldrich®) and divinylbenzene (DVB, technical grade, 80%

Aldrich®) were distilled at a reduced pressure prior to use: TEA with CaH₂, both MA and DVB in presence of *p*-*tert*-butylcatechol as polymerization inhibitor. 2,2'-Azobis(isobutyronitrile) (AIBN, Aldrich®) was recrystallized from methanol. The compounds allyl bromide (98% Aldrich®), acryloyl chloride (99% Merck®), potassium diphenylphosphide (KPPH₂ solution 0.5 M in THF, Aldrich®), bis(1,5-cyclooctadiene)rhodium(I) tetrafluoroborate (Aldrich®), diisopropylethylamine (DIEA, 99% Merck®), bis(2-chloroethyl)amine hydrochloride (98% Aldrich®), anhydrous sodium sulfate (Na₂SO₄, Merck®), hydrochloric acid (HCl, 37% Merck®), sodium chloride (NaCl, Merck®), sodium hydroxide (NaOH, Merck®), hydroxyethylcellulose (average *M_w* 250 000, Aldrich®), styrene (98%, Aldrich®), *m*-nitrostyrene (98%, Aldrich®), *m*-chlorostyrene (99%, Aldrich®), *m*-methylstyrene (99%, Aldrich®), *m*-aminostyrene (99%, Aldrich®) and the solvent *n*-hexanes (PA, Merck®) were used as received. The Scheme 1 shows the synthetic route employed to prepare the immobilized catalysts.

2.2 Co-monomers synthesis

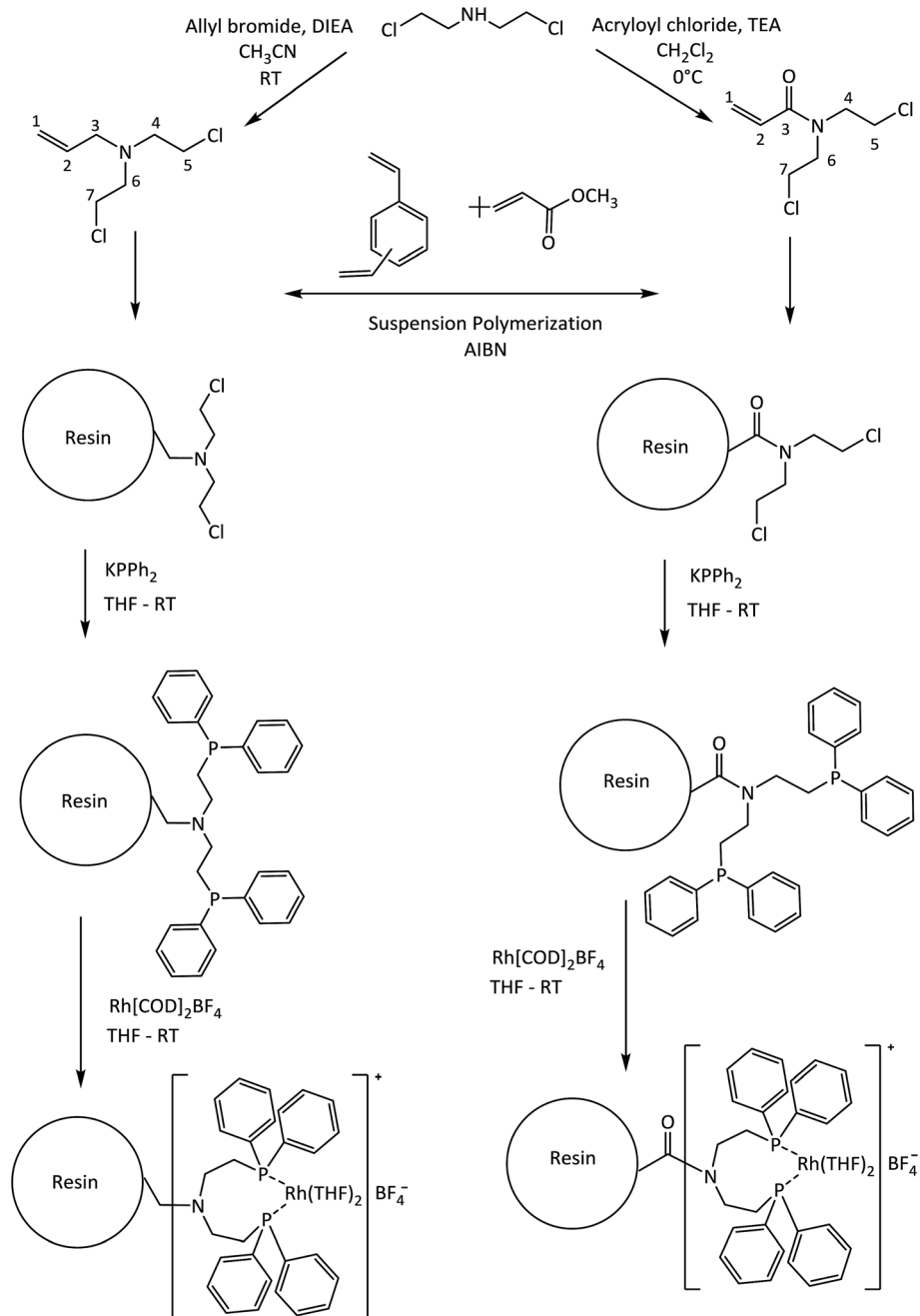
***N,N*-Bis(2-chloroethyl)-2-propen-1-amine (Alk-N(CH₂CH₂-Cl)₂).** A solution of bis(2-chloroethyl)amine hydrochloride in dry in CH₃CN solution (50 mL, 0.22 mol L⁻¹) was slowly added (10 min) to a dry CH₃CN (10 mL) solution of the allyl bromide 1.4 mL (17 mmol) and DIEA (40 mmol). The mixture was stirred for 12 h at room temperature. Removal of solvent led to a solid which was dissolved in CH₂Cl₂ and washed with an HCl 0.1 mol L⁻¹ (50 mL × 2) and water (50 mL × 2). The organic layer was dried overnight in anhydrous Na₂SO₄. Finally, removal of solvent from the filtrate led to a yellowish viscous compound with 58% yield. ¹H NMR (CDCl₃): δ 2.83 (t, 4H, -N-(CH₂)₂), 3.16 (d, 2H, -CH₂-N-), 3.46 (t, 4H, -(CH₂-Cl)₂), 5.12 (dd, 2H, CH₂=CH-), 5.76 (m, 1H, =CH-CH₂-); ¹³C NMR (CDCl₃): δ 42.1 (s, C5 ± C7), 55.9 (s, C4 ± C6), 57.8 (s, C3), 118.0 (s, C1), 134.8 (s, C2).

***N,N*-Bis(2-chloroethyl)acrylamide (Acy-N(CH₂CH₂Cl)₂).** A solution of the acryloyl chloride in dry CH₂Cl₂ (50 mL, 0.11 mol L⁻¹) was added dropwise (0.5 h) to a stirred, ice-cooled solution of bis(2-chloroethyl)amine hydrochloride (1.0 g, 5.6 mmol) with TEA (2.0 mL, 11.2 mmol) in dry CH₂Cl₂ (50 mL). The mixture was further stirred for 2 h. The reaction mixture was washed with HCl 0.1 mol L⁻¹ (50 mL × 2) and water (50 mL × 2). The organic layer was dried overnight in anhydrous Na₂SO₄. Finally, removal of solvent from the filtrate led to colorless viscous with 90% yield. ¹H NMR (CDCl₃): δ 3.24 (t, 4H, -N-(CH₂)₂), 3.64 (t, 4H, -(CH₂-Cl)₂), 5.58 (dd, 1H, CH₂=CH-), 6.34 (dd, 1H, CH₂=CH-); 6.62 (m, 1H, =CH-CO-); ¹³C NMR (CDCl₃): δ 42.7 (s, C5 ± C7), 52.9 (s, C4 ± C6), 126.2 (s, C1), 131.0 (s, C2), 162.8 (s, C3).

2.3 Synthesis of porous polymer-resins

Porous polymer-resins were synthesized *via* suspension polymerization using a modified procedure reported in detail by Wei *et al.*¹⁴ The co-monomers (MA and x-N(CH₂CH₂Cl)₂ where x: Alk or Acy) were first mixed well with the porogen (toluene) and DVB as crosslinker, in mass ratio 2 : 39 : 60, to form an organic phase in which the initiator, AIBN, was added (1 wt% monomers-based). The organic phase mixture was then added,





Scheme 1 Immobilization route for the Rh-based catalysts.

at a 1 : 3 ratio (v/v), to the aqueous phase containing 0.2% hydroxyethyl cellulose and 20% NaCl, and the polymerization was allowed to proceed at 70 °C and 85–90 °C for 14 and 4 h, respectively. The resulting MA/x-N(CH₂CH₂Cl) co-polymer materials were washed with hot water and extracted thoroughly with acetone in a Soxhlet apparatus, and the acetone-swollen solid were finally dried in vacuum at 80 °C.

2.4 Phosphination of porous polymer-resins and catalyst synthesis

Initially the a suitable amount of MA/x-N(CH₂CH₂Cl) co-polymer materials was charged into a cooled (0 °C) Schlenk

flask (100 mL) containing dry and degasified THF (50 mL). Under dry N₂, the required amount of KPPH₂ was added and the mixture stirred for 2 h. The mixture was then left stirring for 48 h, at room temperature, under N₂ gas. The quantity of KPPH₂ used were such that a 1 : 2 molar ratio of porous polymer-resin-N(CH₂CH₂Cl) functionality : KPPH₂. The reaction was quenched in degasified H₂O (100 mL), filtered and the solids washed with both degasified H₂O and THF, respectively. Each phosphinated resin (2.0 g) was placed in a Schlenk flask with dry and degasified THF (20 mL) and mixed with a suitable amount of [Rh(COD)₂]BF₄ dissolved in dry and degasified THF (5 mL). The quantity of the rhodium used was stoichiometrically equivalent



to the diphenylphosphine content of the phosphinated resin used, and was calculated from the values detailed in Table 1. The mixture was stirred for 48 h, at room temperature, under N₂ atmosphere. Finally the obtained materials were filtered and repeatedly washed with THF, acetone and water, respectively. The light-orange materials prepared were stored in a desiccator under an N₂ atmosphere prior to the activity measurements. The catalysts obtained were labeled as Rh-Alk-POL and Rh-Acy-POL for both alkylated and acylated comonomers precursors, respectively.

2.5 Characterization

The chemical composition of the catalysts was determined by inductively coupled plasma optical emission spectroscopy (ICP-OES, PerkinElmer 7300DV). The samples (10 mg) were chemically digested by dissolution in a mixture of 15 mL HCl and 5 mL HNO₃ in an autoclave for 2 h at 150 °C. The ¹³C- and ³¹P-decoupled NMR spectra were obtained on a Bruker AMX-300 spectrometer (300 MHz for ¹H, 75 MHz for ¹³C and 121 MHz for ³¹P) using trimethylsilane and H₃PO₄ as internal standards. The solid-state ¹³C and ³¹P CP-NMR spectra were recorded at 100 MHz and 162 MHz, respectively, using a Bruker AV 400 WB spectrometer. The XRD patterns were recorded in a RigakuD/max-2500 diffractometer with the Cu K_α radiation at 40 kV and 100 mA. The N₂ adsorption-desorption isotherms at -196 °C were performed in a Micromeritics ASAP 2010 apparatus. The specific surface areas were determined by the BET (Brunauer-Emmett-Teller) equation, using the adsorption data in the relative pressure range of 0.05 to 0.3, and the pore-size distributions were estimated using the BJH method. The catalysts morphology was examined by the transmission electron microscopy (TEM). The X-ray photoelectron spectra (XPS) were recorded using a VG Escalab 200 R spectrometer equipped with a hemispherical analyzer and using non-monochromatic Mg K_α X-ray radiation (*hν* = 1253.6 eV). The binding energies (BE) were calculated with respect to the C-component of the C 1s peak fixed at 284.8 eV. The data analysis was performed with the "XPS Peak" software. The peaks were decomposed into a sum of Gaussian/Lorentzian (G/L = 90/10) after the subtraction of a Shirley-type baseline. The surface P/C, Cl/C, Rh/C and Rh/P atomic ratios were estimated from the integrated intensities of the P 2p, Rh 3p, C 1s, and Cl 2p lines after the background subtraction and were corrected by the atomic sensitivity factors.³¹

2.6 Catalytic activity

The catalytic assays of the alkenes hydrogenation were performed in a stainless steel (100 mL) Parr-type semi-batch reactor at a substrate concentration of 0.01 mol L⁻¹ using methanol (25 mL) as the solvent and stirring at 700 rpm under 5.0 bar of H₂ pressure at 25 °C. All of the catalytic runs were conducted in the absence of external mass transfer limitations and were repeated three times for each experiment. The catalysts were in the form of fine powders (>30 μm), assuming a negligible effect of pore diffusion limitations. In the catalyst mass studies, the alkene/Rh molar ratio was varied, the concentration of PPD was maintained constant, and the mass of the catalyst was modified. No significant differences in the initial reaction rates were noted upon varying the catalyst mass over the range of 0.01 to 0.07 g because the reaction rate was proportional to the catalyst mass, indicating that the gas-liquid and liquid-solid external mass transfer limitations were absent.^{32,33} The pseudo-kinetic constants (*k*) were calculated using a pseudo-first-order kinetic model for a batch reactor under similar conditions, as reported in previous studies.³⁴ The reactants and products were analyzed by gas chromatography and mass spectrometry using a GC-FID instrument (HP-4890) with a semi-capillary column HP-5 and N₂ as the carrier gas. The recycling assays were performed by filtering the catalyst from the reaction medium. The filtered catalyst was washed three times consecutively with methanol (50 mL × 3) to clean the surface and then dried at 100 °C for 24 h. The activity of the catalyst was monitored by the following conversion levels and selectivity:

$$X(\%) = \frac{[\text{alkene}]_0 - [\text{alkene}]_t \text{ (mol L}^{-1}\text{)}}{[\text{alkene}]_0 \text{ (mol L}^{-1}\text{)}} \times 100$$

$$S(\%) = \frac{[\text{target alkene}]_t \text{ (mol L}^{-1}\text{)}}{[\text{target alkene}]_t + [\text{other products}]_t \text{ (mol L}^{-1}\text{)}} \times 100$$

where [alkene]₀ corresponds to the initial concentration of the alkene, and [alkene]_t is the concentration at different times. Target alkene corresponds to the hydrogenation of vinyl moiety of styrene or *meta*-substituted styrene substrates. The turnover frequency (TON) of the catalysts was calculated as follows:

$$\text{TON} = \frac{\text{substrate hydrogenated (mol)}}{\text{Rh (mol)}}$$

3. Results and discussion

3.1 Supports and catalysts characterization

Polymer supports were synthesized *via* the copolymerization of DVB with the as-prepared *N,N*-bis(2-chloroethyl)-2-propen-1-amine and *N,N*-bis(2-chloroethyl)acrylamide co-monomers, respectively, as illustrated in Scheme 1. These compound were inserted into the polymer matrices and then allow the synthesis of the catalyst systems as seen in Table 1. Both systems showed N₂ adsorption-desorption isotherms with H1 hysteresis loop, which is a typical for mesoporous structure and cylindrical pores as shown in Fig. 1. In the same way, the catalysts isotherms

Table 1 Textural and physical properties of polymer-based supports and Rh catalysts

Sample	S _{BET} (m ² g ⁻¹)	ICP		
		Rh ^a (wt%)	P ^a (wt%)	Rh/P ^b
Alk-POL	420	—	—	—
Acy-POL	380	—	—	—
Rh-Alk-POL	330	0.63 (1.0)	0.50 (0.61)	1.26 (1.66)
Rh-Acy-POL	270	0.95 (1.0)	0.59 (0.61)	1.63 (1.66)

^a Nominal values in brackets. ^b wt% ratio.



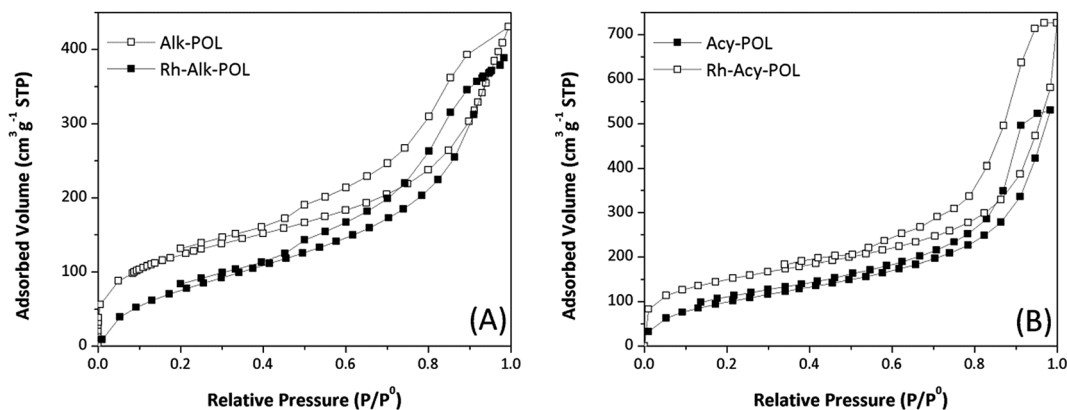


Fig. 1 N_2 adsorption/desorption isotherms of supports and Rh catalysts. (A) Alk-POL based materials and (B) Acy-POL based materials.

remain a mesoporous structure of supports after the post-modification synthesis. However, the BET specific surface area of polymers and catalysts gradually decrease according to the parameters provided in Table 1. This phenomenon is mainly due to the introduction of bulky $-P(Ph)_2$ ligands and Rh complex that partially block the pores and reduce the adsorption of N_2 .

The amount of rhodium determined by ICP-OES in the Rh-Alk-POL fresh catalysts is 0.67 wt%, corresponding to 65.1 μmol of complex per gram of sample, while the catalyst Rh-Acy-POL the amount is 0.95 wt% corresponding to 93 μmol of complex per gram of sample. According to these values the Rh-Alk-POL system showed both lower Rh loading and Rh/P mass ratio. This behavior could be attributed to the incomplete chlorine substitutions during the support's modification exhibiting a decrease in the $(Ph)_2P$ loading confirmed by XPS (*vide infra*). In the same way, the Rh/P mass ratio decreases compared with the nominal value, most likely due to uncoordinated P moieties remaining from the catalyst synthesis. Rh-Acy-POL catalyst showed the expected Rh and P contributions indicating that the support modifications were made according to the nominal catalyst loading.

The ^{13}C and ^{31}P solid-state NMR characterization are shown in Fig. 2. For all of the systems ^{13}C NMR spectra (Fig. 2A) display the characteristic bands of the polymer backbone, $-\text{CH}_2$

carbons from the ligands and $-\text{CH}_3$ moiety attributed to MA methoxyl-group at chemical shifts between 20 and 60 ppm are detected. The signals at 120–160 ppm can be assigned to DVB crosslinker aromatic carbons. Both catalysts showed an increased contribution of the aromatics signals at 140 ppm attributed to the presence of diphenylphosphine ligands. Finally, the signal at 184 ppm ascribed to carbonyl contribution of MA is detected.

In ^{31}P NMR characterization (Fig. 2B) for both catalysts, a broad signal at chemical shifts between 20 and 45 ppm is observed. In the case of system Rh-Alk-POL showed two contributions, the first one at 20.2 ppm attributed to the presence of species of $P-\text{Rh}^{35}$ and the second one at 38.4 ppm attributed to $P=\text{O}$ species.^{36,37} This result is in agreement with the lower metal loading detected by ICP-AES. It must be noted that the NMR analysis of sample Rh-Alk-POL was conducted in air atmosphere, and hence the $P=\text{O}$ signal appears due to the oxidation of unreacted Ph_2P groups with air to produce phosphine oxide. Rh-Acy-POL catalyst showed a signal at 27.0 ppm attributed to the coordinate $P-\text{Rh}$ as was reported by Román-Martínez *et al.*³⁸ whereas the signal of $P=\text{O}$ species do not appear. These results confirm the COD ligand displacement during the catalyst synthesis providing the complex $(PP)-\text{Rh}(\text{COD})\text{BF}_4$ complexes on the resins surface.

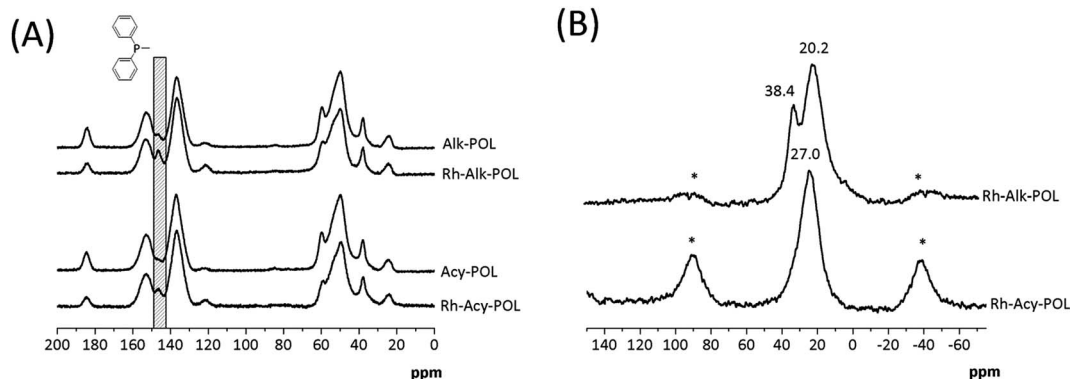


Fig. 2 Solid state NMR spectra of polymer-based supports and Rh catalysts. (A) ^{13}C CP/MAS and (B) ^{31}P CP/MAS and rotational sidebands are denoted by asterisks (*).



The XPS method has been used for qualitative characterizations of the obtained catalysts. The binding energies for Rh 3d_{5/2}, Cl 2p, P 2p and C 1s as well as atomic ratios of Rh/P and Cl/C on the surface of the samples are given in Table 2. The Rh 3d_{5/2} binding energies (BE) confirm the presence of Rh(i) oxidation state.^{38,39} During the catalysts synthesis, Rh(COD)₂BF₄ precursor was not oxidized providing the ligand substitution pathway. In the same way, Rh-Alk-POL system showed BE for Cl 2p at 198.2 eV attributed to the organic chlorine contributions. In the synthesis design of Alk-POL and Acy-POL supports, a stoichiometric quantity of the comonomers (Alk-NClCl or Acy-NClCl) to produce the desired immobilized catalysts were used. However, the Rh-Alk-POL catalyst showed a remained a fraction of CH₂-Cl on the surface as a consequence of an incomplete support's modification. The Rh-Acy-POL catalyst showed BE for Cl 2p at traces level as shown in Table 2. Both results are in agreement with ICP-AES characterization and confirm the Rh catalyst immobilization on the polymer's surface.

Table 2 includes also display the surface Rh wt% and *F* factor determined by XPS employing the same methodology reported by Román-Martínez *et al.*^{40,41} The values of *F* indicate a high dispersion degree in the location of the complex in both supports (where *F* = 1 correspond to the homogeneous distribution of the complex in the porous materials⁴¹). These results are in agreement with the decrease on the *S*_{BET} as a consequence of Rh complex anchored in the resins.

For both Rh supported catalysts, P 2p BE at 132.2–132.4 eV were detected. Typically, these values are assigned to (Ph₂)₂P coordinated with Rh(i) species.³⁸ The main advantage in the alkyl-phosphine immobilization is the P atom oxidation by O₂.^{36,42,43} Unfortunately, it was not possible to distinguish between coordinated-phosphine (P–Rh) and phosphine oxide (P=O) due to closer BE of the most intense peak P 2p at 132.0–132.6 eV (ref. 38 and 41) for P–Rh and 132.8–133.2 eV for P=O.⁴³ However, Rh-Alk-POL catalysts showed an Rh/P atomic ratio lower than in the nominal content meaning that unreacted/oxidized diphenylphosphine species are present, in agreement with ³¹P solid-state NMR characterization.

3.2 Catalytic activity

Fig. 3 shows the catalytic data obtained for diphenylphosphine-based Rh(i) catalyst at 30 minutes of reaction (see the synthesis details in ESI†) for hydrogenation of styrene (STY). Firstly, for comparison purposes a reference [Rh(COD)₂]BF₄ catalyst

Table 2 XPS data of the immobilized Rh catalysts

Sample	Rh 3d _{5/2} (eV)	Cl 2p (eV)	P 2p (eV)	C 1s (eV)	Rh/P	Cl/C	Rh content (wt%)		
							XPS ^a	ICP	<i>F</i> ^b
Rh-Alk-POL	308.9	198.4	132.2	284.8	0.33	0.009	1.60	0.67	2.4
Rh-Acy-POL	309.1	Trace	132.4	284.8	0.45	—	2.95	0.95	3.1

^a Rh content determined by XPS.^{40,41} ^b *F* = Rh wt% (XPS)/Rh wt% (ICP).

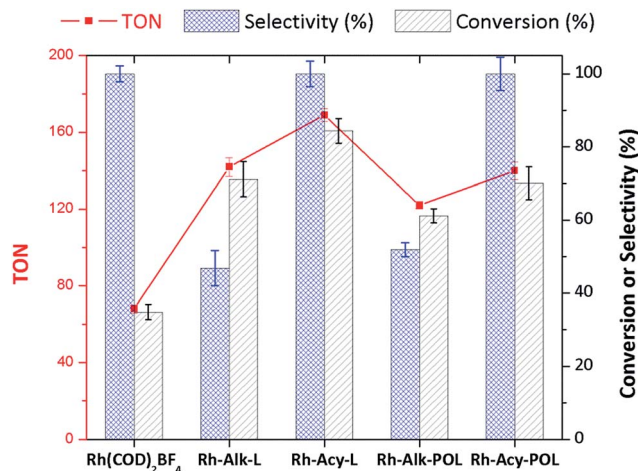
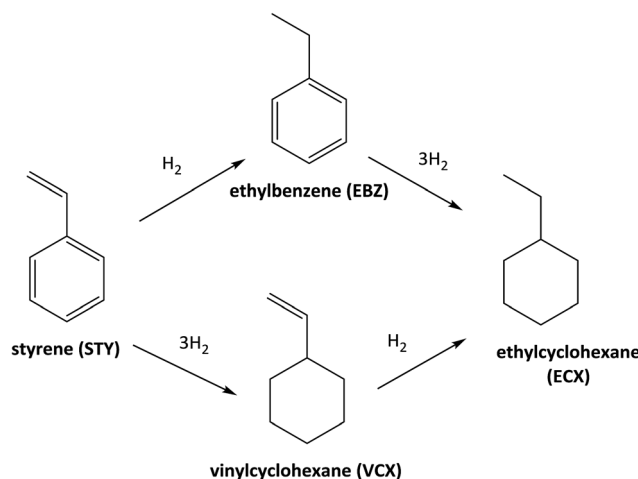


Fig. 3 Hydrogenation of STY with Rh-based catalysts. Reaction conditions: 25 °C, 5.0 bar H₂, at STY/Rh = 200 mole ratio in methanol (25 mL) at 30 min of reaction. The homogeneous catalysts were prepared *in situ* adding Alk- or Acy-L into the reactor at diphosphine/Rh = 0.5 mole ratio. For the supported catalysts 100 mg of hybrid catalyst were used. The selectivity corresponds to EBZ production.

without the diphenylphosphine ligand was used. As can be observed in Fig. 3 the conversion obtained after 30 minutes of reaction (35%) shows the low activity for [Rh(COD)₂]BF₄ catalyst. Secondly, homogeneous catalyst Rh-Alk-L and Rh-Acy-L references were prepared *in situ* from the diphenylphosphines-based ligands and the [Rh(COD)₂]BF₄ precursor. These catalysts showed high activity under the same reaction conditions. However, a different selectivity on the products distribution was detected. The STY hydrogenation could be following the reaction pathways which are shown in Scheme 2. The [Rh(COD)₂]BF₄ and Rh-diphosphine catalysts are highly chemoselective towards alkene hydrogenation.^{44–47} The over-hydrogenated product could be attributed to the presence of metallic Rh nanoparticles indicating that the electronic state of rhodium in the complex was modified during the hydrogenation process.^{42,48,49} TEM analysis was employed to confirm that



Scheme 2 Reaction pathways in the catalytic hydrogenation of STY.






Fig. 4 TEM characterization post-reaction. (A) Rh-Alk-L and (B) Rh-Alk-POL.

metallic Rh NPs are formed, for both homogeneous and heterogeneous diphenylphosphine-based Rh(I) catalyst, as shown in Fig. 4.

Only Rh-Alk-L catalysts showed the presence of metallic Rh NPs mainly ascribed to Alk-L ligand which decrease the stability of the Rh-complex catalysts under reaction conditions at 30 minutes compared with Acy-L. This behavior could be explained by the nature of the N atom on the ligand, where the amide nature of Acy-L ligand provide greater stability to the Rh-center decreasing its reducibility under H₂ atmosphere. Finally, Rh-Alk-L catalyst showed ECX and EBZ as hydrogenation products while Rh-Acy-L achieved the maximum selectivity to EBZ (100%).

A similar trend for the immobilized Rh-complex catalyst was detected. Both systems showed a decrease in the activity compared with the homogeneous catalysts which is

Table 3 XPS and ICP characterization post-reaction for Rh-Acy-POL catalyst

Sample	Rh 3d _{5/2} (eV)	P 2p (eV)	Rh content (wt%)
Fresh	309.1	132.4	0.95
Used without STY	309.0	132.3	0.96
Used after last run	308.9	132.2	0.92

a consequence of catalyst immobilization as was widely reported.^{7,18,30,36,38,40,41,44,45,47} Despite this, both systems showed a similar product distribution as their homogenous equivalents. Fig. 4B shows the TEM characterization where the Rh-Alk-POL showed the presence of metallic Rh NPs as a consequence of the Rh-complex reduction at the reactions conditions.

3.3 Recycling test

The catalyst Rh-Acy-POL showed the best results to be employed as recyclable catalyst. The stability of this catalyst was evaluated under reaction conditions (180 min) performing a run without the presence of the substrate. In this case, no leaching was observed as shown in Table 3. In Fig. 5, the STY conversion levels and recycling test for the Rh-Acy-POL catalyst is shown. The catalyst is active for the STY hydrogenation reaction reaching a conversion of 98% in 120 minutes. The conversion data fitted with pseudo-first order's kinetics with respect to the substrate.

The recycling studies, after the first run, the Rh-Acy-POL was recovered from the reaction mixture by filtration, washed with MeOH to remove traces of the previous mixture and engaged in a new catalytic run. A complete conversion of the substrate was obtained with the same selectivity to EBZ even at 7 consecutive cycles. The post-reaction characterization showed Rh 3d_{5/2} and P 2p BE similar than the fresh catalyst in agreement with the preservation of Rh metal loading even at seven recycles. These results probed that Rh-Acy-POL catalyst is stable and recyclable for its use as heterogeneous system for the hydrogenation of alkenes.

3.4 meta-Substituted styrene hydrogenation

We also investigated the hydrogenation of *meta*-substituted styrene molecules (*m*-X-STY where X: NH₂, CH₃, Cl or NO₂) over Rh-Acy-POL catalyst as shown in Table 4. All the kinetics showed pseudo-first order's kinetics with respect to the *m*-X-STY substrates consumption and only produced the hydrogenation

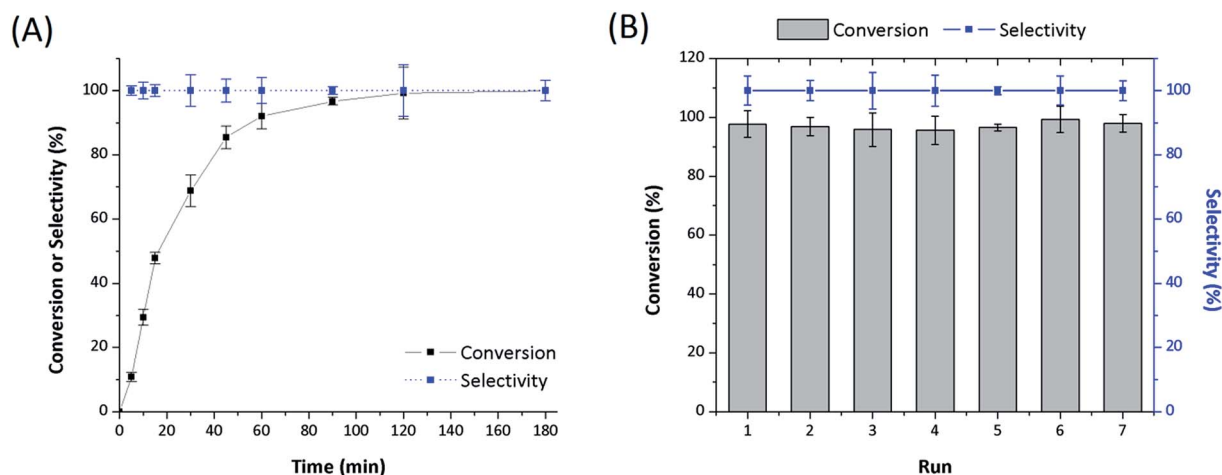


Fig. 5 Reaction profiles for hydrogenation of STY and recycles studies using Rh-Acy-POL as catalyst. (A) Conversion level vs. time and (B) recycles runs at 120 minutes. Reaction conditions: 25 °C, 5.0 bar H₂, at STY/Rh = 200 mole ratio in methanol (25 mL).



Table 4 Catalytic data for *meta*-substituted substrates hydrogenation over Rh-Acy-POL catalyst. Reaction conditions: 25 °C, 5.0 bar H₂, at *m*-X-STY/Rh = 200 mole ratio in methanol (25 mL)

Substrate	Conversion ^a [±2%]	Selectivity ^b [±2%]	$k_{m-X-STY}^c$ [h ⁻¹ mmol _{Rh} ⁻¹]	σ_{meta}^d
STY	68	100	29	—
<i>m</i> -NO ₂ -STY	83	100	46	0.71
<i>m</i> -Cl-STY	76	100	39	0.37
<i>m</i> -CH ₃ -STY	65	100	26	-0.07
<i>m</i> -NH ₂ -STY	60	100	22	-0.16

^a 30 min of reaction. ^b Calculated for vinyl-group hydrogenation.

^c Pseudo-first-order constant. ^d Extract from Hansch *et al.*⁵⁰

of alkene moiety avoiding the hydrogenation of -NO₂ or hydrodechlorination for *m*-NO₂-STY and *m*-Cl-STY, respectively.

The kinetic data displayed dependence between reaction rate and the electronic nature of the substituent in *meta* position. Assuming the pseudo-first model, catalytic rate constant ($k_{m-X-STY}$ and k_{STY}) were calculated as shown in Table 4. The *m*-X-STY substrates showed the tendency $k_{m-NH_2-STY} < k_{m-CH_3-STY} < k_{STY} < k_{m-Cl-STY} < k_{m-NO_2-STY}$. For the electron-donating (EDG) groups the catalytic rate constant showed lower values in comparison with *m*-styrenes derivatives with the electron withdrawing group (EWG). With these results, a correlation analysis between electronic nature of substrates and the experimental catalytic constants was performed. The kinetic data was correlated with Hammett σ_{meta} constant, as shown in Fig. 6, since previous report has showed a linear correlation between $\sigma_{Hammett}$ of *m*-substituted nitroarenes and its the catalytic constants for hydrogenation reaction catalyzed by metallic Rh NPs.³ The empirical values of σ_{meta} were defined by Hammett from the ionization constants of benzoic acids as: $\sigma_{meta}: \log(K_x) - \log(K_H)$ where K_H is the ionization constant for benzoic acid in water at 25 °C and K_x is the corresponding constant for a *meta*-substituted benzoic acid. The values used in our adjustment were compiled by Hansch *et al.*⁵⁰ The rationale of this analysis was based on the hydrogenation reaction mechanism proposed for Halpern.⁵¹ The [Rh(diene)L_n]⁺ catalysts operates in 4 stages: (1) oxidative addition of H₂ promoting Rh(I) → Rh(III), (2) the substrate insertion into the coordination cloud, (3) migratory insertion of a hydride to the alkene substrate and (4) the reductive elimination of the hydrogenated substrate to retrieve Rh(I) in the catalyst. It is well known that the rate determining step (RDS) is the insertion of a hydride on the C=C alkene moiety.²⁶

The hydride insertion could induce a carbanion character on C=C bond at the transition state, hence the presence of EWG increases the affinity for the hydride, enhancing the catalytic activity and instead EDG decrease the hydrogenation rate of the vinyl group. A good linear correlation ($R^2 = 0.9698$) between the experimental $\log(k_{m-X-STY}/k_{STY})$ and the σ_{meta} was found. The following logarithmic equation describes the relationship between $k_{m-X-STY}/k_{STY}$ and the electronic nature of the substrates, showing to be a statistically accurate model with 99% confidence ($p = 0.0072$).

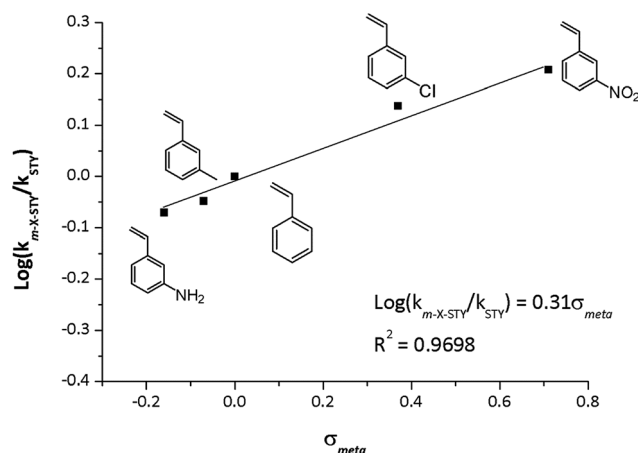


Fig. 6 Experimental $\log(k_{m-X-STY}/k_{STY})$ vs. σ_{meta} constants of substrates. Reaction conditions: 25 °C, 5.0 bar H₂, at *m*-X-STY/Rh = 200 mole ratio in methanol (25 mL).

4. Conclusions

New heterogeneous rhodium-diphenylphosphine supported catalysts on porous resins have been prepared and characterized. The rhodium catalysts based in the precursor *N,N*-bis(2-chloroethyl)-2-propen-1-amine was a less stable than *N,N*-bis(2-chloroethyl)acrylamide and this difference was reasonably attributed to the instability of phosphinated ligand under the reaction conditions. As shown by TEM analysis, on the immobilized *N,N*-bis(2-(diphenylphosphino)ethyl)-2-propen-1-amine based catalyst, the rhodium(I) species are converted to rhodium(0) nanoparticles preventing the selective hydrogenation reaction. The amide based catalyst showed an excellent catalytic performance during the hydrogenation of styrene producing ethylbenzene as the only reaction product. The catalyst was highly stable at the reactions conditions and no-leaching was detected, even after 7 consecutive reaction cycles. Finally, the catalytic activity of this system for the hydrogenation of *m*-substituted styrene showed a chemoselective hydrogenation of alkene function due to the electronic nature of substituent group. Thus, substituted styrene with electron-withdrawing groups showed very high activities, while styrene derivatives with electron-donating groups presented lower activities. This catalyst proved to be active and highly chemoselective for the hydrogenation of alkenes and its immobilization *via* covalent immobilization on porous resin support may indeed be used as a strategy leading to stable catalysts.

Acknowledgements

The authors thank CONICYT for the financial support (FONDECYT postdoctoral 3140130 and FONDECYT Initiation 11160468). We also gratefully acknowledge the help of Dr José Luis G. Fierro of the Instituto de Catálisis y Petroleoquímica (ICP-CSIC) – Sustainable Energy and Chemistry Group (Marie Curie 2 Cantoblanco Madrid – Spain) for the XPS analysis.



References

- 1 C. M. Eichenseer, B. Kastl, M. A. Pericàs, P. R. Hanson and O. Reiser, *ACS Sustainable Chem. Eng.*, 2016, **4**, 2698–2705.
- 2 E. Verde-Sesto, E. Merino, E. Rangel-Rangel, A. Corma, M. Iglesias and F. Sánchez, *ACS Sustainable Chem. Eng.*, 2016, **4**, 1078–1084.
- 3 C. H. Campos, E. Rosenberg, J. L. G. Fierro, B. F. Urbano, B. L. Rivas, C. C. Torres and P. Reyes, *Appl. Catal., A*, 2015, **489**, 280–291.
- 4 J. Lu and P. H. Toy, *Chem. Rev.*, 2009, **109**, 815–838.
- 5 C. Jimeno, S. Sayalero and M. A. Pericàs, in *Heterogenized Homogeneous Catalysts for Fine Chemicals Production: Materials and Processes*, ed. P. Barbaro and F. Liguori, Springer Netherlands, Dordrecht, 2010, pp. 123–170.
- 6 I. E. Ertas, M. Gulcan, A. Bulut, M. Yurderi and M. Zahmakiran, *J. Mol. Catal. A: Chem.*, 2015, **410**, 209–220.
- 7 A. Popa, R. Ene, D. Visinescu, E. S. Dragan, G. Ilia, S. Iliescu and V. Parvulescu, *J. Mol. Catal. A: Chem.*, 2015, **408**, 262–270.
- 8 M. T. Gokmen and F. E. Du Prez, *Prog. Polym. Sci.*, 2012, **37**, 365–405.
- 9 J. Xiong, C. Hang, J. Gao, Y. Guo and C. Gu, *Chem. Eng. J.*, 2014, **254**, 276–282.
- 10 E. Breyse, C. Pinel and M. Lemaire, *Tetrahedron: Asymmetry*, 1998, **9**, 897–900.
- 11 F. J. L. Heutz and P. C. J. Kamer, *Dalton Trans.*, 2016, **45**, 2116–2123.
- 12 Y. Jun, X. Rongnan and Y. Juntan, *J. Appl. Polym. Sci.*, 1989, **38**, 45–54.
- 13 J. Wei, X. Y. Bai and J. Yan, *Macromolecules*, 2003, **36**, 4960–4966.
- 14 J. Wei, X. Zhao and J. Yan, *J. Appl. Polym. Sci.*, 2004, **92**, 2681–2688.
- 15 F. Bildik, E. Yavuz, T. Sismanoglu and B. Filiz Senkal, *Macromol. Symp.*, 2015, **352**, 66–71.
- 16 I.-H. Park, J. M. Rhee and Y. S. Jung, *Angew. Makromol. Chem.*, 1999, **267**, 27–34.
- 17 A. Blasig, J. Tang, X. Hu, S. P. Tan, Y. Shen and M. Radosz, *Ind. Eng. Chem. Res.*, 2007, **46**, 5542–5547.
- 18 L. Canali, E. Cowan, H. Deleuze, C. L. Gibson and D. C. Sherrington, *J. Chem. Soc., Perkin Trans. 1*, 2000, 2055–2066.
- 19 R. Drake, D. C. Sherrington and S. J. Thomson, *React. Funct. Polym.*, 2004, **60**, 65–75.
- 20 S. Bulut, Z. Fei, S. Siankevich, J. Zhang, N. Yan and P. J. Dyson, *Catal. Today*, 2015, **247**, 96–103.
- 21 J. Su and J.-S. Chen, *Microporous Mesoporous Mater.*, 2017, **237**, 246–259.
- 22 G. Busca, *Heterogeneous Catalytic Materials*, Elsevier, Amsterdam, 2014, pp. 297–343.
- 23 F. Jiang, J. Cai, B. Liu, Y. Xu and X. Liu, *RSC Adv.*, 2016, **6**, 75541–75551.
- 24 P. Pospiech, J. Chojnowski, U. Mizerska, T. Makowski, K. Strzelec and N. Sienkiewicz, *Appl. Organomet. Chem.*, 2016, **30**, 399–407.
- 25 C. Liu, J. Liu, S. Yang, C. Cao and W. Song, *ChemCatChem*, 2016, **8**, 1279–1282.
- 26 L. A. Oro and D. Carmona, *The Handbook of Homogeneous Hydrogenation*, Wiley-VCH Verlag GmbH, 2006, pp. 2–30.
- 27 E. de Wolf, A. L. Spek, B. W. M. Kuipers, A. P. Philipse, J. D. Meeldijk, P. H. H. Bomans, P. M. Frederik, B.-J. Deelman and G. van Koten, *Tetrahedron*, 2002, **58**, 3911–3922.
- 28 N. E. Leadbeater and M. Marco, *Chem. Rev.*, 2002, **102**, 3217–3274.
- 29 R. Haag, W. Bannwarth, F. Koç, F. Michalek and L. Rumi, *Synthesis*, 2005, 3362–3372.
- 30 P. B. Webb and D. J. Cole Hamilton, *Phosphorus(III) Ligands in Homogeneous Catalysis: Design and Synthesis*, John Wiley & Sons, Ltd, 2012, pp. 497–532.
- 31 C. D. Wagner, L. E. Davis, M. V. Zeller, J. A. Taylor, R. H. Raymond and L. H. Gale, *Surf. Interface Anal.*, 1981, **3**, 211–225.
- 32 V. Nieminen, A. Taskinen, M. Hotokka and D. Y. Murzin, *J. Catal.*, 2007, **245**, 228–236.
- 33 E. Toukoniitty, P. Mäki-Arvela, N. Kumar, T. Salmi and D. Y. Murzin, *Catal. Today*, 2003, **79–80**, 189–193.
- 34 C. H. Campos, C. C. Torres, A. B. Dongil, D. Ruiz, J. L. G. Fierro and P. Reyes, *Catal. Today*, 2014, **235**, 226–236.
- 35 S. Sahoo, H. Lundberg, M. Edén, N. Ahlsten, W. Wan, X. Zou and B. Martín-Matute, *ChemCatChem*, 2012, **4**, 243–250.
- 36 K. J. Stanger, J. W. Wiench, M. Pruski and R. J. Angelici, *J. Mol. Catal. A: Chem.*, 2003, **195**, 63–82.
- 37 C. R. Hilliard, N. Bhuvanesh, J. A. Gladysz and J. Blumel, *Dalton Trans.*, 2012, **41**, 1742–1754.
- 38 M. C. Román-Martínez, J. A. Díaz-Auñón, C. Salinas-Martínez de Lecea and H. Alper, *J. Mol. Catal. A: Chem.*, 2004, **213**, 177–182.
- 39 C. M. Standfest-Hauser, T. Lummerstorfer, R. Schmid, H. Hoffmann, K. Kirchner, M. Puchberger, A. M. Trzeciak, E. Mieczynska, W. Tylus and J. J. Ziolkowski, *J. Mol. Catal. A: Chem.*, 2004, **210**, 179–187.
- 40 L. J. Lemus-Yegres, M. C. Román-Martínez, I. Such-Basáñez and C. Salinas-Martínez de Lecea, *Microporous Mesoporous Mater.*, 2008, **109**, 305–316.
- 41 M. Pérez-Cadenas, L. J. Lemus-Yegres, M. C. Román-Martínez and C. Salinas-Martínez de Lecea, *Appl. Catal., A*, 2011, **402**, 132–138.
- 42 D. Dehe, L. Wang, M. K. Müller, G. Dörr, Z. Zhou, R. N. Klupp-Taylor, Y. Sun, S. Ernst, M. Hartmann, M. Bauer and W. R. Thiel, *ChemCatChem*, 2015, **7**, 127–136.
- 43 R. Yerushalmi, J. C. Ho, Z. Fan and A. Javey, *Angew. Chem., Int. Ed.*, 2008, **47**, 4440–4442.
- 44 K. J. Stanger, Y. Tang, J. Anderegg and R. J. Angelici, *J. Mol. Catal. A: Chem.*, 2003, **202**, 147–161.
- 45 A. Crosman and W. F. Hoelderich, *Catal. Today*, 2007, **121**, 130–139.
- 46 P. Kleman and A. Pizzano, *Tetrahedron Lett.*, 2015, **56**, 6944–6963.
- 47 R. Sayah, M. Le Floch, E. Framery and V. Dufaud, *J. Mol. Catal. A: Chem.*, 2010, **315**, 51–59.



- 48 H.-Y. Jiang and X.-X. Zheng, *Appl. Catal., A*, 2015, **499**, 118–123.
- 49 J. L. Castelbou, P. Blondeau, C. Claver and C. Godard, *RSC Adv.*, 2015, **5**, 97036–97043.
- 50 C. Hansch, A. Leo and R. W. Taft, *Chem. Rev.*, 1991, **91**, 165–195.
- 51 J. Halpern, *Inorg. Chim. Acta*, 1981, **50**, 11–19.

