

Cite this: *New J. Chem.*, 2017, 41, 6981Received 14th May 2017,  
Accepted 27th June 2017

DOI: 10.1039/c7nj01666b

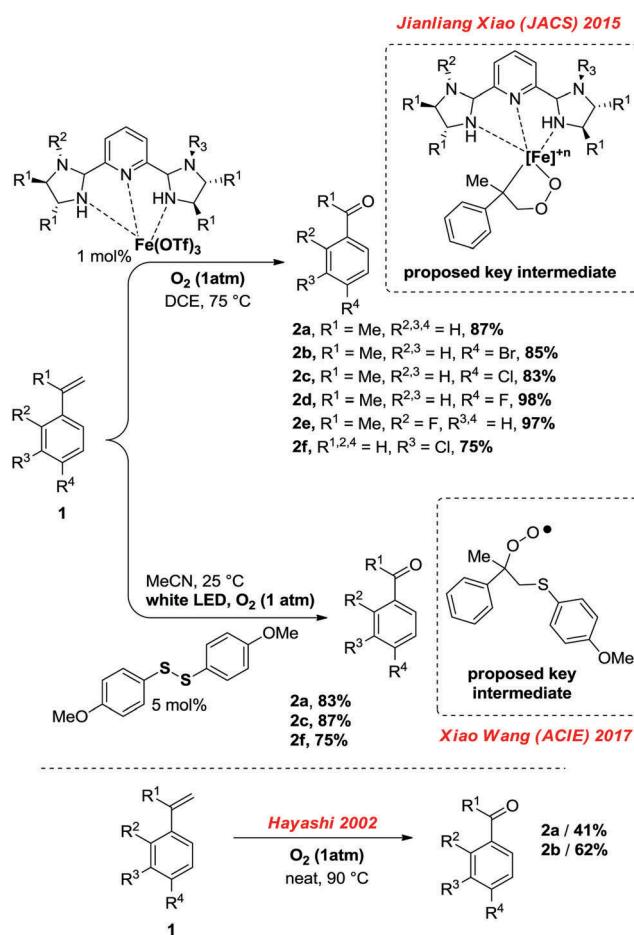
rsc.li/njc

# The cumene/O<sub>2</sub> system: a very simple tool for the radical chain oxidation of some functional groups†‡

A. Malekafzali,<sup>ab</sup> K. Malinovska<sup>a</sup> and F. W. Patureau  <sup>\*</sup>

Due to the relative stability of the cumyl radical, cumenes and  $\alpha$ -methyl-styrenes are ideally structured to directly harvest the oxidizing reactivity of O<sub>2</sub> and initiate radical chain reactions in catalyst-free conditions. In the absence of additional substrates, these processes can lead to acetophenones. In the presence of substrates, the cumene oxidation process can be intercepted in various chain reactions, affording very simple protocols for functional group oxidation.

Phenones are traditionally prepared by ozonolysis (C=C bond cleaving oxidation of styrenes with O<sub>3</sub>),<sup>1</sup> metal catalysed oxidation of styrenes with O<sub>2</sub>, such as in the Wacker process,<sup>2</sup> or simply by oxidation of their alkyl benzene precursors, to name only a few methods.<sup>3</sup> The chemistry of phenones, their preparation but also their very rich and versatile reactivity has been at the heart of organic synthesis for well over a century. Recently, Jianliang Xiao reported a C=C bond cleaving oxidation of styrenes towards the corresponding phenones while using an iron(III)-triflate catalyst bearing a tridentate amine ligand, with O<sub>2</sub> as the terminal oxidant (Scheme 1).<sup>4</sup> More recently, Xiao Wang reported an analogous protocol utilizing an aromatic disulfide organocatalyst under white LED, also under 1 atm of O<sub>2</sub>.<sup>5</sup> The latter methods afford the corresponding phenones in good yields at mild temperatures (as low as 25 °C, Scheme 1). However to what extent exactly does one need a catalyst for this reaction to occur? While the activation of molecular O<sub>2</sub> can be troublesome in mild reaction conditions without a catalyst, some early work conducted by Hayashi in 2002 did document the neat transformation of  $\alpha$ -methyl-styrenes into acetophenones with O<sub>2</sub> as the sole reagent.<sup>6</sup>



**Scheme 1** Oxygenolysis of ( $\alpha$ -methyl)-styrenes according to recent reports of Xiao (top),<sup>4</sup> Wang (middle),<sup>5</sup> selected examples, in comparison to the catalyst-free method of Hayashi (beneath).<sup>6</sup>

Beyond Hayashi's catalyst free method for  $\alpha$ -methyl-styrenes,<sup>6</sup> it seemed clear that based on the known chemistry of cumyl-hydroperoxide, pure cumene should also be a competent substrate in this reaction. This assumption is moreover supported

<sup>a</sup> FB Chemie, Technische Universität Kaiserslautern, Erwin-Schrödinger Str. 52, 67663 Kaiserslautern, Germany. E-mail: patureau@chemie.uni-kl.de; Web: <http://www.chemie.uni-kl.de/patureau>

<sup>b</sup> Chemistry Department, Tarbiat Modares University, Jalale-Ale-Ahmad Highway, 14117-13116 Tehran, Iran

† All the work presented here was conducted in Kaiserslautern.

‡ Electronic supplementary information (ESI) available: Experimental procedures and analytical data. See DOI: 10.1039/c7nj01666b



by the decades-old decomposition of cumyl-hydroperoxide, which is known to yield acetophenone.<sup>7</sup> It thus occurred to us that cumene,<sup>8</sup> a precursor to  $\alpha$ -methyl-styrene, would probably display a similar reactivity than Hayashi's oxygenolysis with O<sub>2</sub>, in completely additive free conditions.<sup>9</sup> We thus conducted an initial reactivity and mechanistic survey, summarized in Table 1.

The following reaction conditions were eventually selected: cumene, 14 mmol, is placed in an 85 mL glass reactor, which is then flushed with O<sub>2</sub> for approximately 1 minute, and then sealed and heated up for 24 h at 190 °C. When cumene is submitted to those conditions, one molecule of O<sub>2</sub> produces approximately one molecule of acetophenone. The reaction is still operational at 150 °C but conversion is then lower (1.62 mmol, Table 1, entry 1). By increasing reaction temperature, dehydration of the dimethyl-phenyl-carbinol byproduct increases also, yielding the corresponding  $\alpha$ -methyl styrene which can then re-engage itself in an oxidation event with O<sub>2</sub> to produce the desired acetophenone. As opposed to the Xiao<sup>4</sup> and Wang<sup>5</sup> systems, in which the position of the olefin starting material is already defined in the substrate, starting directly from unsymmetrical alkyl-benzene precursors can offer

competing C–C bond cleaving pathways. Interestingly, utilizing 2-phenyl-butane instead of cumene is more effective at 150 °C than cumene, with a yield of acetophenone of 3.20 mmol (entry 2). Notably, C–C bond cleavage occurs with a very large preference on the side of the longer alkyl chain, as the acetophenone product largely exceeds the propiophenone product by a ratio of 96:4 (entry 2). This suggests the intermediacy of the corresponding styrene as a significant intermediate, similarly to the Xiao,<sup>4</sup> Wang<sup>5</sup> and Hayashi<sup>6</sup> systems, the internal alkene being largely favored over the external one in the case of an *in situ* dehydrogenative event. This is confirmed by entry 3, in which neat  $\alpha$ -methylstyrene is also converted to acetophenone (3.25 mmol).<sup>9</sup> We also tried to run the reaction under air at cumene's boiling point. Only 2.6% of the cumene converted to acetophenone in those open-flask conditions. With those initial conditions in hand, we then evaluated the effects of some simple electron donating and withdrawing substitution patterns (Table 1). We found that strongly withdrawing groups (R<sup>4</sup> = Ac, 2j), make the cumenes unreactive, likely by preventing the first oxidation step: the cumyl H-atom abstraction. For halides, methoxy, and phenyl functional groups, the tolerance is generally acceptable. A mechanism is proposed in Scheme 2 consisting in a stepwise radical<sup>10</sup> dehydrogenation, producing  $\alpha$ -methyl-styrene which would then be further oxidized with O<sub>2</sub>

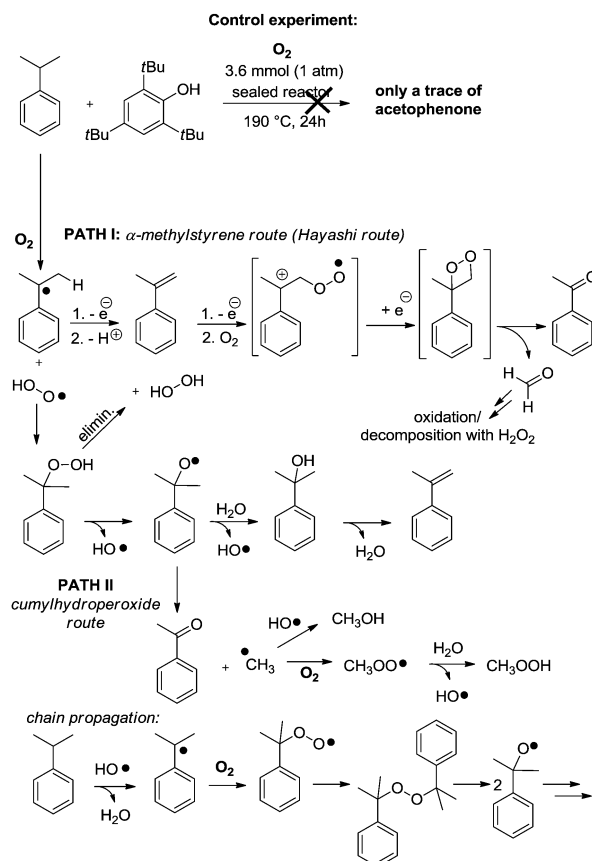
**Table 1** Initial screening overview in 85 mL sealed reactors, with 1 atm of O<sub>2</sub> (3.5 mmol  $\pm$  0.2 mmol), yields in (mmol) determined by <sup>1</sup>H NMR integration, internal standard: 1,1,2,2-tetrachloroethane

Entry	Substrate (mmol)	Temp. (°C)	Products detected after 24h, determined by NMR integration in CDCl <sub>3</sub> (mmol)
1	9	150	1.62, 2.90
2	9	150	3.20 (96:4), 0.13, 1.20, 0.86, 0.27
3	9	150	3.25, 0.22
4	14	190	3.55, 1.75, 0.28, 1.82

**Functional group tolerance**

**2a**, R<sup>1</sup> = Me, R<sup>2,3,4</sup> = H, **99%**  
**2b**, R<sup>1</sup> = Me, R<sup>2,3</sup> = H, R<sup>4</sup> = Br, **99%**  
**2e**, R<sup>1</sup> = Me, R<sup>2</sup> = F, R<sup>3,4</sup> = H, **36%**<sup>a</sup>  
**2g**, R<sup>1</sup> = Me, R<sup>2,3</sup> = H, R<sup>4</sup> = OMe, **73%**  
**2h**, R<sup>1</sup> = Me, R<sup>2,3</sup> = H, R<sup>4</sup> = Ph, **74%**  
**2i**, R<sup>1</sup> = Me, R<sup>2</sup> = Br, R<sup>3,4</sup> = H, **34%**  
**2j**, R<sup>1</sup> = Me, R<sup>2,3</sup> = H, R<sup>4</sup> = Ac, **0%**  
 (<sup>a</sup> Reaction at 150 °C)



**Scheme 2** Possible chain propagation mechanisms taking into account the observed by-products of Table 1, PATH I through  $\alpha$ -methyl-styrene, notably proposed by Hayashi,<sup>6</sup> and PATH II through the cumyl-hydroperoxide route, notably documented by Di Somma.<sup>7</sup>



in a Hayashi-like mechanism.<sup>6</sup> Alternatively, a classical cumyl-hydroperoxide route can be considered, as documented notably by Di Somma,<sup>7</sup> which is also reasonable in view of some of the byproducts observed in Table 1. In any case, 2 mmol of 2,4,6-*tert*-butylphenol added to the reactor as a radical inhibitor suppresses acetophenone formation (Scheme 2). This result thus confirms the radical chain character of this transformation. Because cumene is so readily oxidized by O<sub>2</sub>, it may potentially be a good solvent to carry out simple functional group oxidation and/or oxidative coupling reactions through radical chain oxidations. In two recent cross-dehydrogenative coupling methods, the cumene/O<sub>2</sub> couple was utilized as an enabling (re-)oxidizing strategy (Scheme 3). One method relies on a Ru/Cu catalysed C–H/N–H bond activation system,<sup>11</sup> while the other method is entirely additive-free.<sup>8</sup> The cumene/O<sub>2</sub> system notably enables the direct and additive-free cross dehydrogenative C–N coupling of

phenols with phenothiazines in excellent yields, a reaction which we previously reported.<sup>8</sup> A similar system also allows the C–S cross dehydrogenative coupling between phenols and thiophenols, although with moderate yields (product **8a**, 44%).<sup>12</sup> We thus wondered whether the cumene/O<sub>2</sub> system would also be competent for simple functional group oxidation. We therefore considered the oxidation of a series of organic substrates under those conditions. For example, benzhydrol **9** yields benzophenone (entry **14**, 97% isolated yield). Diphenylmethane **10** also yields benzophenone (entry **15**, 88%), while xanthene (**11**) and fluorene (**12**) produce xanthone **16** and fluorenone **17** with 93% and 74% yield respectively. Finally 1,2-diphenylhydrazine (**13**) yields azobenzene **18** (93%). All were efficiently transformed while simply being heated up in cumene under 1 atm of O<sub>2</sub> at 150 °C, without any further additive. These trivial oxidation processes are among the most studied reactions in the literature.<sup>13–16</sup> However the vast majority of these oxidative methods rely on metal additives, sometimes also on externally added oxidants, which arguably makes our method an interesting alternative.

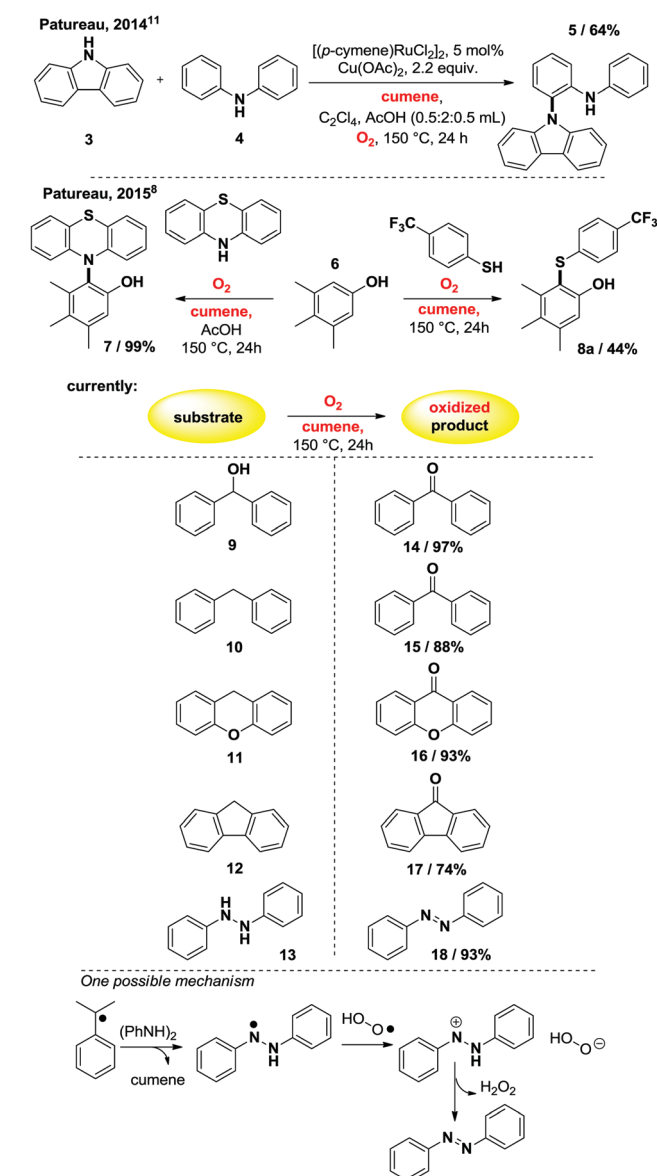
In conclusion, the oxidative C–C bond cleaving oxidation of cumenes or  $\alpha$ -methyl-styrenes with O<sub>2</sub> towards the corresponding phenones can proceed efficiently without a catalyst. These typically require significantly higher temperatures however than under catalytic conditions.<sup>17</sup> Importantly, the O<sub>2</sub> mediated oxidation of cumene can be intercepted in the frame of cross dehydrogenative couplings, or the simple oxidation of diverse functional groups. Clearly, cumene and its congeners are well suited for the organic activation of O<sub>2</sub> towards oxidative applications.

## Acknowledgements

The research of FWP is generously supported by the DFG-funded transregional collaborative research center SFB/TRR 88 “Cooperative effects in homo and heterometallic complexes” (<http://3MET.de>), DFG funded project PA 2395/2-1, COST Action CA15106 (CHAOS), and since March 2017: by ERC project 716136: “2O2ACTIVATION”. A. M. also acknowledges a fellowship from the Iranian ministry of science, research and technology. Mr Alexander Jones is acknowledged for teaching the laboratory techniques to K. M.

## Notes and references

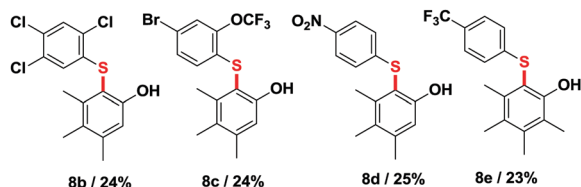
- 1 A selection: (a) R. W. Murray, *Acc. Chem. Res.*, 1968, **1**, 313; (b) R. Criegee, *Angew. Chem., Int. Ed. Engl.*, 1975, **14**, 745 (*Angew. Chem.*, 1975, **87**, 765); (c) R. L. Kuczkowski, *Chem. Soc. Rev.*, 1992, **21**, 79; (d) S. G. Van Ornum, R. M. Champeau and R. Pariza, *Chem. Rev.*, 2006, **106**, 2990.
- 2 A selection: (a) T. Punniyamurthy, S. Velusamy and J. Iqbal, *Chem. Rev.*, 2005, **105**, 232; (b) C. N. Cornell and M. S. Sigman, *Inorg. Chem.*, 2007, **46**, 1903; (c) J. A. Keith and P. M. Henry, *Angew. Chem., Int. Ed.*, 2009, **48**, 9038; (d) J. J. Dong, W. R. Browne and B. L. Feringa, *Angew. Chem. Int. Ed.*, 2015, **54**, 734.



Scheme 3 Cumene/O<sub>2</sub> as a simple oxidizing method, isolated yields.



- 3 Selected references: (a) K. Suga, K. Ohkubo and S. Fukuzumi, *J. Phys. Chem. A*, 2003, **107**, 4339; (b) A. Rajagopalan, M. Lara and W. Kroutil, *Adv. Synth. Catal.*, 2013, **355**, 3321; (c) A. Rubinstein, P. Jimenez-Lozano, J. J. Carbo, J. M. Poblet and R. Neumann, *J. Am. Chem. Soc.*, 2014, **136**, 10941; (d) J.-P. Wan, Y. Gao and L. Wei, *Chem. – Asian J.*, 2016, **11**, 2092.
- 4 A. Gonzalez-de-Castro and J. Xiao, *J. Am. Chem. Soc.*, 2015, **137**, 8206.
- 5 (a) Y. Deng, X.-J. Wei, H. Wang, Y. Sun, T. Noël and X. Wang, *Angew. Chem., Int. Ed.*, 2017, **56**, 832, see also; (b) X. Baucherel, J. Uziel and S. Jugé, *J. Org. Chem.*, 2001, **66**, 4504.
- 6 See also: (a) Y. Hayashi, M. Takeda, Y. Miyamoto and M. Shoji, *Chem. Lett.*, 2002, 414; (b) R. Lin, F. Chen and N. Jiao, *Org. Lett.*, 2012, **14**, 4158.
- 7 A selection: (a) M. S. Kharasch, A. Fono and W. Nudenberg, *J. Org. Chem.*, 1951, **16**, 113; (b) A. Baignee, J. A. Howard, J. C. Scaiano and L. C. Stewart, *J. Am. Chem. Soc.*, 1983, **105**, 6120; (c) I. Di Somma, R. Andreozzi, M. Canterino and V. Caprio, *AIChE J.*, 2008, **54**, 1579; (d) I. Di Somma, R. Marotta, R. Andreozzi and V. Caprio, *Process Saf. Environ. Prot.*, 2013, **91**, 262; (e) Y.-S. Duh, *Thermochim. Acta*, 2016, **637**, 102.
- 8 (a) M.-L. Louillat-Habermeyer, R. Jin and F. W. Patureau, *Angew. Chem., Int. Ed.*, 2015, **54**, 4102, see also: (b) Y. Zhao, B. Huang, C. Yang and W. Xia, *Org. Lett.*, 2016, **18**, 3326.
- 9 Cumene is a better starting material than neat  $\alpha$ -methylstyrene. In the latter case, a white precipitate also appears, presumably oligomeric by-products.
- 10 A recent review on radical mechanisms: A. Studer and D. P. Curran, *Angew. Chem., Int. Ed.*, 2016, **55**, 58.
- 11 M.-L. Louillat, A. Biafora, F. Legros and F. W. Patureau, *Angew. Chem., Int. Ed.*, 2014, **53**, 3505.
- 12 See ESI† for details. Other examples, with unfortunately lower yields.



- 13 For the oxidation of 9, 10, 11, and 12, see these selected recent methods: (a) H. Wang, Z. Wang, H. Huang, J. Tan and K. Xu, *Org. Lett.*, 2016, **18**, 5680; (b) F. Rusch, J.-C. Schober and M. Brasholz, *ChemCatChem*, 2016, **8**, 2881; (c) A. Alanthadka, E. S. Devi, S. Nagarajan, V. Sridharan, A. Suvitha and C. U. Maheswari, *Eur. J. Org. Chem.*, 2016, 4872; (d) G. Pandey, R. Laha and D. Singh, *J. Org. Chem.*, 2016, **81**, 7161; (e) B. Majumdar, T. Bhattacharya and T. K. Sarma, *ChemCatChem*, 2016, **8**, 1825; (f) R. Xie, G. Fan, L. Yang and F. Li, *ChemCatChem*, 2016, **8**, 363; (g) Z. Ma, H. Zhang, Z. Yang, G. Ji, B. Yu, X. Liu and Z. Liu, *Green Chem.*, 2016, **18**, 1976; (h) M. Zarghani and B. Akhlaghinia, *RSC Adv.*, 2016, **6**, 38592; (i) S. Verma, R. B. N. Baig, M. N. Nadagouda and R. S. Varma, *ACS*

- Sustainable Chem. Eng.*, 2016, **4**, 2333; (j) S. Yang, L. Peng, P. Huang, X. Wang, Y. Sun, Ch. Cao and W. Song, *Angew. Chem., Int. Ed.*, 2016, **55**, 4016; (k) A. Al-hunaiti, M. Raisanen and T. Repo, *Chem. Commun.*, 2016, **52**, 2043; (l) C. Miao, H. Zhao, Q. Zhao, C. Xiaa and W. Sun, *Catal. Sci. Technol.*, 2016, **6**, 1378; (m) Y. Kuwahara, Y. Yoshimura and H. Yamashita, *Catal. Sci. Technol.*, 2016, **6**, 442; (n) T. Uematsu, Y. Miyamoto, Y. Ogasawara, K. Suzuki, K. Yamaguchi and N. Mizuno, *Catal. Sci. Technol.*, 2016, **6**, 222; (o) A. Shaabani, Z. Hezarkhani and E. Badali, *RSC Adv.*, 2015, **5**, 61759; (p) Y. Chen, X. Feng, X. Huang, Z. Lin, X. Pei, S. Li, J. Li, S. Wang, R. Li and B. Wang, *Chem. Eur. J.*, 2015, **21**, 13894; (q) R. Chebolu, A. Bahuguna, R. Sharma, V. K. Mishra and P. C. Ravikumar, *Chem. Commun.*, 2015, **51**, 15438; (r) H. Yi, C. Bian, X. Hu, L. Niu and A. Lei, *Chem. Commun.*, 2015, **51**, 14046; (s) O. Martínez-Ferraté, G. J. P. Britovsek, C. Claver and P. W. N. M. van Leeuwen, *Inorg. Chim. Acta*, 2015, **431**, 156; (t) S. K. Pahari, P. Pal, A. Sinhamahapatra, A. Saha, C. Santra, S. C. Ghosh, B. Chowdhury and A. B. Panda, *RSC Adv.*, 2015, **5**, 45144; (u) S. K. Pahari, P. Pal, D. N. Srivastava, S. Ch. Ghosh and A. B. Panda, *Chem. Commun.*, 2015, **51**, 10322; (v) G. Urgoitia, R. SanMartin, M. T. Herrero and E. Dominguez, *Chem. Commun.*, 2015, **51**, 4799; (w) B. Muehldorf and R. Wolf, *Chem. Commun.*, 2015, **51**, 8425; (x) F. Napoly, R. Kieffer, L. Jean-Gérard, C. Goux-Henry, M. Draye and B. Andrioletti, *Tetrahedron Lett.*, 2015, **56**, 2517; (y) Y. Wang, Y. Kuang and Y. Wang, *Chem. Commun.*, 2015, **51**, 5852; (z) J.-K. Li, X.-Q. Huang, S. Yang, H.-W. Ma, Y.-N. Chi and C.-W. Hu, *Inorg. Chem.*, 2015, **54**, 1454.
- 14 Selected recent methods for the oxidation of hydrazines: (a) L. Wang, A. Ishida, Y. Hashidoko and M. Hashimoto, *Angew. Chem., Int. Ed.*, 2017, **56**, 870; (b) M. Lin, Z. Wang, H. Fang, L. Liu, H. Yin, C.-H. Yan and X. Fu, *RSC Adv.*, 2016, **6**, 10861; (c) B. Dutta, S. Biswas, V. Sharma, N. O. Savage, S. P. Alpay and S. L. Suib, *Angew. Chem. Int. Ed.*, 2016, **55**, 2171; (d) S. Singh, P. Chauhan, M. Ravi, I. Taneja, Wahajuddinb and P. P. Yadav, *RSC Adv.*, 2015, **5**, 61876; (e) S. Donck, E. Gravel, A. Li, P. Prakash, N. Shah, J. Leroy, H. Li, I. N. N. Namboothiri and E. Doris, *Catal. Sci. Technol.*, 2015, **5**, 4542; (f) T. Hashimoto, D. Hirose and T. Taniguchia, *Adv. Synth. Catal.*, 2015, 357, 3346; (g) K. Monir, M. Ghosh, S. Mishra, A. Majee and A. Hajra, *Eur. J. Org. Chem.*, 2014, 1096; (h) S. Okumura, C.-H. Lin, Y. Takeda and S. Minakata, *J. Org. Chem.*, 2013, **78**, 12090; (i) W. Gao, Z. He, Y. Qian, J. Zhao and Y. Huang, *Chem. Sci.*, 2012, **3**, 883.
- 15 For other selected related systems, see: (a) M. Mitra, H. Nimir, S. Demeshko, S. S. Bhat, S. O. Malinkin, M. Haukka, J. Lloret-Fillol, G. C. Lisensky, F. Meyer, A. A. Shteinman, W. R. Browne, D. A. Hrovat, M. G. Richmond, M. Costas and E. Nordlander, *Inorg. Chem.*, 2015, **54**, 7152; (b) C. Jin, L. Zhang and W. Su, *Synlett*, 2011, 1435; (c) B. Xu, E. M. Hartigan, G. Feula, Z. Huang, J.-P. Lumb and B. A. Arndtsen, *Angew. Chem., Int. Ed.*, 2016, **55**, 15802.
- 16 See also: (a) G. Franz and J. H. Sheldon, *Oxidation, in Ullmann's Encyclopedia of Industrial Chemistry*, Wiley-VCH, Weinheim, 2000; (b) C. Aellig, D. Scholz and I. Hermans, *ChemSusChem*, 2012, **5**, 1732; (c) I. Hermans, E. S. Spier,



U. Neuenschwander, N. Turra and A. Baiker, *Top. Catal.*, 2009, **52**, 1162.

- 17 Proper safety precautions should be utilized for these reactions, suitable protective shields, *etc.* Upscaling in batch conditions is not advised. In the acetophenone process (Table 1), utilizing O<sub>2</sub> as limiting reagent is designed at making the reaction safer for the operator. This approach has the merit of avoiding cumyl-hydroperoxide isolation, as it is usually done otherwise, potentially leading to

explosions.<sup>7</sup> The amount of O<sub>2</sub> is calculated utilizing the gas equation  $PV = Z \cdot n \cdot R \cdot T$  in which Z, the compressibility factor, is approximated to 1 for O<sub>2</sub> gas at 20 °C and atmospheric pressure. In those conditions, which prevail when the reactor is filled and closed, 85 mL of O<sub>2</sub> gas represents approximately 3.5 mmol of O<sub>2</sub>,  $\pm 0.2$  mmol estimated precision because of small differences in the handmade glass reactors, small variations of room temperature, and accuracy of the O<sub>2</sub>-flushing technique.

