

Dalton Transactions

An international journal of inorganic chemistry

rsc.li/dalton



ISSN 1477-9226



ROYAL SOCIETY
OF CHEMISTRY

COMMUNICATION
Janusz Lewiński *et al.*

From ethylzinc guanidinate to $[Zn_{10}O_4]$ -supertetrahedron

Cite this: *Dalton Trans.*, 2017, **46**, 12404Received 3rd May 2017,
Accepted 14th June 2017

DOI: 10.1039/c7dt01619k

rsc.li/dalton

From ethylzinc guanidinate to
[Zn₁₀O₄]-supertetrahedron†Michał K. Leszczyński,^a Iwona Justyniak,^a Karolina Zelga^b and Janusz Lewiński^{id} *^{a,b}

The controlled hydrolysis of an ethylzinc guanidinate complex affording an alkylzinc cluster containing a [Zn₁₀O₄]¹²⁺ supertetrahedron core stabilized by the guanidinate ligands is described. Accompanying investigations on the reactivity of this unprecedented cluster toward alcohols resulted in the formation of a mononuclear zinc alkoxide supported by the guanidinate ligands.

High nuclearity binary metal chalcogenide clusters are often regarded as boundary species between semiconductor nanomaterials and molecular compounds.¹ These clusters incorporate ordered internal substructures of metal chalcogenides, and, unlike most nanocrystalline particles, can be prepared with atomic precision, which makes them excellent model compounds for the investigation of quantum confinement effects of semiconductors.² One of the prevailing structural motifs of the metal chalcogenide clusters involves corner-sharing combination of tetrahedral M₄X or MX₄ (where most commonly M = Zn, Cd, In, Ga and X = S, Se, Te) units leading to the formation of supertetrahedral core structures (Fig. 1) stabilised by a variety of organic ligands.³ Moreover, the supertetrahedral clusters can be further assembled into extended periodic structures by the formation of direct covalent bonds⁴ (similarly to zeolites) or by the use of organic linkers⁵ (similarly to metal–organic frameworks) as well as by non-covalent interactions.⁶ The resulting superstructures involving clusters of uniform size can be applied as sensors and size- or shape-selective photocatalysts due to their well-defined crystalline porous structures.^{4,7} Similar cluster species incorporating μ₄-O anions are often called polyoxometalates (POMs) and form a broad variety of structures (not only supertetrahedra) involving a range of metal centres.⁸

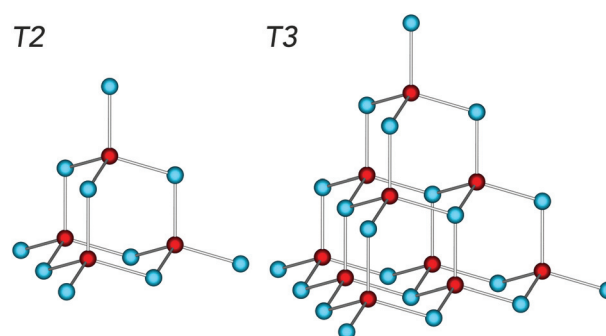


Fig. 1 Representation of two basic supertetrahedral clusters.

Despite the continual interest in ZnO-based nanomaterials, due to their intrinsic physicochemical properties which make them applicable to a broad range of top technologies, the chemistry of ZnO-based molecular clusters is still a relatively unexplored area.^{9,10} Since 1924, when the first tetrahedral [Zn₄(μ₄-O)] cluster coated by acetate ligands was synthesized,¹¹ the structure of which was established in 1954,¹² a large number of [Zn₄O(L)₆]-type molecular clusters stabilized by various organic ligands have been reported.^{9c,10,13} In turn, [Zn₇(μ₄-O)₂]-type units involving two fused [Zn₄(μ₄-O)] tetrahedra or higher aggregates are much less common.^{9c,14} The formation of a [Zn₁₀O₄(OAc)₁₂] cluster incorporating a supertetrahedral [Zn₁₀O₄]¹²⁺ core was also postulated¹⁵ but no example of the anticipated cluster has been isolated and structurally characterised until now.

As a part of our ongoing interest both in new molecular organozinc building blocks of inorganic–organic functional materials^{13g,h,16} and well-defined precursors of organic ligand-coated ZnO nanocrystals,¹⁷ herein we report on the controlled transformation of an ethylzinc guanidinate [EtZn(hpp)]₃ (**1**) (where hpp = deprotonated 1,3,4,6,7,8-hexahydro-2H-pyrimido [1,2-*a*]pyrimidine) leading to the isolation of a decanuclear organozinc aggregate [Et₄Zn₁₀O₄(hpp)₈] (**2**) which is the first well-defined cluster comprising the supertetrahedral [Zn₁₀O₄]¹²⁺ core stabilised by an organic ligand shell. We also

^aInstitute of Physical Chemistry, Polish Academy of Sciences, Kasprzaka 44/52, 01-224 Warsaw, Poland. E-mail: lewin@ch.pw.edu.pl

^bDepartment of Chemistry, Warsaw University of Technology, Noakowskiego 3, 00-664 Warsaw, Poland

† Electronic supplementary information (ESI) available. CCDC 1545171 and 1545172. For ESI and crystallographic data in CIF or other electronic format see DOI: 10.1039/c7dt01619k



endeavored to explore the reactivity of cluster **2** towards 1,1-diphenylethanol ($\text{Ph}_2\text{CH}_2\text{COH}$), which resulted in the formation of a new mononuclear zinc alkoxide $[\text{Zn}(\text{hppH})_2(\text{Ph}_2\text{CH}_2\text{CO})_2]$ (**3**).

As we reported previously,¹⁸ the controlled aeration of **1**₃ leads to the formation of the alkyl(oxo)zinc complex $[\text{EtZn}(\text{hpp})]_4\text{ZnO}$ (**1**₄·ZnO). This complex could also be obtained by the direct hydrolysis of **1**₃ using 0.2 molar equivalents of H_2O .¹⁸ In this vein, we wondered if the controlled hydrolysis of **1**₃ using a higher molar ratio of water to the alkylzinc precursor could lead to the formation of higher oxo aggregates. Accordingly, the hydrolysis of **1** in THF solution using 0.4 molar equivalents of H_2O was investigated, which reproducibly afforded a cluster $[\text{Et}_4\text{Zn}_{10}\text{O}_4(\text{hpp})_8]$ (**2**) (Scheme 1, path 1, for more details see the ESI, Fig. S1†). Compound **2** was characterised spectroscopically and its molecular structure was determined by the single crystal X-ray diffraction study (space group: $P4_2/n$). The molecular structure of **2** comprises a supertetrahedral $[\text{Zn}_{10}\text{O}_4]^{12+}$ core stabilised by eight hpp guanidinate anions coordinated to Zn atoms in μ_2 - and μ_3 -bridging modes, forming a cluster of the S_4 point group symmetry (Fig. 2 and Fig. S3†). The coordination sphere of the four apical zinc atoms in **2** is completed by the ethyl groups. Interestingly, the $[\text{Zn}_{10}\text{O}_4]^{12+}$ core in **2** represents the ABC-type stacking of zinc atoms, which is typical of a metastable ZnO sphalerite phase. The Zn–O distances in the $[\text{Zn}_{10}\text{O}_4]^{12+}$ core are within the range of 1.937(4) Å–1.983(4) Å, which is common for the $[\text{Zn}_4(\mu_4\text{O})]$ -type units,^{9a,b} while Zn–O–Zn angles exhibit significant distortions from the ideal tetrahedral angle, which is probably related to the strain induced by the bridging guanidinate ligands (Table S1†).

According to our recent reports, zinc clusters stabilised by bidentate monoanionic organic ligands (like carboxylates,^{13h} quinolinates,^{16b} or pyrrolyketimines^{13c}) often exhibit a unique propensity to the formation of microporous architectures mediated by non-covalent interaction-driven self-assembly processes. Indeed, the analysis of the crystal structure of **2** (Fig. 3a) revealed that the supertetrahedral clusters self-assemble into a diamondoid lattice with the apical Zn atoms facing each other for neighbouring clusters (Fig. 3b). However, the cavities observed within the crystal structure of **2** are too small for hosting any guest molecules.

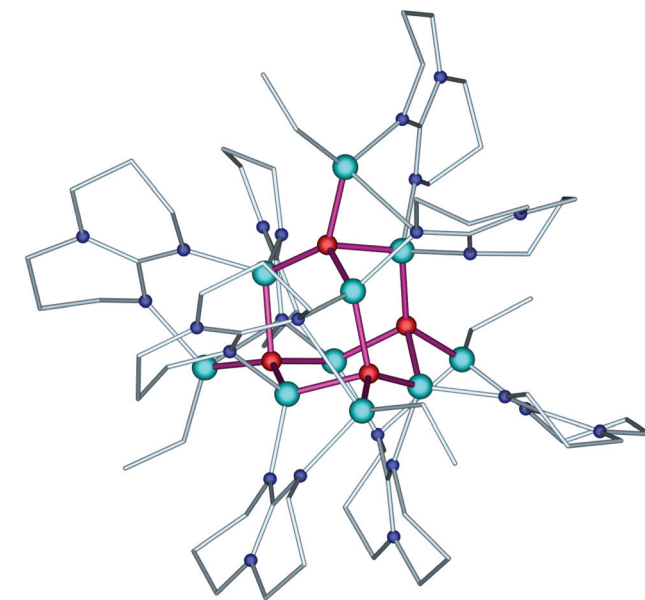
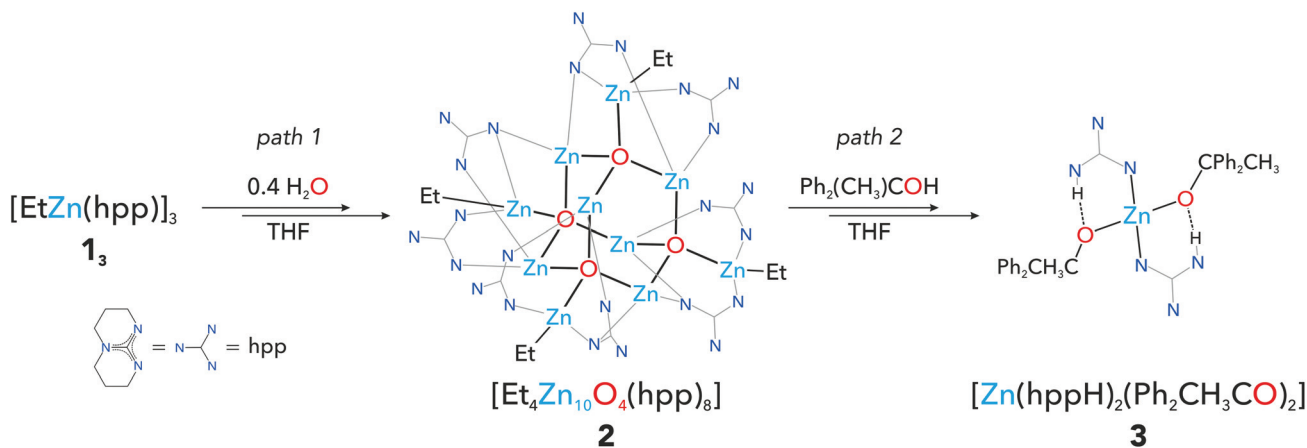


Fig. 2 Molecular structure of **2**. Zn = light blue, O = red, N = blue, C = grey, H atoms are omitted for clarity. Zn–O bonds forming the $[\text{Zn}_{10}\text{O}_4]^{12+}$ core are depicted in purple.

The presence of ethylzinc groups in **2** potentially opens opportunities for post-synthetic modification of this cluster by the use of protic reagents. Inspired by the report of Wheatley demonstrating the modification of a methylzinc guanidinate cluster $[\text{Me}_2\text{Zn}_3(\text{hpp})_4]$ mediated by Me_2BOH with the retention of the cluster core structure,¹⁹ we attempted transformations of **2** aiming at the preparation of new materials based on building blocks incorporating $[\text{Zn}_{10}\text{O}_4]^{12+}$ cores. Therefore

the presence of ethylzinc groups in **2** potentially opens opportunities for post-synthetic modification of this cluster by the use of protic reagents. Inspired by the report of Wheatley demonstrating the modification of a methylzinc guanidinate cluster $[\text{Me}_2\text{Zn}_3(\text{hpp})_4]$ mediated by Me_2BOH with the retention of the cluster core structure,¹⁹ we attempted transformations of **2** aiming at the preparation of new materials based on building blocks incorporating $[\text{Zn}_{10}\text{O}_4]^{12+}$ cores. Therefore



Scheme 1 Synthesis of the $[\text{Zn}_{10}\text{O}_4]$ -supertetrahedral cluster **2** from ethylzinc guanidinate (path 1), and its further reaction with an alcohol leading to **3** (path 2).



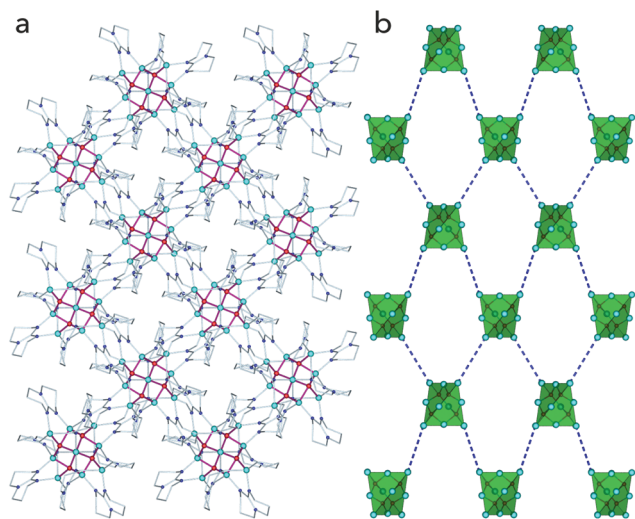


Fig. 3 (a) Crystal packing of clusters **2**; projection along *c*-axis. (b) Topological representation of non-covalent interactions between clusters **2** (depicted as green tetrahedra); projection along *b*-axis.

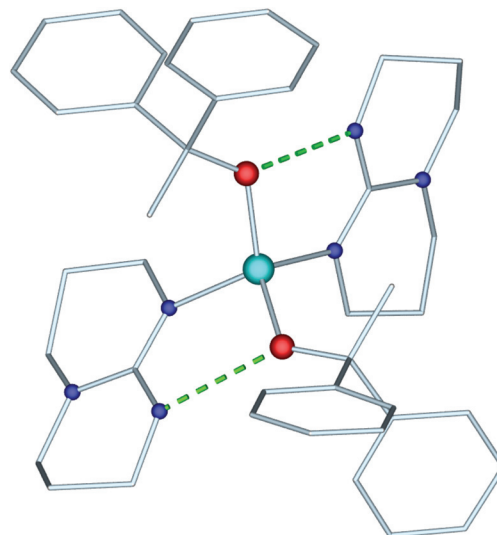


Fig. 4 Molecular structure of **3**. Zn = light blue, O = red, N = blue, C = grey, H atoms are omitted for clarity. NH–O hydrogen bonds have been depicted in green.

in the next step, we performed control reactions of **2** with dimesitylborinic acid (Mes_2BOH) and 1,1-diphenylethanol ($\text{Ph}_2\text{CH}_2\text{COH}$) (for details, see the ESI†) While the reaction involving the borinic acid led to an intractable mixture of products, the use of the alcohol allowed for the isolation of a mononuclear complex $[\text{Zn}(\text{hppH})_2(\text{Ph}_2\text{CH}_2\text{CO})_2]$ (**3**) (Scheme 1, path 2). Thus, in this case the transformation of cluster **2** to the mononuclear complex **3** upon reaction with $\text{Ph}_2\text{CH}_2\text{COH}$ clearly indicated the decomposition of the supertetrahedral $[\text{Zn}_{10}\text{O}_4]^{12+}$ core. Compound **3** was characterised spectroscopically and its molecular structure was determined by X-ray diffraction (space group: *P2/c*) using single crystals grown from the concentrated THF solution. The molecular structure of **3** comprises a single zinc centre exhibiting a tetrahedral coordination sphere of two neutral hppH and two monoanionic $\text{Ph}_2\text{CH}_2\text{CO}$ ligands (Fig. 4 and Fig. S4, Table S2†). In addition, the structure is stabilised by the intramolecular hydrogen bonds between the guanidine NH group and the alkoxide oxygen atoms. Similar structural features have previously been observed for zinc complexes with guanidines and O-donating ligands.^{19,20} Mononuclear zinc alkoxides similar to complex **3** are relatively rare due to their general tendency to aggregate into higher clusters.²¹ Surprisingly, despite several attempts we were not able to obtain complex **3** by the direct reaction of **1** with $\text{Ph}_2\text{CH}_2\text{COH}$, which yielded an amorphous solid (Fig. S2†) upon precipitation (see the ESI† for more details).

In conclusion, we have developed the synthesis of unprecedented supertetrahedral $[\text{Zn}_{10}\text{O}_4]^{12+}$ cluster stabilised by guanidinate ligands by the controlled hydrolysis of the $[\text{RZn}(\text{L})]$ -type precursor. Subsequent investigations exploring its reactivity resulted in the isolation and structure characterisation of a rare mononuclear form of a zinc alkoxide complex stabilised by guanidine ligands. Further studies on the preparation of organic ligand-coated supertetrahedral $[\text{Zn}_{10}\text{O}_4]^{12+}$

clusters²² and their applications as molecular nano-ZnO models and predesigned synthons for MOF preparation using the mechanochemical approach¹⁰ are in progress.

The authors would like to acknowledge financial support from the Ministry of Science and Higher Education of Poland, under the project No. 0152/DIA/2012/41 within the Diamond Grant program as well as the National Science Centre – Grant No. 2014/13/B/ST5/04420.

Notes and references

- (a) J. F. Corrigan, O. Fuhr and D. Fenske, *Adv. Mater.*, 2009, **21**, 1867; (b) B. M. Cossairt and J. S. Owen, *Chem. Mater.*, 2011, **23**, 3114.
- (a) V. N. Soloviev, A. Eichhöfer, D. Fenske and U. Banin, *J. Am. Chem. Soc.*, 2001, **123**, 2354; (b) H. Döllefeld, H. Weller and A. Eychmüller, *J. Phys. Chem. B*, 2002, **106**, 5604; (c) B. M. Cossairt, P. Juhas, S. J. L. Billinge and J. S. Owen, *J. Phys. Chem. Lett.*, 2011, **2**, 3075.
- (a) C.-C. Ou and C.-S. Yang, in *Advanced Topics on Crystal Growth*, InTech, 2013; (b) G. Férey, *Angew. Chem., Int. Ed.*, 2003, **42**, 2576; (c) T. Wu, L. Wang, X. Bu, V. Chau and P. Feng, *J. Am. Chem. Soc.*, 2010, **132**, 10823.
- (a) H. Li, A. Laine, M. O’Keeffe and O. M. Yaghi, *Science*, 1999, **283**, 1145; (b) N. Zheng, X. Bu, B. Wang and P. Feng, *Science*, 2002, **298**, 2366.
- (a) N. Zheng, X. Bu, H. Lu, L. Chen and P. Feng, *J. Am. Chem. Soc.*, 2005, **127**, 14990; (b) N. Zheng, X. Bu, J. Lauda and P. Feng, *Chem. Mater.*, 2006, **18**, 4307.
- (a) N. Zheng, X. Bu, H. Lu, Q. Zhang and P. Feng, *J. Am. Chem. Soc.*, 2005, **127**, 11963; (b) N. Zheng, H. Lu, X. Bu and P. Feng, *J. Am. Chem. Soc.*, 2006, **128**, 4528.
- N. Zheng, X. Bu and P. Feng, *Nature*, 2003, **426**, 428.



- 8 (a) H. N. Miras, L. Vilà-Nadal and L. Cronin, *Chem. Soc. Rev.*, 2014, **43**, 5679; (b) H. N. Miras, J. Yan, D.-L. Long and L. Cronin, *Chem. Soc. Rev.*, 2012, **41**, 7403; (c) D.-L. Long, R. Tsunashima and L. Cronin, *Angew. Chem., Int. Ed.*, 2010, **49**, 1736.
- 9 (a) D. Prochowicz, K. Sokołowski and J. Lewiński, *Coord. Chem. Rev.*, 2014, **270–271**, 112; (b) I. Haiduc, *Coord. Chem. Rev.*, 2017, **338**, 1; (c) S. D. Pike, E. R. White, S. D. Pike, E. R. White, M. S. P. Shaffer and C. K. Williams, *Nat. Commun.*, 2016, **7**, 1.
- 10 For mechanochemical strategy of IRMOF assembly based on pre-designed $[Zn_4O(L)_6]$ -type molecular clusters see: D. Prochowicz, K. Sokołowski, I. Justyniak, A. Kornowicz, D. Fairen-Jimenez, T. Friščić and J. Lewiński, *Chem. Commun.*, 2015, **51**, 4032.
- 11 V. Auger and I. Robin, *Compt. Rend.*, 1924, **178**, 1546.
- 12 H. Koyama and Y. Saito, *Bull. Chem. Soc. Jpn.*, 1954, **27**, 112.
- 13 For selected examples see: (a) A. Belforte, F. Calderazzo, U. Englert and J. Straehle, *Inorg. Chem.*, 1991, **30**, 3778; (b) C. G. Lugmair, T. D. Tilley and A. L. Rheingold, *Chem. Mater.*, 1997, **9**, 339; (c) J. Tao, M. L. Tong, J.-X. Shi, X.-M. Chen and S. W. Ng, *Chem. Commun.*, 2000, **20**, 2043; (d) J. Lewiński, W. Bury, M. Dutkiewicz, M. Maurin, I. Justyniak and J. Lipkowski, *Angew. Chem., Int. Ed.*, 2008, **47**, 573; (e) J. Lewiński, K. Suwała, T. Kaczorowski, M. Gałęzowski, D. T. Gryko, I. Justyniak and J. Lipkowski, *Chem. Commun.*, 2009, **119**, 215; (f) H. Khajavi, J. Gascon, J. M. Schins, L. D. A. Siebbeles and F. Kapteijn, *J. Phys. Chem. C*, 2011, **115**, 12487; (g) W. Bury, I. Justyniak, D. Prochowicz, Z. Wróbel and J. Lewiński, *Chem. Commun.*, 2012, **48**, 7362; (h) W. Bury, I. Justyniak, D. Prochowicz, A. Rola-Noworyta and J. Lewiński, *Inorg. Chem.*, 2012, **51**, 7410.
- 14 (a) R. Boomishankar, P. I. Richards and A. Steiner, *Angew. Chem., Int. Ed.*, 2006, **45**, 4632; (b) P. I. Richards, R. Boomishankar and A. Steiner, *J. Organomet. Chem.*, 2007, **692**, 2773; (c) A. F. Richards, A. Aprile and C. F. Hogan, *Dalton Trans.*, 2012, **41**, 8361.
- 15 L. Spanhel, *J. Sol-Gel Sci. Technol.*, 2006, **39**, 7.
- 16 For selected examples, see: (a) J. Lewiński, M. Dranka, W. Bury, W. Śliwiński, I. Justyniak and J. Lipkowski, *J. Am. Chem. Soc.*, 2007, **129**, 3096; (b) K. Sokołowski, W. Bury, I. Justyniak, D. Fairén-Jiménez, K. Sołtys, D. Prochowicz, S. Yang, M. Schröder and J. Lewiński, *Angew. Chem., Int. Ed.*, 2013, **52**, 13414; (c) A. Grała, M. Wolska-Pietkiewicz, A. Wojewódzka, M. Dabergut, I. Justyniak and J. Lewiński, *Organometallics*, 2015, **34**, 4959; (d) K. Sokołowski, W. Bury, A. Tulewicz, A. M. Cieślak, I. Justyniak, D. Kubicki, E. Krajewska, A. Milet, R. Moszyński and J. Lewiński, *Chem. – Eur. J.*, 2015, **21**, 5496; (e) Z. Wróbel, I. Justyniak, I. Dranka and J. Lewiński, *Dalton Trans.*, 2016, **45**, 7240.
- 17 (a) W. Bury, E. Krajewska, M. Dutkiewicz, K. Sokołowski, I. Justyniak, Z. Kaszukur, K. J. Kurzydłowski, T. Płociński and J. Lewiński, *Chem. Commun.*, 2011, **47**, 5467; (b) K. Sokołowski, I. Justyniak, W. Bury, J. Grzonka, Z. Kaszukur, Ł. Mąkowski, M. Dutkiewicz, A. Lewalska, D. Kubicki, K. Wójcik, K. Kurzydłowski and J. Lewiński, *Chem. – Eur. J.*, 2015, **21**, 5488; (c) P. Krupiński, A. Kornowicz, K. Sokołowski, A. M. Cieślak and J. Lewiński, *Chem. – Eur. J.*, 2016, **22**, 7817; (d) A. Grała, M. Wolska-Pietkiewicz, W. Danowski, Z. Wróbel, J. Grzonka and J. Lewiński, *Chem. Commun.*, 2016, **52**, 7340.
- 18 K. Zelga, M. Leszczyński, I. Justyniak, A. Kornowicz, M. Cabaj, A. E. H. Wheatley and J. Lewiński, *Dalton Trans.*, 2012, **41**, 5934.
- 19 S. J. Birch, S. R. Boss, S. C. Cole, M. P. Coles, R. Haigh, P. B. Hitchcock and A. E. H. Wheatley, *Dalton Trans.*, 2004, 3568.
- 20 M. P. Coles and P. B. Hitchcock, *Eur. J. Inorg. Chem.*, 2004, 2662.
- 21 T. O. Petersen, S. Weigel, D. Kratzert, A. Fischer and I. Krossing, *ChemistrySelect*, 2017, **2**, 265.
- 22 Remarkably, the $[Zn_{10}O_4]$ -supertetrahedron core might be considered as a basic structural motif for a fractal-type arrangement, see: J. He, J.-X. Zhang, C.-K. Tsang, Z. Xu, Y.-G. Yin, D. Li and S.-W. Ng, *Inorg. Chem.*, 2008, **47**, 7948.

