



Cite this: *Chem. Soc. Rev.*, 2017, 46, 7145

Received 8th August 2017

DOI: 10.1039/c7cs00496f

rsc.li/chem-soc-rev

Ruthenium-catalysed σ -activation for remote *meta*-selective C–H functionalisation

Jamie A. Leitch and Christopher G. Frost *

The search for selective C–H functionalisation has enabled some of the most elegant techniques in modern catalysis. Herein, we review the rapidly expanding field of ruthenium catalysed σ -activation as a tool in the selective *meta*-C–H functionalisation of arenes.

Key learning points

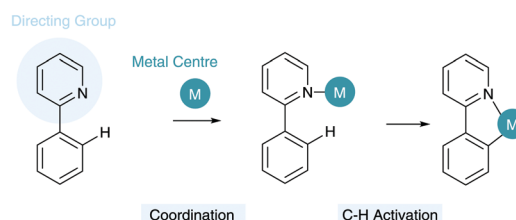
1. Introduction to key challenges in C–H activation.
2. Ruthenium-catalysed *meta*-selective functionalisation achieved by *ortho*-cyclometalation activating remote positions.
3. Remote functionalisation often enabled by radical coupling partners.
4. Examination of the inception and key first findings in a bustling new field in C–H activation.

1 Introduction

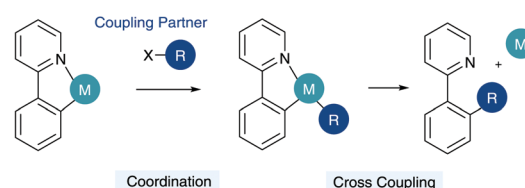
The ability to transform inert C–H bonds into reactive functional groups has come to the forefront of modern synthetic developments in recent years. A range of elegant methods have been developed using a multitude of transition metal catalysts to enable the formation of a variety of C–X and C–C bonds.^{1,2} One of the major assets of C–H functionalisation is in the potential it holds for late stage functionalisation of bioactive structures in *inter alia* drug discovery.³

The major challenge in C–H functionalisation is the ubiquity and similarity of many C–H bonds in a complex organic molecule *vis-à-vis* steric and electronic influences. To this end, the utilisation of a Lewis basic directing group has become commonplace in the C–H activation toolbox. Here a directing group (DG) coordinates a metal centre, which then facilitates C–H activation selectively in the *ortho* position to the directing group (Scheme 1a). This reduces the thermodynamic cost of C–H activation and enables the specific activation of certain C–H bonds and, most importantly, with predictability. This cyclometalated species can subsequently enable coordination of a coupling partner and reductive elimination to give the C–H functionalised product and regenerate the metal centre (Scheme 1b).

(a) Directed C–H Activation



(b) C–H Functionalisation

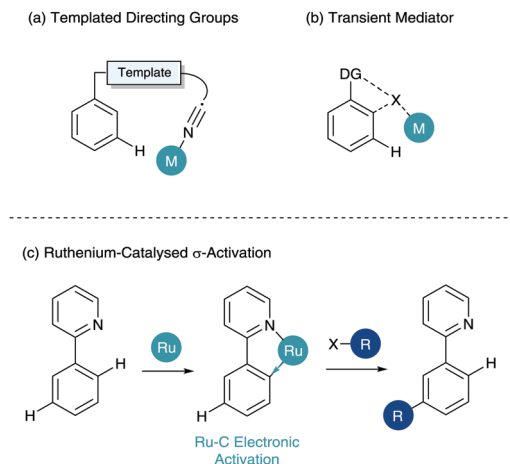


Scheme 1 Directed C–H functionalisation methodology.

This has led to an influx of catalytic systems utilising a plethora of different Lewis basic directing groups, covered in depth in a recent review by Liu and Zhang.⁴ However, in order to access more remote C–H bonds in an arene (*meta* and *para*-selective C–H functionalisation)^{5,6} specialised techniques have been developed.^{7,8} In the arena of *meta*-selective C–H

Department of Chemistry, University of Bath, Claverton Down, Somerset, BA2 7AY, UK. E-mail: c.g.frost@bath.ac.uk



Scheme 2 Techniques for *meta*-selective C–H functionalisation.

functionalisation three primary techniques have been established. The first of these is the use of meticulously designed templated directing groups, pioneered by Yu (Scheme 2a).^{9,10} Here an organic linker “template” places a directing group proximal to the *meta* C–H bond. Traditional metal coordination, cyclometalation and functionalisation then occurs at the *meta* position. The second is the use of a transient mediator (Scheme 2b) where an *ortho/ortho* functionalisation pattern where the first insertion is then removed *in situ*.^{11,12} The final of these is ruthenium-catalysed σ -activation. σ -Activation benefits from the use of strong cyclometalated species as described in Scheme 1, however instead of partaking in standard oxidative

addition/reductive elimination chemistry, it uses the cyclo-metalate to influence the ring electronically enabling *para* functionalisation to the metal centre. This *ortho/para* relationship gives a net *meta*-selective C–H functionalisation with respect to the directing group (Scheme 2c). This functionalisation can only take place in an *ortho/ortho* fashion under sterically biased substrates, however the *meta*-substituted structure is still formed. This tutorial review is based on the last of these techniques, and hopes to educate and excite readers about σ -activation, from its genesis at the stoichiometric organometallic level, the transfer to synthetically viable catalysis and the possibilities available for the future of this chemistry in site-selective synthesis.

II Stoichiometric work

The concept of utilising a ruthenium metal centre in this kind of methodology was first investigated by Roper in 1994, where benzene and toluene complexes of ruthenium were shown to undergo nitration *para* to the ruthenium centre (Scheme 3).¹³ The reaction methodology was shown to give rise to multiple products based on the ruthenium core, however only the most relevant structure is shown. This shows that the location of the ruthenium centre was actively dictating the regioselectivity of C–H functionalisation *via* electronic influence on the aromatic ring.

In 1998 Coudret reported that phenylpyridine complexes of ruthenium underwent electrophilic C–H halogenations at the *para* position to the metal–carbon σ -bond in impressive yields.¹⁴



Jamie A. Leitch

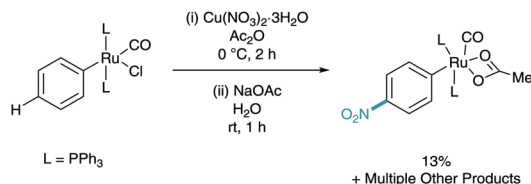
Jamie Leitch studied chemistry at the University of Bath as an undergraduate. He completed his MChem project on developing copper catalysis for the synthesis of antibacterials. He then stayed at the University of Bath to undertake his PhD studies under the supervision of Professor Christopher G. Frost, in collaboration with Syngenta as a CASE student. His research has focused on the control of site selectivity in catalytic C–H functionalisation, with a main interest in the derivatisation of biologically interesting molecules.



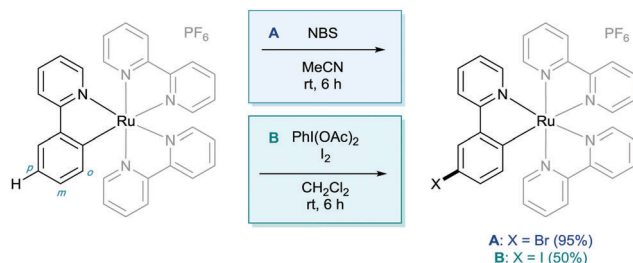
Christopher G. Frost

Chris Frost completed his BSc(Hons) and PhD (with Jonathan M. J. Williams) at the University of Loughborough. After a postdoctoral fellowship with Prof. Philip D. Magnus at the University of Texas at Austin, he joined the Chemistry Department at the University of Bath and in 2011 was promoted to Full Professor in Organic Chemistry. Research in the Frost group involves creating new chemical tools for catalysis and biosensing. Specifically, the group are developing effective tandem or sequential catalytic processes to modify the structural and physicochemical properties of molecules. The realisation of new tandem synthetic methodology for drug discovery or new materials for recognition and amplification in molecular sensors is their goal. Current projects involve electrochemical detection of DNA, catalytic signal amplification, post-synthetic modification of oligonucleotides and exploring new concepts and selectivities in C–H activation. Frost has published over 100 papers and has presented more than 50 invited lectures at conferences, universities and companies in the UK and internationally.





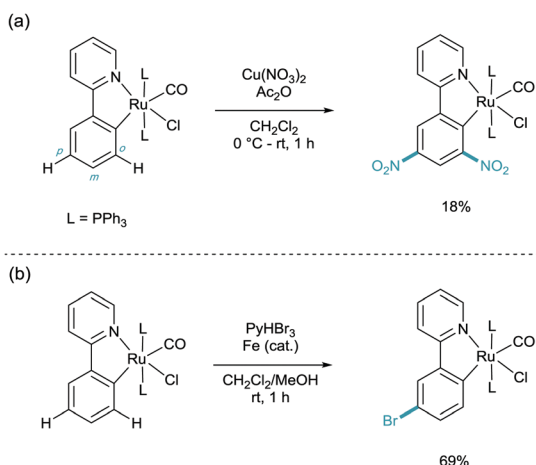
Scheme 3 C–H halogenation of cyclometalated ruthenium complexes.



Scheme 4 C–H halogenation of cyclometalated ruthenium complexes.

In this case *N*-bromosuccinimide (NBS) and iodine were used as the halogenating agents (Scheme 4). They then used these aryl halide structures in palladium catalysed cross coupling methodology.

This was followed the subsequent year by the work carried out by Roper and Wright. Here they found, again, that cyclometalated phenylpyridine complexes of ruthenium (and osmium) underwent electrophilic aromatic substitution (S_EAr) on the phenylpyridine ligand (Scheme 5).¹⁵ They showed that under nitration conditions that the di-nitrated substrate *ortho* and *para* to the metal centre was isolated in low yields (Scheme 4A). They also demonstrated that electrophilic bromination took place in much higher yields and with selectivity solely for the *para* position (Scheme 4B). These two products indicate that the selectivity has been dictated by the metal centre acting as a Friedel–Crafts type *ortho/para* directing group, through the Ru–C σ-bond. It is this activation through a σ-bond which has since given its name to this field of catalysis.

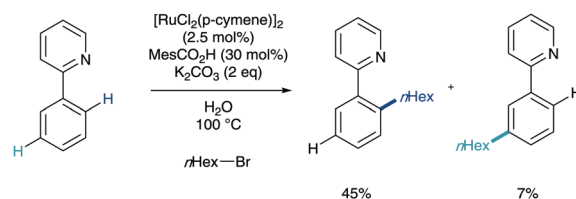
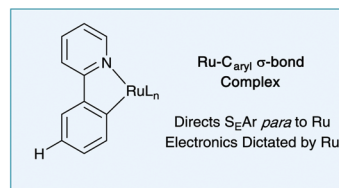
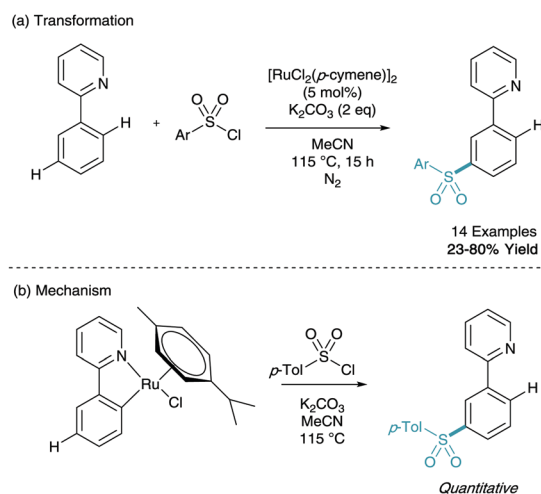


Scheme 5 Electrophilic substitution of cyclometalated ruthenium species.

III From organometallic to catalytic

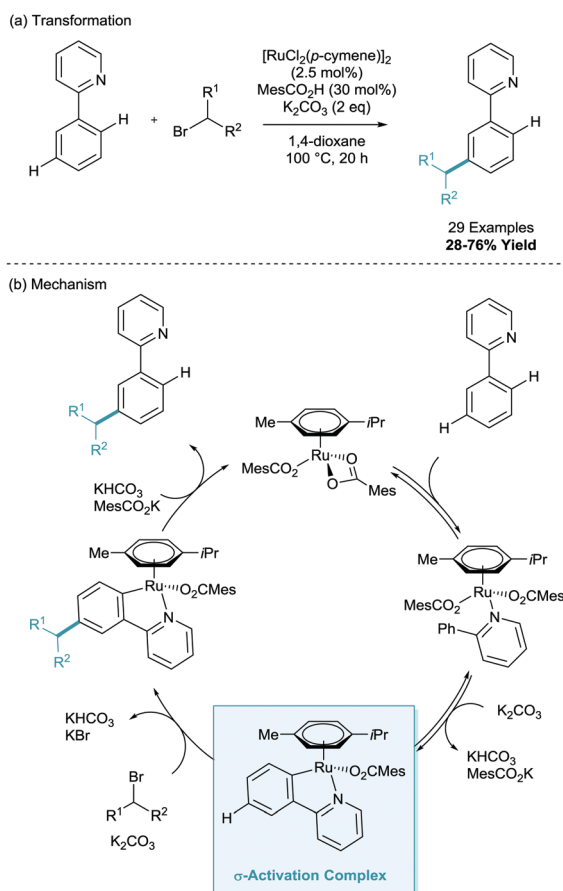
This initial organometallic work and concept that σ-activation could be used as a tool in selective synthesis then lay dormant until 2011. In a report on the *ortho*-C–H alkylation of ketimine derivatives using primary alkyl bromides as coupling partners, Ackermann disclosed *meta*-substituted by-products in yields up to 7% (Scheme 6). Whilst this was not ratified as σ-activation mechanistically at the time, it has been noted as the first example of this methodology reported in the literature.¹⁶

Later that year, Frost disclosed the first catalytic process to enable the selective ruthenium catalysed *meta*-sulfonation of phenylpyridine (Scheme 7a).¹⁷ Here yields of up to 80% were reported with no *ortho*-selective impurities which would take place *via* traditional pathways. The report also contained key information about the potential mechanism at play. The *ortho*-cyclometalated phenylpyridine species was synthesised and submitted to the reaction conditions enabling quantitative access to the *meta*-sulfonated product (Scheme 7b). This ruthenacycle was also shown to be a catalytically competent organometallic in the reaction methodology. These findings, along with the

Scheme 6 First observation of *meta*-C–H functionalisation in a catalytic process.Scheme 7 Ruthenium catalysed *meta*-sulfonation of phenylpyridine.

initial stoichiometric work led the authors to propose that the cyclometalated species could direct S_EAr C–H sulfonation *para* to the metal centre giving the net *meta*-sulfonated phenylpyridine. This presented the first synthetically useful catalytic development in σ -activation and set the stage for further investigation.

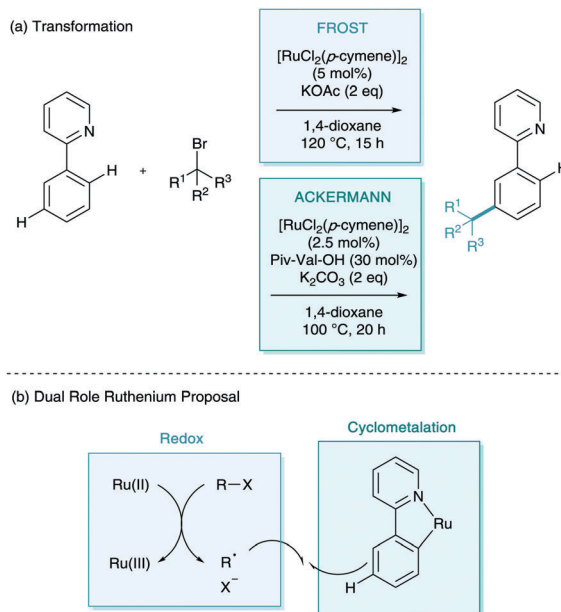
This was followed in 2013 with a report from Ackermann on the *meta*-alkylation of phenylpyridine.¹⁸ Moving on from his previous report (Scheme 6), here he established that employing secondary alkyl halides enabled solely *meta*-selective C–H functionalisation in synthetically useful yields (Scheme 8a). In this report, they detailed the vital use of the sterically demanding benzoic acid, 1,4,6-trimethyl(mesityl)benzoic acid ($MesCO_2H$). The authors also present a much wider scope of this methodology, using pyrazole, pyrimidine, benzimidazole and imidazole directing groups. This methodology was also reported to proceed *via* a cyclometalation, σ -activation, S_EAr -type pathway and a full plausible mechanism was proposed (Scheme 8b). They also observed complete racemization of an enantiomerically enriched coupling partner which reinforced up this electrophilic proposal. In a footnote, the authors did note that the interesting find that the addition of radical scavenger TEMPO suppressed reactivity, which foreshadowed subsequent developments.



Scheme 8 Ruthenium catalysed *meta*-alkylation of phenylpyridine using secondary alkyl halides.

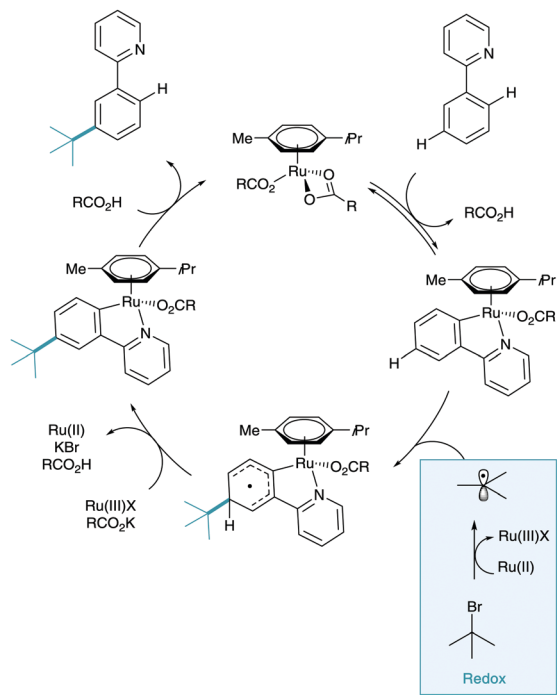
IV The radical revolution

Quiet dawned upon the world of σ -activation like a simmering pot as other classic electrophiles were explored with little success.¹⁹ It wasn't until 2015 that a full alternative radical mechanism was proposed resulting in a flood of new methodologies to the area. The groups of Frost and Ackermann simultaneously reported the *meta*-selective alkylation using tertiary alkyl halides (Scheme 9a).^{20,21} Whilst the transformation itself was inherently iterative of the *meta*-alkylation methodology above, the two new reports contained game-changing insights into the mechanistic nature of the functionalisation. The two groups suggested that the coupling partner interaction with the cyclometalated arene were through a radical addition rather than S_EAr proposed beforehand (Scheme 9b).²² Frost evidenced this radical functionalisation using radical trapping experiments (TEMPO), by using coupling partners with a strongly disfavoured carbocation such as 1-bromoadamantane and tertiary α -halo carbonyls, and also by the isolation and characterisation of polymeric by-products. Ackermann explored radical clock experiments, racemisation, and S_EAr precursor studies. Between the two reports on the same transformation, one could argue there was now unequivocal proof of a radical functionalisation. Both of the mechanisms proposed suggest a dual role ruthenium which enables both the traditional cyclometalation but also as a redox catalyst (Scheme 10). This secondary role is capable of donating an electron to the coupling partner *via* single electron transfer (SET), facilitating homolytic cleavage, leaving the stabilised tertiary alkyl radical. This radical then interacts with the *para* position of the cyclometalate. Redox rearomatisation, proton abstraction and protodemetalation gives the *meta*-substituted product. Both groups did not specify the nature of this “Ru(II)” species, however kinetic investigations by Ackermann suggest



Scheme 9 Ruthenium catalysed *meta*-alkylation of phenylpyridine using tertiary alkyl halides and radical proposal.



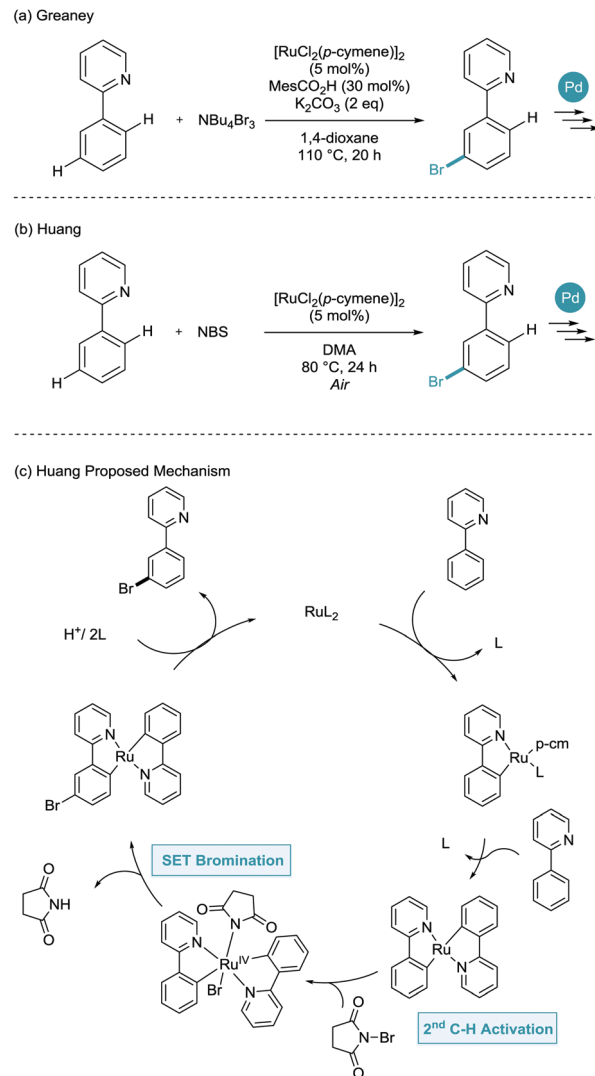


Scheme 10 Mechanism for *meta*-alkylation of phenylpyridine.

the reaction is second order in catalyst, suggesting a secondary outer sphere ruthenium species.²³

Later in 2015, both the Greaney and Huang groups proposed, again almost simultaneously, the *meta*-bromination of phenylpyridine derivatives.^{24,25} Greaney and Huang utilised tetrabutylammonium tribromide and *N*-bromosuccinimide as the bromine source respectively (Scheme 11). Huang suggested an SET process similar to those shown above. However, here involving a second C–H activation and with a defined inner sphere ruthenium catalyst generating bromine radicals. Despite the necessity for an air atmosphere (uncommon in σ -activation), this is not commented on with regards to the mechanism. Both reports made great use of the key benefit of installing aryl bromides, where subsequent palladium catalysed cross coupling enabled the formation of *meta*-arylated, borylated, alkenylated, alkylated and alkynylated arenes.

Despite a C–H nitration reaction being the first example of stoichiometric ruthenium σ -activation, it took until 2016 for ruthenium catalysed *meta*-selective C–H nitration to be developed.²⁶ Here, Zhang employed $[\text{Ru}_3(\text{CO})_{12}]$ as the ruthenium catalyst, as well as a silver salt (silver trifluoroacetate, AgTFA), oxidant (oxone), base (tetrabutylammonium acetate, NBu_4OAc), and nitro source (copper nitrate trihydrate). Despite the cocktail of reagents, this has enabled efficient and selective *meta*-nitration of an array of arenes (Scheme 12). Zhang also proposed a mechanism involving two C–H activated phenylpyridine structures. In this instance this bi-pyridyl complex was isolated from the mixture, characterised *via* single crystal X-ray diffraction and proven to be catalytically competent in the reaction mixture. They also propose a dual copper/silver oxidation cascade which enables the formation of the nitro radical. The *meta*-nitrated arenes were also shown to be widely diversifiable in a variety of post-synthetic functional group interconversions (FGI).



Scheme 11 Ruthenium catalysed *meta*-bromination of phenylpyridine.

Following these mechanistic insights, Frost also reported a revised radical mechanism in 2016 for the initial *meta*-sulfonation methodology. This was proposed to undergo a similar mechanism where SET enables formation of the tosyl radical, after similar mechanistic results were discovered with that methodology.²⁷

V Recent advances

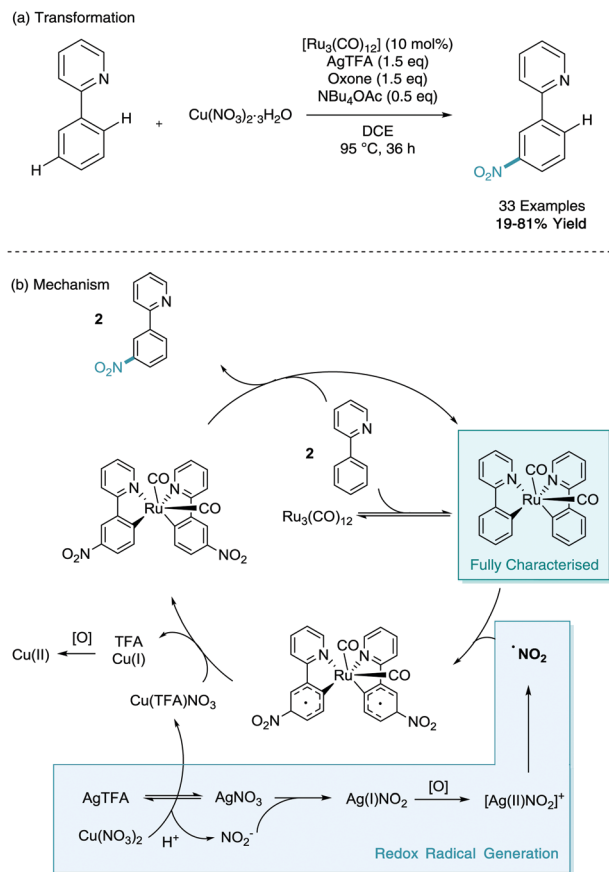
The mechanistic foundations had now been set for σ -activation methodology, and these insights inspired a catalogue of different applications building on the established transformations. The following part of this review is split into three subsections entailing the expansion of this technique: structural template expansion, new C–X bond formations, and catalyst development.

V.I Structural template expansion

One of the key drawbacks in σ -activation, which the reader may have identified, is the over reliance on phenylpyridine.



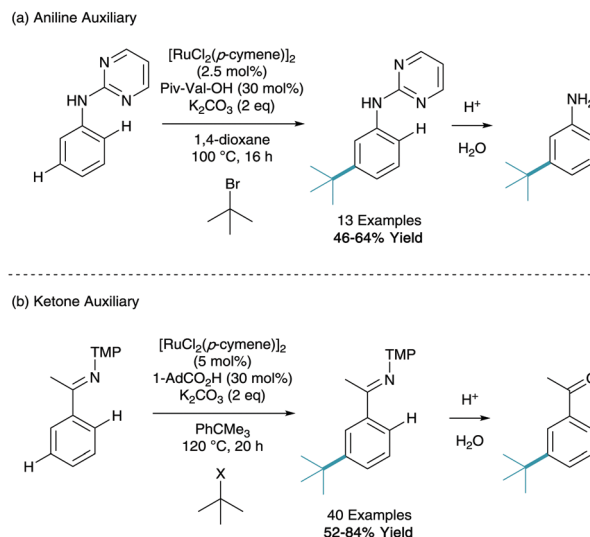
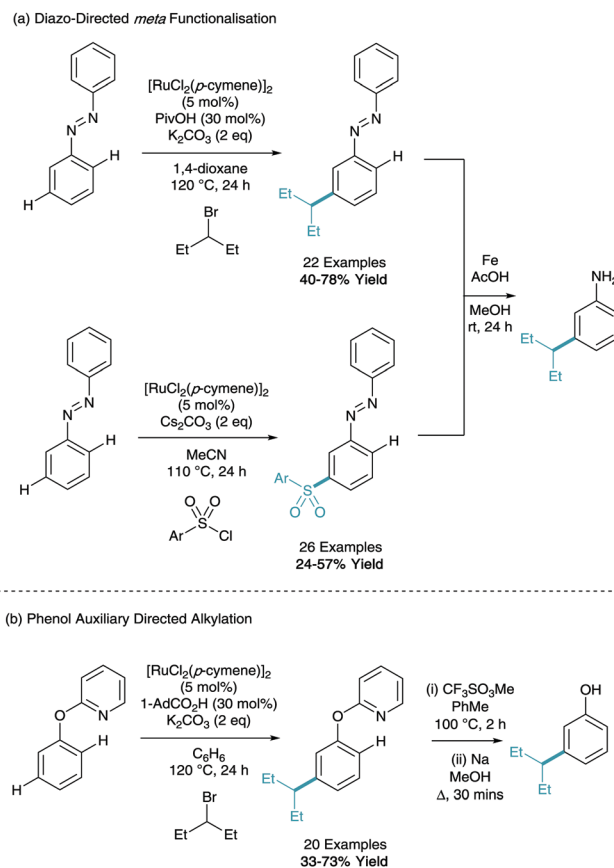
Tutorial Review

Scheme 12 Ruthenium(0)-catalysed *meta*-nitration of phenylpyridine.

Despite being an excellent model substrate employed by multiple groups, phenylpyridine has limited biological activity and limited scope for further derivation. To expand the scope of this synthetic technique, an auxiliary approach can be used. Here one can furnish a motif with a directing group, carry out the remote functionalisation, and then cleave the directing group to reveal the more useful functionality.

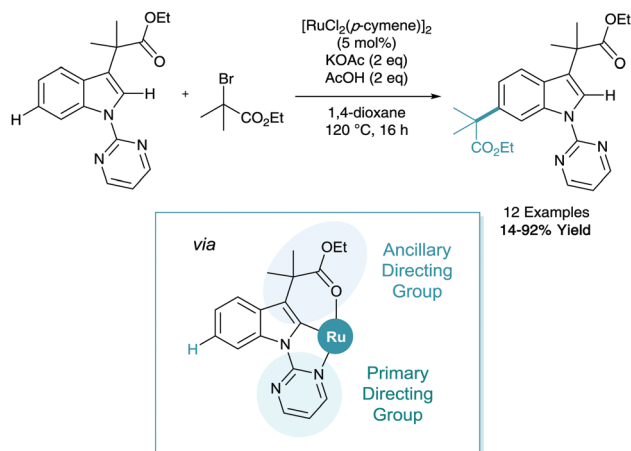
This technique was first employed by Ackermann in his 2015 tertiary alkylation report. Here they use *N*-pyrimidinyl aniline as a model substrate in the *meta*-alkylation methodology (Scheme 13a).²¹ After acidic cleavage of this directing group in aqueous media, this now led to the *meta*-functionalised aniline. It should be noted that the regioselectivity of functionalisation is complementary to the natural *ortho/para* directing selectivity of an aniline. The same group also expanded on this in a recent report using ketimine directing groups, which when treated with aqueous acid after functionalisation, reveals the acetophenone (Scheme 13b).²⁸ They reported a vast scope of 40 examples of different structures utilising both secondary and tertiary alkyl halide coupling partners. They also demonstrated a vast array of post-synthetic modifications of the ketimine group to give anilines, phenols, indoles and benzylamines, as well as *in situ* *ortho*-C–H functionalisation to give di-substituted arenes.

Following a similar concept of creating the *meta* substituted aniline building block, Li has reported the *meta*-alkylation and sulfonation of diazobenzenes (Scheme 14a).^{29,30} Both methodologies

Scheme 13 Use of cleavable auxiliaries in *meta*-selective C–H functionalisation. TMP = 3,4,5-trimethoxyphenyl. X = Cl, Br or I.Scheme 14 Ruthenium catalysed *meta*-functionalisation of aniline and phenol auxiliaries.

were shown to be selective for functionalisation on only one of the aryl rings and using catalytic iron powder in acetic acid, the diazo could be transformed into the free aniline. The same group have also demonstrated the *meta*-alkylation of phenol





Scheme 15 Remote C6-selective ruthenium catalysed C–H alkylation of indole derivatives.

furnished with a pyridine directing group (Scheme 14b). This can subsequently be removed under forcing conditions to give the *meta*-alkyl phenol.³¹

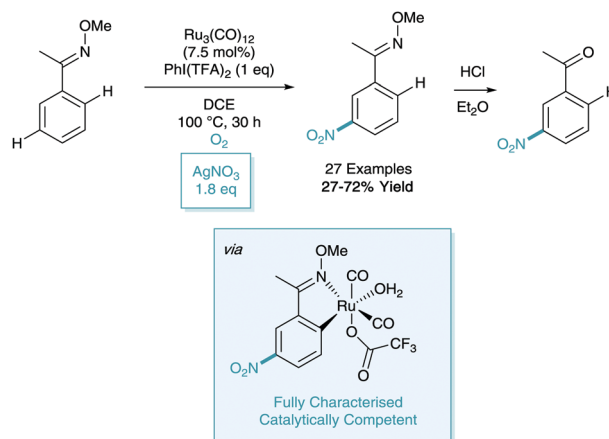
C–H activation is a powerful tool that can be employed to derivatise biologically relevant structures³² such as indoles. Frost reported the remote C–H alkylation of indole derivatives in 2017 (Scheme 15).³³ The difficulty of selectively accessing the benzenoid ring (C4–7) of an indole has been highlighted in a recent review.³⁴ This functionalisation was shown to utilise a primary directing group at N1 and an ancillary directing group at C3 to enable remote C6 alkylation on the benzenoid ring. This methodology also benefited from the first input from computational chemistry in σ -activation, where calculated Fukui indices on organic and inorganic structures helped elucidate that cyclometalation at C2 would in turn place electron density on the C6 position.

As a follow up to their work on the *meta*-nitration of phenylpyridines (and related heteroaromatics), Zhang reported a further iteration of this methodology in 2017.³⁵ Here, they focused on the use of the oxime directing group as a removal auxiliary. In this process, they also reported a variation on their catalytic system to utilise silver nitrate as the nitro source and O₂ as a co-oxidant (Scheme 16).

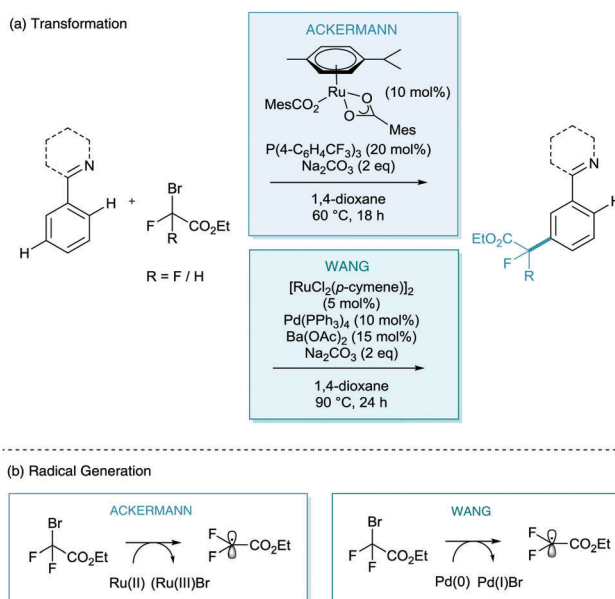
V.II New C–X bond formations

One of the other avenues which is necessary to develop σ -activation is the search for new C–X or C–C bond formation reactions to expand the arsenal of transformations available.

In early 2017, both Ackermann and Wang reported the *meta*-selective C–H difluoroalkylation and monofluoroalkylation of heteroarenes (Scheme 17).^{36,37} Ackermann proposed a triarylphosphine additive as a co-catalyst, along with a wide scope of arenes, directed by pyridine, pyrimidine, pyrazole, and purine directing groups (Scheme 17a). A radical process was also suggested although the exact role of the nature of phosphine in the mechanism was not presented. Despite this, they did demonstrate both carboxylic acid (MesCO₂H) and phosphine co-catalysts were vital to catalysis. Wang's report employs a



Scheme 16 Ruthenium(0) catalysed *meta*-nitration of oximes.

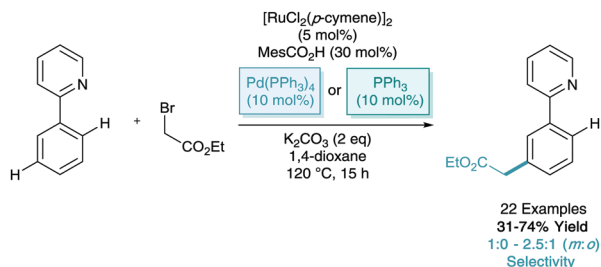


Scheme 17 Ruthenium catalysed *meta* difluoro- and monofluoroalkylation of heteroarenes.

palladium(0) co-catalyst (Pd(PPh₃)₄) in the same transformation. They propose a Pd(0)/Pd(I) redox cycle for the generation of the difluoroalkyl radicals (Scheme 17b). Zhao has also since proposed a ruthenium catalysed *meta*-difluoroalkylation of similar substrates with an alternative additive of silver triflimide (AgNTf₂) and, surprisingly, in many cases without an additive at all.³⁸

Since Ackermann's first observation of a *meta*-C–H alkylation using primary alkyl halides in small quantities, σ -activation methodology has utilised secondary and tertiary alkyl halides much more frequently as they are less likely to undergo tradition oxidative addition/reductive elimination pathways. In 2017, Frost reported the *meta*-alkylation of phenylpyridine derivatives utilising primary α -halocarbonyls. They found that similar co-catalysts as above (triarylphosphines and Pd(PPh₃)₄) drive the reaction towards *meta*-selectivity over competing *ortho*-selectivity

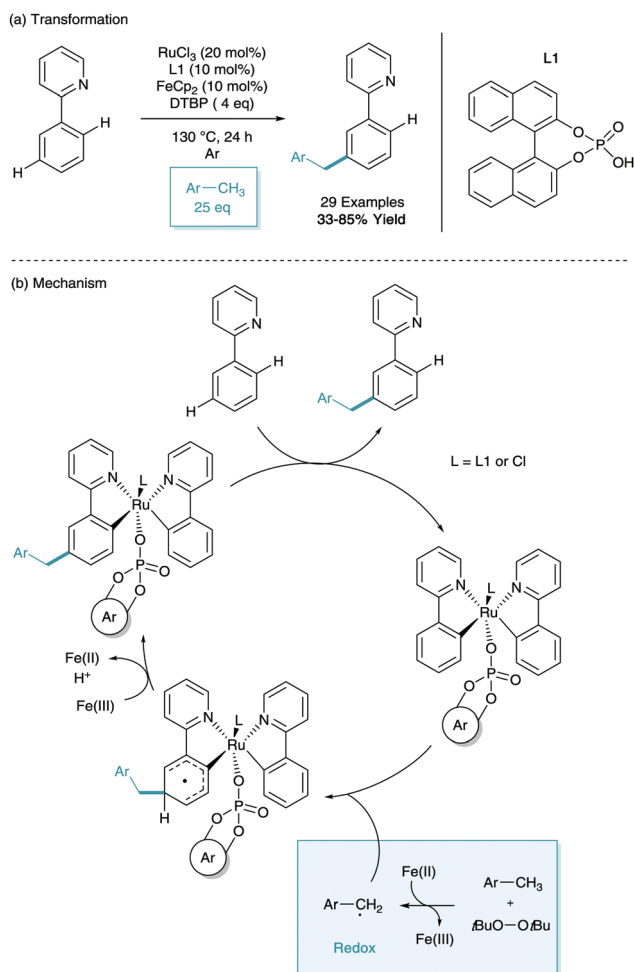




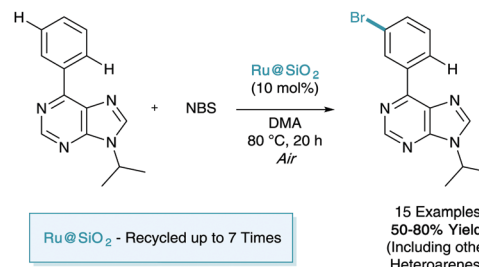
Scheme 18 Ruthenium catalysed alkylation of phenylpyridine with primary alkyl halides.

(Scheme 18). A majority of the examples led to exclusive *meta*-selectivity, however with some substituted arenes some selectivity issues did remain.³⁹

In early 2017, Shi and Zhao reported the *meta*-benzylation of phenylpyridine.⁴⁰ This was achieved using RuCl_3 as the ruthenium source, ferrocene and di-*tert*-butyl peroxide (DTBP) in radical generation, toluenes as benzyl precursors, and a binol derived phosphate ligand (L1, Scheme 19a). The use of bulky phosphate was shown to suppress competing *ortho*-functionalisation. Through in-depth investigation into the role of the additives they



Scheme 19 Ruthenium catalysed *meta* benzylation of phenylpyridine.



Scheme 20 *meta*-Bromination using a recyclable heterogeneous ruthenium catalyst.

proposed a mechanism (Scheme 19b), they proposed the formation of a di-phenylpyridine structure similar to that reported by Zhang,²⁶ however with the bulky phosphate ligand bound. They then suggest that through SET from ferrocene and hydrogen abstraction from DTBP give the tolyl radical. This radical then interacts with the cyclometalated phenylpyridine at the *para* position to the metal, redox rearomatisation with Fe(III) and proton abstraction, and finally protodemetalation gives the *meta*-benzylated substrate.⁴¹

The methodologies described in this subsection not only permit the introduction of different C–C bonds but also allow the use of varying redox active metals, such as iron and silver, and more importantly show they are compatible with the σ -activation system. These developments set the stage for further investigation into redox partners.

V.III Catalyst development

As shown throughout this tutorial review, catalytic σ -activation relies on the use of the platinum-group transition metal, ruthenium. The use of high loadings (<30 mol% Ru by weight) is also a common feature of many processes. Due to this there will be should be a focus in the coming years on performing these methodologies in a more sustainable manner.

In early 2017, Ackermann was the first (and to date, only) to tackle this problem.⁴² Here they adapted the *meta*-bromination methodology developed by Huang and set out to investigate the use of a recyclable heterogeneous ruthenium catalyst (Scheme 20). They showed that the use of a user-friendly silica-derived catalysts Ru@SiO_2 outperformed its homogeneous counterparts. The substrate of focus of this report also demonstrated the first use of a purine directing in σ -activation methodology. The catalyst was shown to be amenable to recycling, and was used as many as seven times with an impressive yield drop of less than 20%.

VI Conclusions

Ruthenium catalysed σ -activation has been shown as a key tool in accessing remote *meta*-selective functionalisation, moving from an organometallic to catalytic synthetic methodology. We have seen the radical revolution which has enabled the development of many new methodologies seen post-2015 in this field. We have seen that either sterically crowded coupling partners or ligand sets have suppressed traditional *ortho*-functionalisation pathways and promoted complementary *meta*-functionalisation.



These insights will only lead to a stronger influx of reports in this field. As there have already been as many methodologies published in 2017 as the previous six years combined, the stage is now set for ruthenium-catalyzed σ -activation to move from proof of concept research to a broadly applicable methodology in the synthetic toolbox. We now stare into the horizon of ruthenium catalysed σ -activation where we expect to see the continuing rapid expansion in scaffolds, new C–C/C–X bond forming processes and well-defined bespoke catalysts. These will no doubt be applied in the late stage functionalisation of biologically relevant molecules, in drug development, and in the creation of novel building blocks.

Conflicts of interest

There are no conflicts to declare.

Notes and references

- L. Ackermann, *Chem. Rev.*, 2011, **111**, 1315.
- P. B. Arockiam, C. Bruneau and P. H. Dixneuf, *Chem. Rev.*, 2012, **112**, 5879.
- J. Wencel-Delord and F. Glorius, *Nat. Chem.*, 2013, **5**, 369.
- Z. Chen, B. Wang, J. Zhang, W. Yu, Z. Liu and Y. Zhang, *Org. Chem. Front.*, 2015, **2**, 1107.
- A. Dey, S. Agasti and D. Maiti, *Org. Biomol. Chem.*, 2016, **14**, 5440 and references therein.
- A. Dey, S. Maity and D. Maiti, *Chem. Commun.*, 2016, **52**, 12398 and references therein.
- J. Schrank, A. Tlili and M. Beller, *Angew. Chem., Int. Ed.*, 2014, **53**, 9426.
- J. Li, S. De Sarkar and L. Ackermann, *Top. Organomet. Chem.*, 2016, **55**, 217.
- D. Leow, G. Li, T.-S. Mei and J.-Q. Yu, *Nature*, 2012, **416**, 518 and citing references.
- S. Das, C. D. Incarvito, R. H. Crabtree and G. W. Brudwig, *Science*, 2006, **312**, 1941.
- X.-C. Wang, W. Gong, L.-Z. Fang, R.-Y. Zhu, S. Li, K. M. Engle and J.-Q. Yu, *Nature*, 2015, **519**, 334 and citing references.
- Z. Dong, J. Wang and G. Dong, *J. Am. Chem. Soc.*, 2015, **137**, 5887.
- G. R. Clark, C. E. L. Headford, W. R. Roper, L. J. Wright and V. P. D. Yap, *Inorg. Chim. Acta*, 1994, **220**, 261.
- C. Coudret, S. Frayasse and J.-P. Launay, *Chem. Commun.*, 1998, 663.
- A. M. Clark, C. E. F. Rickard, W. R. Roper and L. J. Wright, *Organometallics*, 1999, **18**, 2813.
- L. Ackermann, N. Hofmann and R. Vicente, *Org. Lett.*, 2011, **13**, 1875.
- O. Saidi, J. Marafie, A. E. W. Ledger, P. M. Liu, M. F. Mahon, G. Kociok-Kohn, M. K. Whittlesey and C. G. Frost, *J. Am. Chem. Soc.*, 2011, **133**, 19298.
- N. Hofmann and L. Ackermann, *J. Am. Chem. Soc.*, 2013, **135**, 5877.
- P. M. Liu and C. G. Frost, *Org. Lett.*, 2013, **15**, 5862.
- A. J. Paterson, S. St John-Campbell, M. F. Mahon, N. J. Press and C. G. Frost, *Chem. Commun.*, 2015, **51**, 12807.
- J. Li, S. Warratz, D. Zell, S. De Sarkar, E. E. Ishikawa and L. Ackermann, *J. Am. Chem. Soc.*, 2015, **137**, 13894.
- G. B. Boursalian, W. S. Ham, A. R. Mazzotti and T. Ritter, *Nat. Chem.*, 2016, **8**, 810 and references therein.
- Ackermann and co-workers have since proposed a first order dependence on ruthenium catalyst in ref. 28.
- C. J. Teskey, A. Y. W. Lui and M. F. Greaney, *Angew. Chem., Int. Ed.*, 2015, **54**, 11677.
- Q. Yu, L. Hu, Y. Wang, S. Zheng and J. Huang, *Angew. Chem., Int. Ed.*, 2015, **54**, 15284.
- Z. Fan, J. Ni and A. Zhang, *J. Am. Chem. Soc.*, 2016, **138**, 8470.
- P. Marcé, A. J. Paterson, M. F. Mahon and C. G. Frost, *Catal. Sci. Technol.*, 2016, **6**, 7068.
- J. Li, K. Korvorapun, S. De Sarkar, T. Rogge, D. J. Burns, S. Warratz and L. Ackermann, *Nat. Commun.*, 2017, **8**, 15430.
- G. Li, X. Ma, C. Jia, Q. Han, Y. Wang, J. Wang, L. Yu and S. Yang, *Chem. Commun.*, 2017, **53**, 1261.
- G. Li, X. Lv, K. Gao, Y. Wang, S. Yang, L. Yu, Y. Yu and J. Wang, *Org. Chem. Front.*, 2017, **4**, 1145.
- G. Li, P. Gao, X. Lv, C. Qu, Q. Yan, Y. Wang, S. Yang and J. Wang, *Org. Lett.*, 2017, **19**, 2682.
- J. A. Leitch, P. B. Wilson, C. L. McMullin, M. F. Mahon, Y. Bhonoah, I. H. Williams and C. G. Frost, *ACS Catal.*, 2016, **6**, 5520 and references therein.
- J. A. Leitch, C. L. McMullin, M. F. Mahon, Y. Bhonoah and C. G. Frost, *ACS Catal.*, 2017, **7**, 2616.
- J. A. Leitch, Y. Bhonoah and C. G. Frost, *ACS Catal.*, 2017, **7**, 5618.
- Z. Fan, J. Li, H. Lu, D.-Y. Wang, C. Wang, M. Uchiyama and A. Zhang, *Org. Lett.*, 2017, **19**, 3199.
- Z. Ruan, S.-K. Zhang, C. Zhu, P. N. Ruth, D. Stalke and L. Ackermann, *Angew. Chem., Int. Ed.*, 2017, **56**, 2045.
- Z.-Y. Li, L. Li, Q.-L. Li, K. Jing, H. Xu and G.-W. Wang, *Chem. – Eur. J.*, 2017, **23**, 3285.
- C. C. Yuan, X. L. Chen, J. Y. Zhang and Y. S. Zhao, *Org. Chem. Front.*, 2017, **4**, 1867.
- A. J. Paterson, C. J. Heron, C. L. McMullin, M. F. Mahon, N. J. Press and C. G. Frost, *Org. Biomol. Chem.*, 2017, **15**, 5993.
- G. Li, D. Li, J. Zhang, D.-Q. Shi and Y. Zhao, *ACS Catal.*, 2017, **7**, 4138.
- Prior to submission of this manuscript, a second *meta*-benzylation was published: B. Li, S.-L. Fang, D.-Y. Huang and B.-F. Shi, *Org. Lett.*, 2017, **19**, 3950.
- S. Warratz, D. J. Burns, C. Zhu, K. Korvorapun, T. Rogge, J. Scholz, C. Jooss, D. Gelman and L. Ackermann, *Angew. Chem., Int. Ed.*, 2017, **56**, 1557.

