

Cite this: *Chem. Sci.*, 2016, 7, 5833

Gas phase stabiliser-free production of hydrogen peroxide using supported gold–palladium catalysts†

Adeeba Akram,^a Simon J. Freakley,^a Christian Reece,^a Marco Piccinini,^a Greg Shaw,^a Jennifer K. Edwards,^a Frédérique Desmedt,^b Pierre Miquel,^b Eero Seuna,^b David. J. Willock,^a Jacob A. Moulijn^a and Graham J. Hutchings^{*a}

Hydrogen peroxide synthesis from hydrogen and oxygen in the gas phase is postulated to be a key reaction step in the gas phase epoxidation of propene using gold–titanium silicate catalysts. During this process H_2O_2 is consumed in a secondary step to oxidise an organic molecule so is typically not observed as a reaction product. We demonstrate that using AuPd nanoparticles, which are known to have high H_2O_2 synthesis rates in the liquid phase, it is possible to not only oxidise organic molecules in the gas phase but to detect H_2O_2 for the first time as a reaction product in both a fixed bed reactor and a pulsed Temporal Analysis of Products (TAP) reactor without stabilisers present in the gas feed. This observation opens up possibility of synthesising H_2O_2 directly using a gas phase reaction.

Received 24th March 2016

Accepted 10th May 2016

DOI: 10.1039/c6sc01332e

www.rsc.org/chemicalscience

Introduction

The direct synthesis of hydrogen peroxide (H_2O_2) from molecular H_2 and O_2 in the liquid phase is an active area of research in the field of heterogeneous catalysts.¹ Catalysts based on Pd and Au–Pd nanoparticles supported on carbon and oxide materials as well as homogeneous gold/palladium systems show interesting properties and have been widely studied in many solvent systems.^{2–7} The direct combination of H_2 and O_2 to form H_2O_2 is carried out with a view to both synthesising viable concentrations of H_2O_2 and utilising synthesised H_2O_2 to carry out *in situ* oxidation reactions, including the epoxidation of propene.

One of the major problems associated with the vapour phase oxidation of propene to propene oxide (PO) using molecular oxygen is low reaction selectivity. The formation of the epoxide requires the electrophilic addition of an oxygen intermediate to the carbon–carbon double bond, however, propene can also be easily activated *via* the formation of allylic species which leads to non-selective oxidation. The addition of H_2 to O_2 streams as a sacrificial reductant, to synthesise H_2O_2 or peroxy species *in situ*, permits the activation of dioxygen at temperatures that are typically much lower than required to activate oxygen alone. Haruta and co-workers were the first to demonstrate that highly dispersed Au/TiO₂ catalysts show an extraordinary selectivity in the oxidation of propene to the corresponding epoxide (>99%),

using a combination of H_2 and O_2 as oxidant.^{8–10} H_2 was added as a sacrificial reductant which permits the activation of dioxygen at relatively low temperatures (303–393 K) therefore allowing selective oxidation of propene to propene oxide.

Since TS-1 has been shown to be a selective material for the epoxidation of propene with H_2O_2 as the oxidising species the majority of the early studies used this as a catalyst support. Haruta and co-workers found that Au supported on TS-1 gave high selectivity to propanal above 100 °C however below 100 °C over 90% selectivity to PO could be achieved.¹¹ In addition Moulijn¹² and others¹³ demonstrated that Au/TS-1 catalysts were very stable and could be very selective to the formation of propene oxide. Mechanistic studies showed the important role of the gold nanoparticles in establishing a bidentate propoxy species as an intermediate.¹⁴ It is postulated in many mechanistic studies that H_2O_2 is formed on the Au nanoparticle, rather than a bound peroxy species, which is then capable of either desorbing/adsorbing or migrating on the surface to the tetrahedral Ti site in order to carry out the selective oxidation. In many studies H_2O_2 itself is not observed or analysed for in the reaction mixtures.

Examples in the patent literature report the direct combination of H_2 and O_2 in the gas phase at elevated pressures and temperature,¹⁵ however, these studies include the presence of acid and halides in the gas phase as stabilisers. In this study we aim to utilise catalysts comprising supported AuPd nanoparticles, which have been extensively shown to have a higher H_2O_2 synthesis rate than monometallic Au, to investigate if H_2O_2 can be formed and is able to desorb from the catalyst in the gas phase at atmospheric pressure, without adding stabilisers. Designing catalysts for the synthesis of H_2O_2 as part of

^aCardiff Catalysis Institute and School of Chemistry, Main Building, Park Place, Cardiff, CF10 3AT, UK. E-mail: Hutch@cardiff.ac.uk

^bSolvay, Rue de Ransbeek, 310, B-1120 Brussels, Belgium

† The data contained in this paper are archived at <http://dx.doi.org/10.17035/d.2016.0009092041>.



a gas phase process is an important research target. There are numerous potential advantages for the synthesis of H_2O_2 in the gas phase over the current approaches using combined liquid and gas phase reactants. A convenient gas phase process allows small-scale applications, and this permits simpler process design if the H_2O_2 is used in a subsequent oxidation reaction. In contrast the liquid phase suffers from the disadvantage of low concentrations of O_2 and H_2 which limits the rate of reaction; in addition there is the potential for leaching of catalyst components. Additionally, using a gas phase reaction permits more facile fundamental research.

Experimental

Supported bimetallic catalysts were prepared by a previously reported wet impregnation of the appropriate catalyst support with solutions of PdCl_2 and HAuCl_4 . A typical preparation for 1 g of 2.5% Pd/2.5% Au/ TiO_2 was carried out as follows: PdCl_2 (0.0416 g) was added to an aqueous solution of HAuCl_4 (2.04 ml, 12.25 g Au/1000 ml) and heated to 80 °C with stirring and left until the PdCl_2 had completely dissolved. TiO_2 (0.95 g Degussa P25) was then added to the solution and the water allowed to evaporate until the mixture formed a paste. The samples were dried at 110 °C for 16 h and then calcined in static air at 400 °C for 3 h with a ramp rate of 20 °C min^{-1} .

Catalytic reactions were carried out in a custom laboratory scale fixed bed reactor with 1/2 inch diameter PTFE tube. The catalyst bed, typically 50 mg unless stated, was suspended vertically in an oven by glass wool above and below. A low catalyst bed length/reactor diameter was used to help prevent back pressure issues. Reaction temperature (40–100 °C) was stabilised before a flow of 2% H_2 in synthetic air was introduced (50–200 ml min^{-1}). Reactions were typically carried out for 16 h using dreschel bottles in an ice bath to condense liquid products from the gas phase. After reaction the presence of H_2O_2 was determined by titrating aliquots of reaction solution with acidified $\text{Ce}(\text{SO}_4)_2$ solution in the presence of ferroin as an indicator. The $\text{Ce}(\text{SO}_4)_2$ solution was standardised against $(\text{NH}_4)_2\text{Fe}(\text{SO}_4)_2 \cdot 6\text{H}_2\text{O}$ using ferroin as an indicator. H_2O_2 decomposition was measured by comparing the difference in H_2O_2 concentration before and after the reaction using the same titration method outlined above. Oxidation experiments were carried out by bubbling gases through a solution of 2-propanol (99.5% as purchased) which once passed over the catalyst was condensed in an ice bath. NMR analysis of the reaction mixtures was then carried out to identify the presence of oxidation products.

The TAP experiments were performed using a TAP-2 system. A gas mixture containing 2% H_2 in air was pulsed over the catalyst from a reservoir at a pressure of 0.6 bar. The reactor was packed with 0.045 g of powdered catalyst held in place with SiC inert packing. The gas exiting the reactor bed was detected *via* quadrupole mass spectrometer. The response for mass 34 (H_2O_2) and mass 2 (H_2) was monitored over a time of 2 s for each pulse, giving a curve of intensity against time. The experiment was carried out at 60 °C, with a train of 20 pulses averaged per experiment.

Results

Initial experiments were carried out with the laboratory scale reactor to ensure that any H_2O_2 produced could pass through the reactor system without significant decomposition occurring. A H_2O_2 vaporisation calibration curve was established by flowing synthetic air through a 50 wt% H_2O_2 solution and measuring the moles of H_2O_2 carried in the vapour phase at various flow rates by condensing the gas phase mixture after the reactor (Fig. 1). The amounts of H_2O_2 in the gas phase suggest that the gas is not saturated with H_2O_2 , due to the high gas flow rate used and the low vapour pressure of H_2O_2 at ambient temperature. Following this reactor tubes made of stainless steel and PTFE were trialled, stainless steel decomposed over 90% of the H_2O_2 vaporised in the gas phase. When a PTFE tube was used the number of moles of H_2O_2 carried through the tube in the gas phase matched the calibration curve in both synthetic air and 2% H_2 in air as shown in Fig. 1. All further experiments were carried out with a PTFE reaction tube.

Support materials that had been previously used to support AuPd nanoparticles for H_2O_2 synthesis were screened for H_2O_2 decomposition activity in the gas phase reactor (50 wt% H_2O_2 145 ml min^{-1} gas flow corresponding to 2.17 mol min^{-1} from calibration in Fig. 1). Table 1 shows that all supports tested showed significant H_2O_2 decomposition, which is in contrast to the observed decomposition activity in the liquid phase.^{16–19}

This can be attributed to the high surface concentrations of H_2O_2 passing over the catalyst without the protection of solvation that is available in the liquid phase. Despite these high observed decomposition rates we focused this study on a 2.5% Au 2.5% Pd/ TiO_2 catalyst to investigate whether oxidative species could be generated from H_2 and O_2 mixtures on AuPd particles in the gas phase and if H_2O_2 could be synthesised and detected despite the high decomposition rates of the catalyst support materials.

The oxidation of 2-propanol to acetone was used to probe the presence of oxidative species formed by the catalyst. The gas phase oxidation of 2-propanol using Au catalysts and oxygen

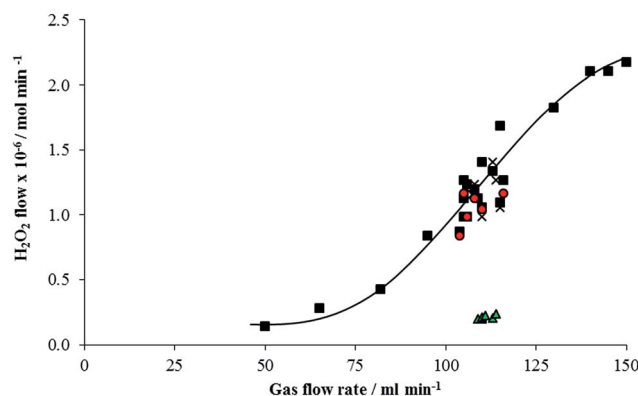


Fig. 1 Evaluation of the reactor background activity, H_2O_2 calibration curve (■) and results for stainless steel tubing (▲) 1/2" PTFE tube using industrial air (●) and 2% H_2 /Air (x). Reaction conditions: 25 °C, various gas flow rates through a solution of 50% H_2O_2 .



Table 1 Decomposition of concentrated H₂O₂ in the gas phase over potential catalyst support materials^a

Support	H ₂ O ₂ decomposed/%
Fe ₂ O ₃	91
Carbon	85
CeO ₂	77
MgO	68
TiO ₂	58
SiO ₂	53
Al ₂ O ₃	47

^a Reaction conditions: catalyst mass 10 mg, 25 °C, 145 ml min⁻¹ gas flow.

has been previously studied by Rossi *et al.*²⁰ who showed that oxidation occurred at 393 K with over 80% selectivity to carbonyl derivatives. Other studies have shown that Au/TiO₂ is also active for the reaction using oxygen with light-off curves beginning at 350–400 K.²¹ To avoid any reaction with oxygen alone we conducted gas phase oxidation reactions at 60 °C. Gases were bubbled through a solution of 2-propanol (99.5%), lines exiting the catalyst bed were passed through an ice bath so that remaining 2-propanol and liquid products could be condensed for analysis. NMR analysis of the resulting reaction mixtures was then carried out to identify qualitatively the presence of oxidation products.

Initially reactions were carried out with synthetic air and 2% H₂ in synthetic air without the presence of a catalyst, in both cases no oxidation products were detected by NMR (Table 2), similar results were observed when using bare TiO₂. Also, when the catalyst was present with 2-propanol in synthetic air no oxidation products were detected. However, when 2% H₂ in air was used as reactant gas NMR analysis showed the presence of acetone in the reaction solutions condensed after passing over the catalyst. This confirms that, at 60 °C, the AuPd particles are able to activate oxygen in the presence of H₂ to oxidise organic molecules such as 2-propanol. This temperature is lower than reported for oxygen alone indicating that H₂ can initiate the oxidation at lower temperature, probably through the formation of a surface bound – hydroperoxy intermediate or through the formation of free H₂O₂ which is further activated to carry out the oxidation.

Table 2 Catalytic tests for the direct gas phase oxidation of propan-2-ol to acetone^a

Entry	Catalyst	Gas mixture	Oxidation to acetone
1	None	Industrial grade air	No
2	None	2% H ₂ /air	No
3	TiO ₂	Industrial grade air	No
4	TiO ₂	2% H ₂ /air	No
5	5% AuPd/TiO ₂	Industrial grade air	No
6	5% AuPd/TiO ₂	2% H ₂ /air	Yes

^a Reaction conditions: catalyst mass 50 mg, 60 °C, 50 ml min⁻¹ gas flow – reaction products qualitatively analysed by NMR.

Temporal analysis of products (TAP) reactor studies were carried out to investigate whether H₂O₂ is formed and able to desorb from the catalyst surface. Reactions were carried out at 60 °C by pulsing 2% H₂/air over the catalyst bed. Fig. 2 shows the accumulated signals observed for mass 34 (H₂O₂) and 2 (H₂) during the pulses.

A large H₂ signal is detected at the beginning of each pulse along with a smaller signal at mass 34 corresponding to the mass of H₂O₂. This result shows that it is possible to generate H₂O₂ in the gas phase and under the vacuum of the TAP reactor it is possible to desorb the H₂O₂ from the surface of the catalyst and detect it as a reaction product.

Experiments were also conducted in a continuous fixed bed reactor to test under practical conditions for H₂O₂ synthesis at various temperatures between 40 and 80 °C using 2% H₂ in air at 60 °C. When no catalyst was present with air or 2% H₂ in air no condensate was seen after the reactor in the cold trap indicating that there was no detectable moisture in the gas feeds. In the presence of 50 mg of catalyst with the synthetic air mixture again no condensate was seen in the cold trap. When 2% H₂ in air was used as the reactant gas, liquid was observed in the cold trap indicating that at 60 °C the AuPd nanoparticles were capable of reacting H₂ and O₂ in the gas phase. On titration it was determined that the solution contained 53 ppm of H₂O₂. This result demonstrates that when using a 5% AuPd/TiO₂ catalyst, that is known to have high H₂O₂ synthesis rates in the liquid phase at 2 °C, it is possible to produce H₂O₂ in the gas phase reactor system where the residence time is of the order of seconds at ambient pressure. The result also demonstrates that it is possible for H₂O₂ to desorb from the catalyst into the gas phase after it is formed.

Fig. 3a shows the effect of increasing the reaction temperature from 40–80 °C in the flow reactor. As the temperature is increased the amount of product condensed in the cold trap after 16 h remained constant, full conversion of the H₂ in the

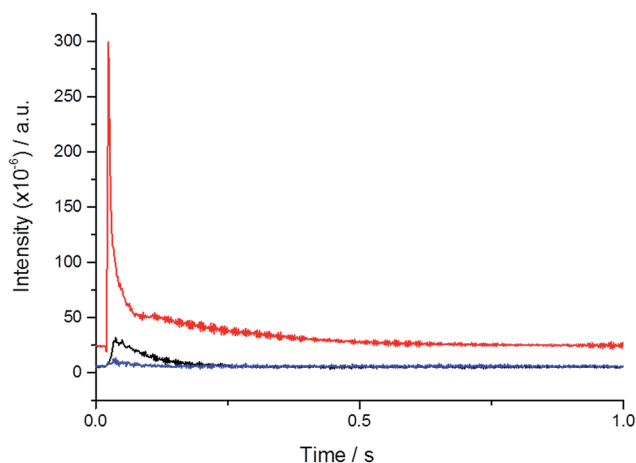


Fig. 2 Temporal analysis of products of reaction between of 2% H₂ in air over 2.5% Au 2.5% Pd/TiO₂. Reaction conditions – temperature 60 °C, pulses of 2% H₂ in air over 2.5% Au 2.5% Pd/TiO₂. Red line – mass spec signal as mass 2 (H₂), black line – mass spec signal at mass 34 (H₂O₂), blue line – mass spec signal at mass 150 (baseline signal).



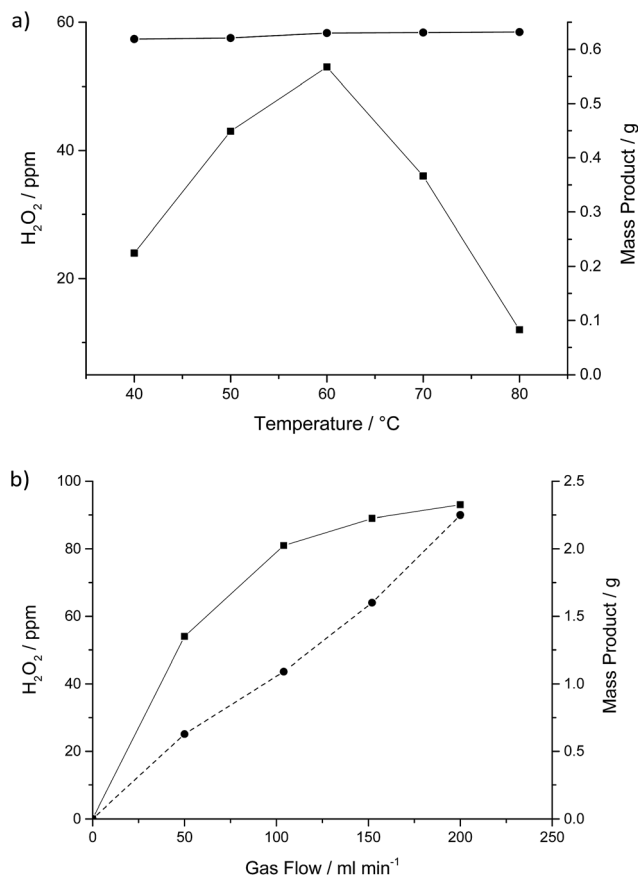


Fig. 3 (a) Effect of reaction temperature on the synthesis of H₂O₂ in the gas phase (b) effect of gas flow on the synthesis of H₂O₂ in the gas phase. Both figures – ● mass product ■ H₂O₂ concentration. (a) Atmospheric pressure, various temperatures, 2% H₂/air (50 ml min⁻¹), 5% AuPd/TiO₂ (50 mg), 16 h. (b) Atmospheric pressure; 60 °C; 2% H₂/air, 5% AuPd/TiO₂ (50 mg), 16 h.

gas stream was observed across the whole temperature range, explaining why we see no increase in liquid reaction product with increasing temperature.

The amount of H₂O₂ present in the liquid reaction products formed increased from 23 ppm at 40 °C to 55 ppm at 60 °C before decreasing at temperatures above 60 °C. This indicates that there is a balance between the synthesis/desorption and stability of H₂O₂ through the catalyst bed. H₂O₂ synthesis rates over the duration of the experiments were approximately 1×10^{-3} mol kg_{cat}⁻¹ h⁻¹, due to the high H₂ conversion and extremely low selectivity leading to mainly H₂O production. The observation that it is possible to detect H₂O₂ at all suggests that the water produced could be the result of a H₂O₂ decomposition pathway rather than combustion of hydrogen and oxygen without the intermediate production of H₂O₂. These rates are significantly lower than reported rates in the liquid phase at elevated pressure under optimum conditions (64 mol kg_{cat}⁻¹ h⁻¹).

Fig. 3b shows the effect of varying the total gas flow through the catalyst bed over the 16 h reaction. With increasing gas flow the amount of liquid product observed increased linearly, in agreement with the complete conversion of H₂ passing over the catalyst. The concentration of H₂O₂ in the liquid phase

increases over the range studied presumably because the faster gas flows can more effectively strip the H₂O₂ from the catalyst bed.

As no liquid condensate is seen from the gas phase without the presence of the catalyst we can conclude that the water formed is through the combination of H₂ and O₂ over the catalyst bed. Despite this, the results show that it is possible to produce and collect H₂O₂ in the gas phase although at low concentrations. Preventing the subsequent decomposition of H₂O₂ through the catalyst bed remains a challenge never the less this study shows that the concept of producing H₂O₂ in the gas phase is can be realised.

Conclusions

We demonstrate for the first time that the H₂O₂ synthesis rates of catalysts that are well studied in the liquid phase with high pressure gas phase reagents are, in fact, high enough to produce H₂O₂ in the gas phase at atmospheric pressure. Using TAP analysis we have shown that H₂O₂ can be synthesised and desorbed from the catalyst surface in the gas phase suggesting that gas phase direct synthesis of H₂O₂ could be feasible. This observation goes some way to explaining the increased reaction rates observed for propene epoxidation when H₂ is added to the reactant gas stream. In this study H₂ conversions were high and selectivity towards H₂O₂ was extremely low due to the nature of the packed bed however detectable amounts of H₂O₂ were synthesised. Through future reactor design and optimization of conditions, coupled with catalyst improvements a simpler process design might be feasible to produce H₂O₂; the results enable fundamental investigation of the reaction possible through operando surface sensitive spectroscopies.

Acknowledgements

We would like to acknowledge Solvay for financial support of A. A.

Notes and references

- 1 J. K. Edwards, S. J. Freakley, R. J. Lewis, J. C. Pritchard and G. J. Hutchings, *Catal. Today*, 2015, **248**, 3–9.
- 2 V. R. Choudhary, C. Samanta and P. Jana, *Appl. Catal., A*, 2007, **317**, 234–243.
- 3 P. Blasi, P. Cann, F. Menegazzo, F. Pinna and T. O. Salmi, *Ind. Eng. Chem. Res.*, 2012, **51**, 8883–8890.
- 4 M. Piccinini, J. K. Edwards, J. A. Moulijn and G. J. Hutchings, *Catal.: Sci. Technol.*, 2012, **2**, 1908–1913.
- 5 J. K. Edwards, B. Solsona, E. Ntainjua N., A. F. Carley, A. A. Herzing, C. J. Kiely and G. J. Hutchings, *Science*, 2009, **323**, 1037–1041.
- 6 A. S. K. Hashmi, R. Döpp, C. Lothschütz, M. Rudolph, D. Riedel and F. Rominger, *Adv. Synth. Catal.*, 2010, **352**, 1307–1314.
- 7 A. S. K. Hashmi, C. Lothschütz, R. Döpp, M. Rudolph, T. D. Ramamurthi and F. Rominger, *Angew. Chem., Int. Ed.*, 2009, **48**, 8243–8246.



- 8 T. Hayashi, K. Tanaka and M. Haruta, *J. Catal.*, 1998, **178**, 566–575.
- 9 M. Haruta, B. S. Uphade, S. Tsubota and A. Miyamoto, *Research Journal Chemistry*, 1998, **24**, 329–336.
- 10 B. S. Uphade, Y. Yamada, T. Akita, T. Nakamura and M. Haruta, *Appl. Catal., A*, 2001, **215**, 137–148.
- 11 B. S. Uphade, S. Tsubota, T. Hayashi and M. Haruta, *Chem. Lett.*, 1998, **27**, 1277–1278.
- 12 T. A. Nijhuis, B. J. Huizinga, M. Makkee and J. A. Moulijn, *Ind. Eng. Chem. Res.*, 1999, **38**, 884–891.
- 13 E. E. Stangland, K. B. Stavens, R. P. Andres and W. N. Delgass, *J. Catal.*, 2000, **191**, 332–347.
- 14 T. A. Nijhuis, T. Visser and B. M. Weckhuysen, *Angew. Chem., Int. Ed.*, 2005, **44**, 1115–1118.
- 15 M. Nystrom, J. Wanngard and W. Herrmann, US 006299852B1, 2001.
- 16 J. K. Edwards, A. Thomas, B. E. Solsona, P. Landon, A. F. Carley and G. J. Hutchings, *Catal. Today*, 2007, **122**, 397–402.
- 17 B. E. Solsona, J. K. Edwards, P. Landon, A. F. Carley, A. Herzing, C. J. Kiely and G. J. Hutchings, *Chem. Mater.*, 2006, **18**, 2689–2695.
- 18 J. K. Edwards, B. E. Solsona, P. Landon, A. F. Carley, A. Herzing, C. J. Kiely and G. J. Hutchings, *J. Catal.*, 2005, **236**, 69–79.
- 19 J. K. Edwards, B. Solsona, P. Landon, A. F. Carley, A. Herzing, M. Watanabe, C. J. Kiely and G. J. Hutchings, *J. Mater. Chem.*, 2005, **15**, 4595–4600.
- 20 S. Biella and M. Rossi, *Chem. Commun.*, 2003, 378–379.
- 21 M. C. Holz, K. Kähler, K. Tölle, A. C. van Veen and M. Muhler, *Phys. Status Solidi B*, 2013, **250**, 1094–1106.

