

CrossMark
click for updatesCite this: *Chem. Sci.*, 2016, 7, 4754Received 21st February 2016
Accepted 15th April 2016

DOI: 10.1039/c6sc00807k

www.rsc.org/chemicalscience

Direct alkylation of heteroarenes with unactivated bromoalkanes using photoredox gold catalysis†

T. McCallum and L. Barriault*

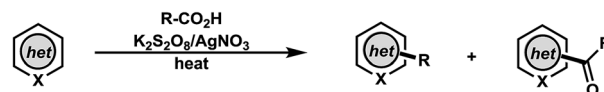
Although visible light photoredox catalysis has emerged as a powerful tool for the construction of C–C bonds, common catalysts and/or their photoexcited states suffer from low redox potentials, limiting their applicability to alkyl radical generation from substrates with activated carbon–halogen bonds. Radicals derived from these activated compounds, being highly electrophilic or stabilized, do not undergo efficient addition to heteroarenes. Herein we describe the photocatalytic generation of nucleophilic alkyl radicals from unactivated bromoalkanes as part of a universal and efficient cross-coupling strategy for the direct alkylation of heteroarenes using a dimeric gold(I) photoredox catalyst, $[\text{Au}_2(\text{bis}(\text{diphenylphosphino})\text{methane})_2]\text{Cl}_2$. The method proves to be efficient for alkylation of arenes under mild conditions in the absence of directing groups.

Over the past few decades, we have seen a dramatic increase in photochemical research, leading to great progress in the fields of energy storage, water splitting, photovoltaic devices, and more recently, transformations of organic molecules in the synthesis of high-value products and therapeutics.^{1–5} For over a century, chemists have found inspiration in the sophistication of light-harvesting biomolecules, owing the development of photoexcitable complexes to furthering our knowledge of the “well-kept secrets of the plants”.^{6,7} A fresh take on classical radical chemistry through the eyes of photoredox catalysis has produced unconventional reactivity in organic synthesis, unlocking mild and environmentally sound methodology for the construction of C–C bonds.^{2–5} Photoredox catalysis methods are advantageous to classical methods of alkyl and aryl radical generation from which the use of hazardous radical initiators and/or harsh conditions are often employed.⁸

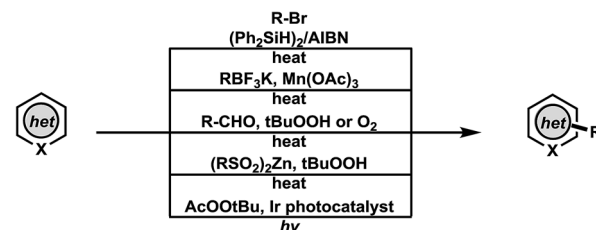
The synthesis and diversification of heteroaromatic compounds *via* C–H functionalization has had a tremendous impact in organic materials and drug discovery.^{9,10} Although important advances have been made, C–H functionalization of heteroarenes without directing groups remains a standing challenge in organic synthesis.¹¹ The addition of carbon centered radicals derived from carboxylic acids to heteroarenes, known as the Minisci reaction, has been instrumental in the functionalization of heteroaromatics.¹² This seminal work describes an expedient synthesis of alkyl functionalized

heteroarenes but suffers from harsh conditions that often lead to byproduct formation. Contemporary C–H alkylation protocols have been developed from a variety of functional groups but necessitate the use of stoichiometric oxidants/reagents and are often accompanied by multi-step syntheses of the starting materials (Fig. 1).^{13–21} In combination, these drawbacks limit functional group tolerance and the scope of the parent radicals. Keeping this in mind, we wondered if a practical $\text{Csp}^3\text{--Csp}^2$ coupling strategy for direct C–H alkylation of heteroarenes of

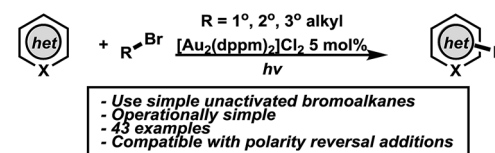
Minisci (Original)



Variations (Stoichiometric)



This Study (Catalytic)



Centre for Catalysis, Research and Innovation, Department of Chemistry and Biomolecular Sciences, University of Ottawa, 10 Marie Curie, Ottawa, ON, K1N 6N5, Canada. E-mail: lbarriau@uottawa.ca

† Electronic supplementary information (ESI) available: Experimental procedures and analytical data for all new compounds. CCDC 1434820 (30). For ESI and crystallographic data in CIF or other electronic format see DOI: 10.1039/c6sc00807k

Fig. 1 Previous and present work in direct C–H alkylations.

broader applicability could be conceived using photoredox catalysis and simple bromoalkanes. This remains a challenge in organic synthesis as no photocatalytic Minisci-type methodologies have been described involving carbon-centered radicals from simple bromoalkanes. To this effect, photoexcited $[\text{Au}_2(\text{dppm})_2]\text{Cl}_2$ has been shown to undergo reduction chemistry of both unactivated bromoalkanes and arenes (and other functional groups),²² while recently luminescent platinum complexes²³ and organic dyes²⁴ have been reported to reduce unactivated bromoalkanes and arenes.

We hypothesized that a redox neutral C–H functionalization protocol employing a photoredox catalyst as reductant and oxidant would mitigate the need for stoichiometric additives. Based on previous studies in our laboratory, we envisioned the genesis of alkyl radicals derived from broadly available bromoalkanes (**1**, *ca.* -2.0 V *vs.* SCE)²⁵ through an oxidative quenching mechanism with photoexcited $[\text{Au}_2(\text{dppm})_2]\text{Cl}_2$ (-1.63 V *vs.* SCE) (Fig. 2).²⁶ These nucleophilic alkyl radicals would then be uniquely reactive towards heteroarenes **2** prone to addition at electron deficient locations. The resulting aminyl radical intermediate **3** would be subsequently oxidized by $[\text{Au}_2(\text{dppm})_2]^{3+}$, thus completing the catalytic cycle while providing the directly alkylated heteroarene products **4**. It is conceivable that intermediate **3** could undergo chain propagating electron transfer with **1**, but this is likely to be a minor pathway considering the reduction potential of bromoalkanes. Ru and Ir based polypyridyl complexes operate through an outer sphere mechanism of metal-to-ligand charge transfer (MLCT) for activation of carbon–halogen bonds. Complexes like $[\text{Ru}(\text{bpy})_3]\text{Cl}_2$ and *fac*- $\text{Ir}(\text{ppy})_3$ have excited state reduction potentials of -0.81 V and -1.73 V *vs.* SCE, respectively. Substrate engagement is, therefore, limited to compounds with reduction potentials lower than the excited states of the Ru and

Ir based polypyridyl complexes. These complexes are unable to undergo efficient excited state quenching with unactivated bromoalkanes.

Recently, it has been shown that binuclear Au(I) phosphine complexes such as $[\text{Au}_2(\text{dppm})_2]\text{Cl}_2$ bear little aurophilic interaction at ground state but upon excitation, an Au–Au interaction is formed.²⁷ This interaction provides an open coordination site where association of haloalkanes may occur, leading to inner sphere photoinduced electron transfer (PET) upon generation of an exciplex between the photocatalyst and bromoalkane.²⁵ This phenomena allows the photocatalyst to activate bromoalkanes that have a larger reduction potential than the dimeric Au(I) complex, *vide supra*.

Initial screening of the reaction conditions were carried out with $[\text{Au}_2(\text{dppm})_2]\text{Cl}_2$ (2 mol%) as photocatalyst with a lepidine–TFA salt **5** along with bromocyclohexane in an array of solvents. To our delight, methanol was the optimal solvent, which upon concentrating to 0.5 M, allowed for quantitative conversion to the alkyl functionalized heteroarene product **6g** with irradiation from a UVA LED (365 nm). Further optimization increased the amount of catalyst to 5 mol% which allowed shorter irradiation times to reach reaction completion and showed promise for generality towards other substrates (see ESI† for details). Blank and control experiments show the reaction does not proceed in the absence of catalyst when irradiated or in the absence of light when catalyst is present. *fac*- $\text{Ir}(\text{ppy})_3$ was evaluated as an alternative photocatalyst for this transformation under similar conditions using the lepidine–TFA salt and 2-iodopropane. Upon application of this photocatalyst, limited success was observed as an $^*\text{Ir}^{\text{III}}/\text{Ir}^{\text{IV}}$ pathway may not have a sufficient redox potential to undergo quenching with iodoalkanes. Tertiary amines may be used to access an $\text{Ir}^{\text{II}}/\text{Ir}^{\text{III}}$ pathway with a larger redox potential but are not compatible under the described conditions (byproduct formation and reduction of alkyl radical intermediates).²⁸ However, with use of the binuclear gold(I) photocatalyst, 2-iodopropane was converted to **6j** quantitatively (see ESI† for details). This demonstrates that $[\text{Au}_2(\text{dppm})_2]\text{Cl}_2$ is the superior choice for this activation mode of unactivated haloalkanes in the direct alkylation of heteroarenes.

After the establishment of optimized conditions, a variety of bromoalkanes were screened (Table 1A). Direct alkylation of lepidine–TFA salt **5** with 1° bromoalkanes **1a–e** gave the target compounds **6a–e** in 32–77% yields. Using 2° and 3° bromoalkanes, the substituted lepidine compounds **6f–j** and **6k–o** were obtained in good to excellent yields. Remarkably, the addition of 1-bromoadamantane **1m** proceeded in 98% yield. The robustness of this C–H functionalization was further demonstrated in the gram scale preparation of **6g** in 90% yield.

We then focused our efforts upon investigating ring opening and ring forming reactions characteristic of radicals (Table 1B). As expected, the (bromomethyl)cyclopropane **1p** proceeded with a radical ring opening before heteroarene addition, giving **6p'** in 64% yield. (Bromomethyl)cyclobutane **1q** remained mostly unopened (87 : 13, 74%). 4-Bromopentene **1s** remained completely uncyclized while bromoalkenes **1r** and **1t** produced primary alkyl radicals that underwent 5-*exo trig* cyclization before heteroarene addition. As the chain length grew to 6 and 7

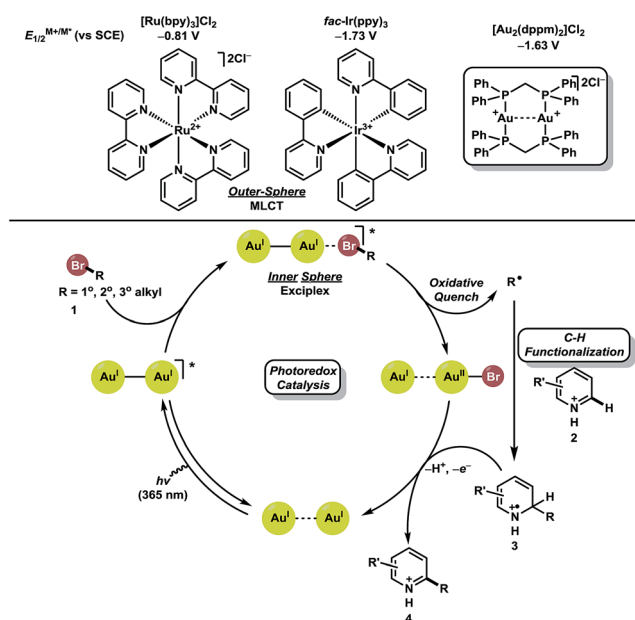
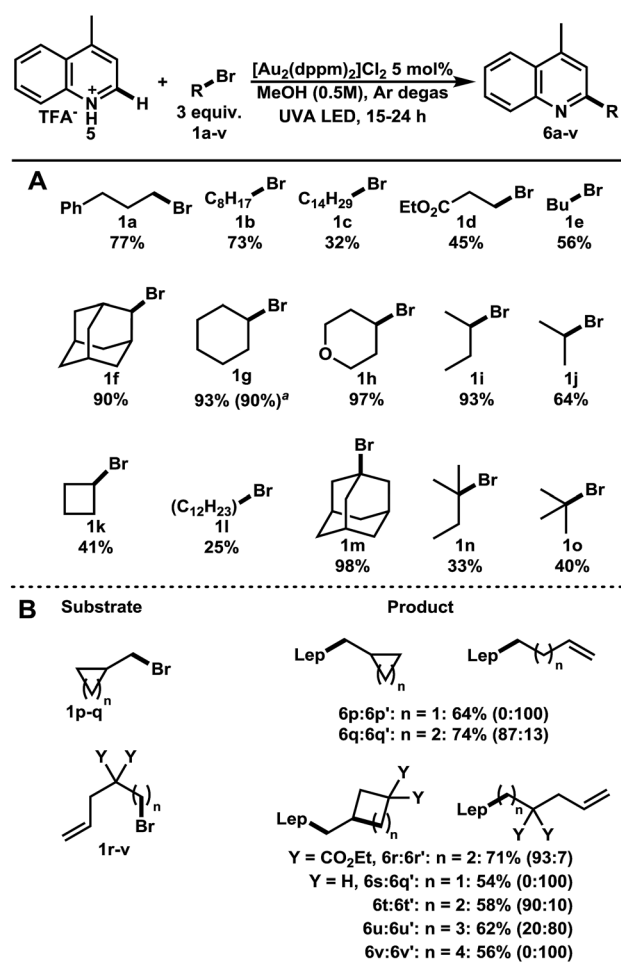


Fig. 2 Proposed mechanism of the direct C–H alkylation of heteroarenes.



Table 1 Substrate scope in the direct alkylation of lepidine^a

^a 1 gram scale of lepidine-TFA salt, 4 equiv. CyBr, 4 UVA LEDs, 48 h. TFA = trifluoroacetic acid; Lep = lepidinyl or (4-methylquinolin-2-yl).

carbon spacing, **1u** and **1v**, the ratio of cyclized to uncyclized product diminished, 20 : 80 and 0 : 100 respectively. Each of these additions proceeded in 54–71% yields. Bromoalkanes thus proved to have broad generality in the C–H alkylation of lepidine.

As outlined in Table 2, we evaluated the generality of the heterocyclic coupling partner under the optimized reaction conditions. Alkylation of quinaldine with bromocyclohexane and 1-bromo-3-phenylpropane afforded the corresponding products in a high level of efficacy, **8** and **9** in 86% and 84% yields, respectively (Table 2A). The scope of the reaction was further extended to 7-chloroquinaldine (**10**, 99%), isoquinoline (**11**, 66%) 2,4-lutidine (**12**, 60%), 2,6-lutidine (**13**, 66%), and 2,6-diphenylpyridine (**14**, 98%). 3-Methylbenzoxazole underwent smooth addition (**15**, 98%) with bromocyclohexane under basic condition (K₂HPO₄). These conditions were extended to methyl indole-3-carboxylate (**16**, 76%), benzoxazole (**19**, 55%), and benzothiazole (**20**, 90%). Under standard conditions, bromocyclohexane also coupled well with *N*-methylbenzimidazole (**17**, 80%) and

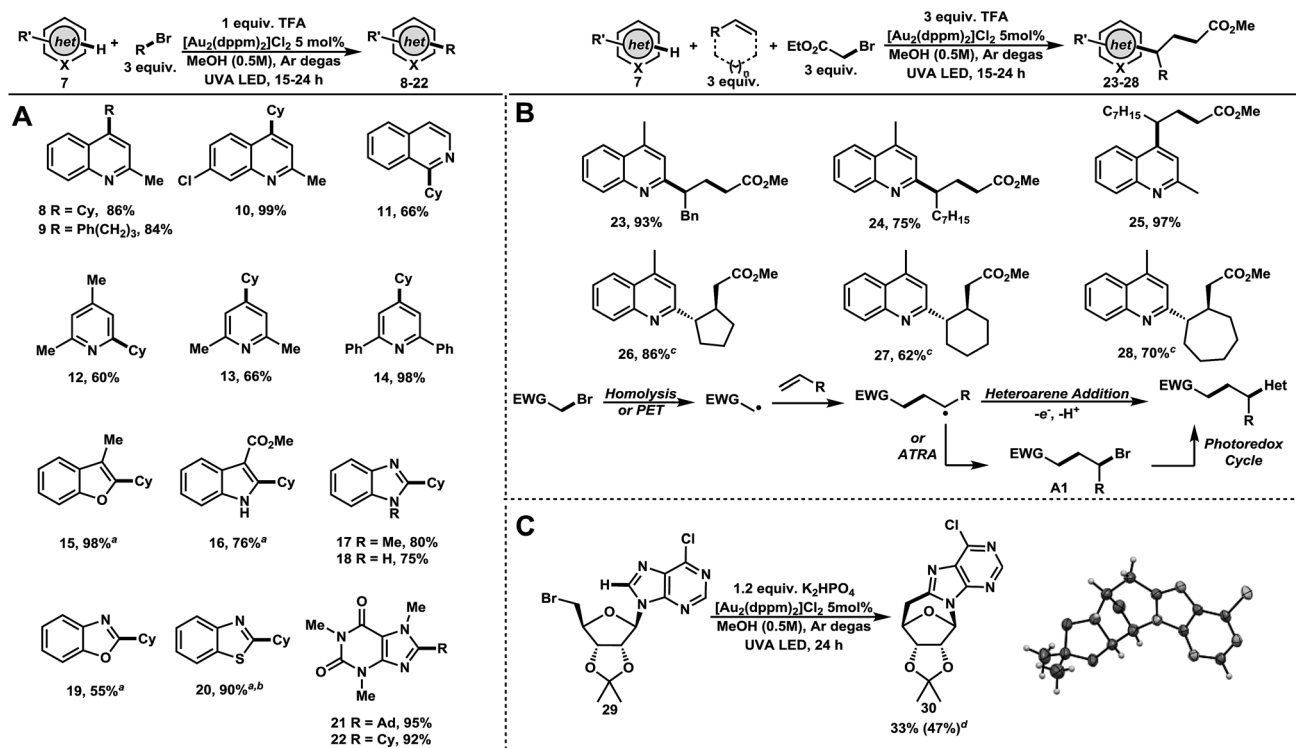
benzimidazole (**18**, 75%). Alkylation of caffeine with 1-bromoamantane and bromocyclohexane gave C–H functionalized products in excellent yields, **21** and **22** in 95% and 92% yield, respectively. Thus, a wide variety of heterocycles were shown to undergo high yielding C–H functionalization reactions with bromoalkanes, demonstrating the potential for late-stage functionalization of many scaffolds found in nature and drug design.

Next, we turned our attention to the generation of electrophilic radicals from activated α -bromoesters and their application to complex motif construction (Table 2B). Harnessing the electrophilicity of radicals generated from α -bromoester **7**, it was reasoned that a polarity reversal radical addition strategy as introduced by Minisci would allow this idea to be realized.²⁹ Addition of an electrophilic radical to electron deficient heteroarenes is not feasible on an electronic basis. Upon addition of an acceptor alkene, the electrophilic radical becomes nucleophilic; gaining access to the C–H functionalization chemistry developed herein. Controlling the chemoselectivity of 3-component reactions is notoriously difficult, especially when considering radical transformations. Using only ethyl bromoacetate with lepidine or quinaldine furnished no functionalized products. With added alkenes, lepidine underwent smooth C–H alkylation. Thus, allylbenzene (**23**, 93%) 1-nonene (**24**, 75%), cyclopentene (**26**, 86%), cyclohexene (**27**, 62%), and cycloheptene (**28**, 70%) gave addition products in good to excellent yields. Addition of 1-nonene with quinaldine provided the three-component adduct **25** in 97% yield. Atom transfer radical addition reactions (ATRA) are known to be fast and efficient chain processes with activated C–Br bonds.³⁰ UVA irradiation in the absence of the dimeric Au(I) photocatalyst did not produce the desired product. However, a small amount of product resulting from an ATRA pathway was observed (<10%). Also, an intramolecular example of a modified bromonucleoside **29** was amenable to addition under the described conditions, forming a surrogate version of a DNA lesion (**30**, 33% or 47% b.r.s.m.) (Table 2C). One can imagine the application of such a compound in the evaluation of its pharmacological properties in future studies. The successful cyclization of this sensitive and richly functionalized precursor is a testament to the mildness of these newly developed reaction conditions.

Finally, the product distribution obtained from the addition of bromoalkane **1q** to lepidine was utilized to determine the absolute rate constant of 1° radical addition to lepidine (**5**) (Fig. 3). In this experiment, the ratios between C–H functionalization products that remained unopened *versus* those that ring opened were measured under increasing concentrations of lepidine. The results show that the absolute rate constant of addition of primary alkyl radicals to lepidine is $8.0 \pm 1.3 \times 10^4 \text{ M}^{-1} \text{ s}^{-1}$. This is indicative of a free radical addition process and is comparable in rate to other known clocking studies used in heteroarene functionalization.³¹ This method could offer an alternative to photochemical radical clocking experiments using the pyridine-2-thione-*N*-oxycarbonyl (PTOC)-thiol method. The present method represents a significant improvement, since fewer synthetic steps are needed for substrate construction than PTOC esters. Furthermore, this new method produces clean results, whereas PTOC esters form many byproducts.³²



Table 2 Substrate scope in the direct alkylation of heteroarenes and polarity reversal radical additions



^a 1.2 equiv. K₂HPO₄ instead of TFA. ^b 0.6 mmol scale. ^c d.r. > 20 : 1. ^d Based on recovered starting material (31% recovered). TFA = trifluoroacetic acid; het = heteroaromatic; Ad = adamantyl; Cy = cyclohexyl.

Conclusions

In summary, a protocol for direct C-H alkylation of heteroarenes was achieved using photoredox catalysis as a mode of activation for unactivated bromoalkanes. Dimeric Au(I) complex, [Au₂(dppm)₂]Cl₂, served as an efficient photocatalyst for this transformation. The reaction showed robust generality in relation to the bromoalkanes and heteroarenes that were coupled in this operationally facile process. Alkyl radical polarity was also shown to play a vital role in coupling to electron deficient heteroarenes, exemplified by polarity reversal radical addition reactions. Further studies for the development of this process in the context of late-stage functionalization of medicinally important molecules are currently underway.[†]

Acknowledgements

We thank the Natural Sciences and Engineering Research Council (NSERC) for Accelerator, Discovery and CREATE grants to L. B. and the University of Ottawa for a University Research Chair to L. B. in support of this research. Acknowledgement is also made to the donors of the American Chemical Society Petroleum Research Fund for support of this research. T. M. thanks NSERC for a Ph. D. scholarship Alexander Graham Bell CGS-D. We thank Professors André Beauchemin and Derek Pratt (uOttawa) for valuable discussions.

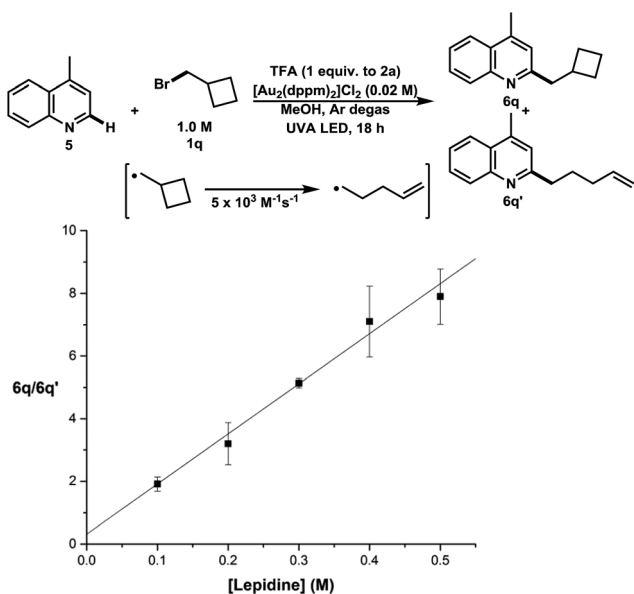


Fig. 3 Kinetic study of the absolute rate of alkyl radical addition to lepidine, ratio of unopened to opened methylcyclobutane addition vs. [lepidine] (M).

Notes and references

- 1 A. Juris, V. Balzani, F. Barigelletti, S. Campagna, P. Belser and A. von Zelewsky, *Coord. Chem. Rev.*, 1988, **84**, 85.
- 2 J. M. R. Narayanam and C. R. J. Stephenson, *Chem. Soc. Rev.*, 2011, **40**, 102.
- 3 C. K. Prier, D. A. Rankic and D. W. C. MacMillan, *Chem. Rev.*, 2013, **113**, 5322.
- 4 D. M. Schultz and T. P. Yoon, *Science*, 2014, **343**, 985.
- 5 D. A. Nicewicz and T. M. Nguyen, *ACS Catal.*, 2014, **4**, 355.
- 6 G. Ciamician, *Science*, 1912, **36**, 385.
- 7 V. Balzani, A. Credi and M. Venturi, *ChemSusChem*, 2008, **1**, 26.
- 8 *Radicals in Organic Synthesis*, ed. P. Renaud and M. P. Sibi, Wiley-VCH, Weinheim, 2001.
- 9 J. Wencel-Delord and F. Glorius, *Nat. Chem.*, 2013, **5**, 369.
- 10 K. Godula and D. Sames, *Science*, 2006, **312**, 67.
- 11 D. R. Stuart and K. Fagnou, *Science*, 2007, **316**, 1172.
- 12 F. Minisci, R. Bernardi, F. Bertini, R. Galli and M. Perchinnunmo, *Tetrahedron*, 1971, **27**, 3575.
- 13 For reviews on the Minisci reaction, see: (a) M. A. J. Duncun, *Med. Chem. Commun.*, 2011, **2**, 1135; (b) C. Punta and F. Minisci, *J. Heterocycl. Chem.*, 2008, **13**, 1; (c) F. Minisci, F. Fontana and E. Vismara, *J. Heterocycl. Chem.*, 1990, **27**, 79; (d) F. Minisci, A. Citterio and C. Giordano, *Acc. Chem. Res.*, 1983, **16**, 27; (e) F. Minisci, *Synthesis*, 1973, 1.
- 14 F. Minisci, E. Vismara, F. Fontana, G. Morini, M. Serravalle and C. Giordano, *J. Org. Chem.*, 1986, **51**, 4411.
- 15 O. Yamazaki, H. Togo, S. Matsubayashi and M. Yokoyama, *Tetrahedron Lett.*, 1988, **39**, 1921.
- 16 (a) I. B. Seiple, S. Su, R. A. Rodriguez, R. Gianatassio, Y. Fujiwara, A. L. Sobel and P. S. Baran, *J. Am. Chem. Soc.*, 2010, **132**, 13194; (b) G. Molander, V. Colombel and V. Braz, *Org. Lett.*, 2011, **13**, 1852.
- 17 (a) A. P. Antonchick and L. Burgmann, *Angew. Chem., Int. Ed.*, 2013, **125**, 3267; (b) L. Fang, L. Chen, J. Yu and L. Wang, *Eur. J. Org. Chem.*, 2015, 1910; (c) R.-J. Tang, L. Kang and L. Yang, *Adv. Synth. Catal.*, 2015, **357**, 2055; (d) S. Paul and J. Guin, *Chem.-Eur. J.*, 2015, **21**, 17618.
- 18 B. Xiao, Z.-J. Liu, L. Liu and Y. Fu, *J. Am. Chem. Soc.*, 2013, **135**, 616.
- 19 (a) D. A. DiRocco, K. Dykstra, S. Krska, P. Vachal, D. V. Conway and M. Tudge, *Angew. Chem., Int. Ed.*, 2014, **53**, 4802; (b) J. Jin and D. W. C. MacMillan, *Nature*, 2015, **525**, 87.
- 20 For methodology involving haloalkanes: (a) J. A. Murphy and M. S. Sherburn, *Tetrahedron Lett.*, 1990, **31**, 1625; (b) J. A. Murphy and M. S. Sherburn, *Tetrahedron*, 1991, **47**, 4077; (c) D. R. Artis, I.-S. Cho, S. Jaime-Figueroa and J. M. Muchowski, *J. Org. Chem.*, 1994, **59**, 2456; (d) H. Togo, R. Taguchi, K. Yamaguchi and M. Yokoyama, *J. Chem. Soc., Perkin Trans. 1*, 1995, 2135; (e) M. A. J. Duncun, M. A. Estiarte, R. J. Johnson, M. Cox, D. J. R. O'Mahony, W. T. Edwards and M. G. Kelly, *J. Org. Chem.*, 2009, **74**, 6354; (f) X. Wu, J. W. T. See, K. Xu, H. Hirao, J. Roger, J.-C. Hierse and J. Zhou, *Angew. Chem., Int. Ed.*, 2014, **53**, 13573; (g) L. He, K. Natte, J. Rabeah, C. Taeschler, H. Neumann, A. Brückner and M. Beller, *Angew. Chem., Int. Ed.*, 2015, **54**, 4320.
- 21 (a) Y. Ji, T. Brueckl, R. D. Baxter, Y. Fujiwara, I. B. Seiple, S. Su, D. G. Blackmond and P. S. Baran, *Proc. Natl. Acad. Sci. U. S. A.*, 2011, **108**, 14411; (b) Y. Fujiwara, J. A. Dixon, R. A. Rodriguez, R. D. Baxter, D. D. Dixon, M. R. Collins, D. G. Blackmond and P. S. Baran, *J. Am. Chem. Soc.*, 2012, **134**, 1494; (c) Y. Fujiwara, J. A. Dixon, F. O Hara, E. Daa Funder, D. D. Dixon, R. A. Rodriguez, R. D. Baxter, B. Herlé, N. Sach, M. R. Collins, Y. Ishihara and P. S. Baran, *Nature*, 2012, **492**, 95; (d) Q. Zhou, A. Ruffoni, R. Gianatassio, Y. Fujiwara, E. Sella, D. Shabat and P. S. Baran, *Angew. Chem., Int. Ed.*, 2013, **52**, 3949; (e) R. Gianatassio, S. Kawamura, C. L. Eprile, K. Foo, J. Ge, A. C. Burns, M. R. Collins and P. S. Baran, *Angew. Chem., Int. Ed.*, 2014, **53**, 9851.
- 22 (a) G. Revol, T. McCallum, G. Morin, F. Gagosz and L. Barriault, *Angew. Chem., Int. Ed.*, 2013, **52**, 13342; (b) T. McCallum, E. Slavko, M. Morin and L. Barriault, *Eur. J. Org. Chem.*, 2015, 81; (c) S. Kaldas, A. Canillo, T. McCallum and L. Barriault, *Org. Lett.*, 2015, **17**, 2864; (d) J. Xie, S. Shi, T. Zhang, N. Mehrkens, M. Rudolph and A. S. K. Hashmi, *Angew. Chem., Int. Ed.*, 2015, **54**, 6046; (e) F. Nzulu, S. Telitel, F. Stoffelbach, B. Graff, F. Marlet-Savary, J. Lalevée, L. Fensterbank, J.-P. Goddard and C. Ollivier, *Polym. Chem.*, 2015, **6**, 4605; (f) J. Xie, T. Zhang, F. Chen, N. Mehrkens, F. Rominger, M. Rudolf and A. S. K. Hashmi, *Angew. Chem., Int. Ed.*, 2016, **128**, 2987.
- 23 P.-K. Chow, G. Cheng, G. S. M. Tong, W.-P. To, W.-L. Kwong, K.-H. Low, C.-C. Kwok, C. Ma and C.-M. Che, *Angew. Chem., Int. Ed.*, 2015, **54**, 2084.
- 24 (a) I. Ghosh, T. Ghosh, J. I. Bardagi and B. König, *Science*, 2014, **346**, 725; (b) E. H. Discekici, N. J. Treat, S. O. Poelma, K. M. Mattson, Z. M. Hudson, Y. Luo, C. J. Hawker and J. Read de Alaniz, *Chem. Commun.*, 2015, **51**, 11705.
- 25 A. J. Fry and R. L. Krieger, *J. Org. Chem.*, 1976, **41**, 54.
- 26 C. D. McTiernan, M. Morin, T. McCallum, J. C. Scaiano and L. Barriault, *Catal. Sci. Technol.*, 2016, **6**, 201.
- 27 (a) C.-M. Che, H.-L. Kwong, V. W.-W. Yam and K.-C. Cho, *J. Chem. Soc., Chem. Commun.*, 1989, 885; (b) H.-L. Kwong, V. W.-W. Yam, D. D. Li and C.-M. Che, *J. Chem. Soc., Dalton Trans.*, 1992, 3325; (c) C. Ma, C. T.-L. Chan, W.-P. To, W.-M. Kwok and C.-M. Che, *Chem.-Eur. J.*, 2015, **21**, 13888.
- 28 (a) J. D. Nguyen, E. M. D'Amato, J. M. R. Narayanam and C. R. J. Stephenson, *Nat. Chem.*, 2012, **4**, 854; (b) H. Kim and C. Lee, *Angew. Chem., Int. Ed.*, 2012, **51**, 12303.
- 29 F. Antonietti, A. Mele, F. Minisci, C. Punta, F. Recupero and F. Fontana, *J. Fluorine Chem.*, 2004, **125**, 205.
- 30 M. S. Kharasch, P. S. Skell and P. Fisher, *J. Am. Chem. Soc.*, 1948, **70**, 1055.
- 31 A. Citterio, F. Minisci, O. Porta and G. Sesana, *J. Am. Chem. Soc.*, 1977, **99**, 7960.
- 32 For information on classical radical clocking experiments and determination of absolute rate constants: M. Newcomb, *Tetrahedron*, 1993, **49**, 1151.

