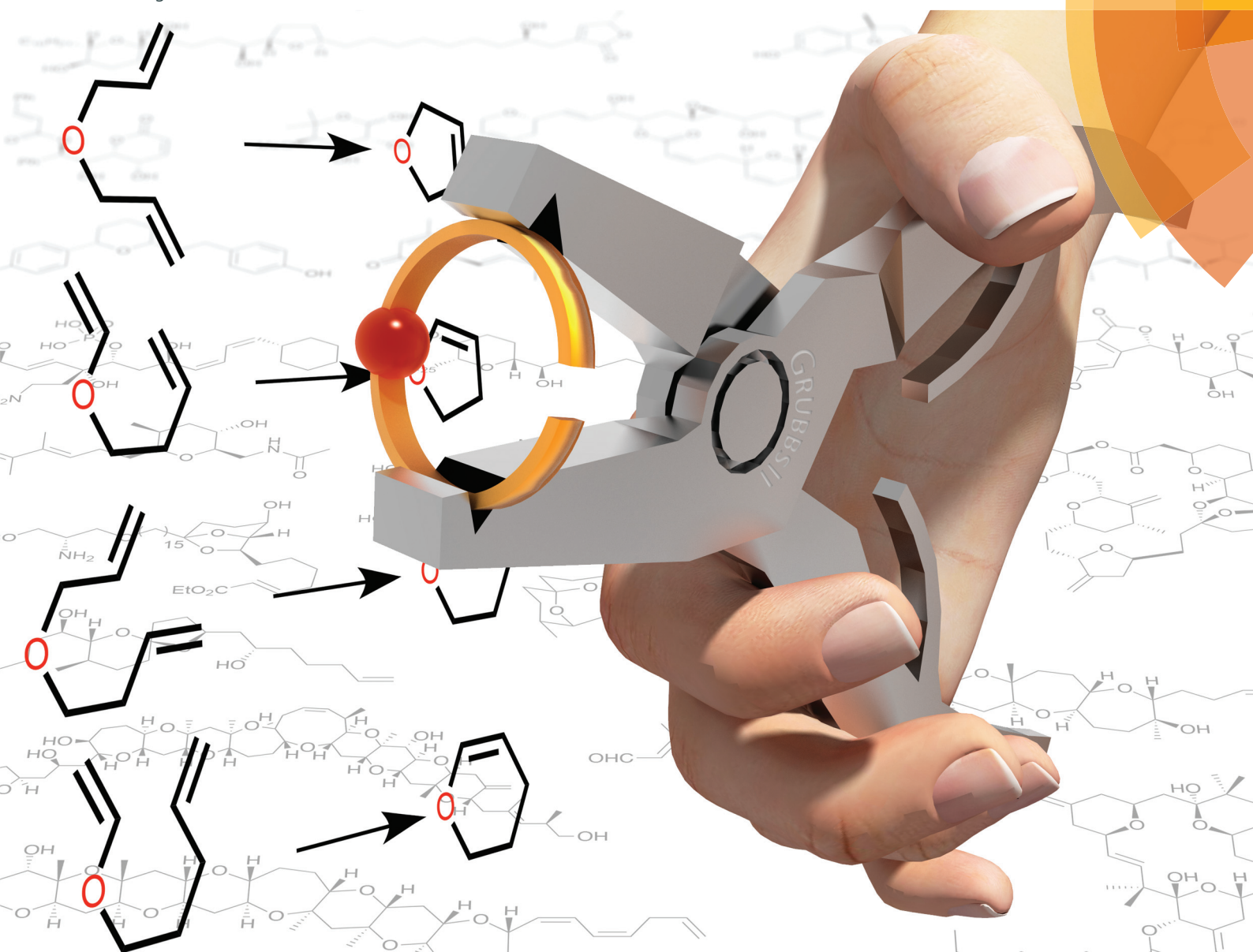


# Organic & Biomolecular Chemistry

www.rsc.org/obc



ISSN 1477-0520



ROYAL SOCIETY  
OF CHEMISTRY

## REVIEW ARTICLE

David M. Hodgson *et al.*

Recent applications in natural product synthesis of dihydrofuran and -pyran formation by ring-closing alkene metathesis

**175**  
YEARS



Cite this: *Org. Biomol. Chem.*, 2016, **14**, 5875

## Recent applications in natural product synthesis of dihydrofuran and -pyran formation by ring-closing alkene metathesis

Reece Jacques,† Ritashree Pal,† Nicholas A. Parker,† Claire E. Sear,† Peter W. Smith,† Aubert Ribaucourt and David M. Hodgson\*

Received 18th March 2016,  
Accepted 13th April 2016  
DOI: 10.1039/c6ob00593d

www.rsc.org/obc

In the past two decades, alkene metathesis has risen in prominence to become a significant synthetic strategy for alkene formation. Many total syntheses of natural products have used this transformation. We review the use, from 2003 to 2015, of ring-closing alkene metathesis (RCM) for the generation of dihydrofurans or -pyrans in natural product synthesis. The strategies used to assemble the RCM precursors and the subsequent use of the newly formed unsaturation will also be highlighted and placed in context.

### Introduction

The potential of metal complex-catalysed alkene metathesis as useful synthetic methodology began to be widely assimilated by organic chemists in the early 1990s. This followed the development and demonstrated utility of easy to handle and functional group-tolerant Ru catalysts.<sup>1,2</sup> The chemistry has proved especially convenient in carbo- and heterocyclic ring synthesis (Scheme 1). 5- and 6-membered oxacycles constitute important

heterocyclic motifs, found in a variety of bioactive natural products.<sup>3</sup> A significant number of total (or fragment) syntheses of such oxacycle-containing natural products have been reported using ring-closing alkene metathesis (RCM) as a key step, typically using Grubbs 1<sup>st</sup> or 2<sup>nd</sup> generation catalysts (**GI**, **GII**), or Hoveyda-Grubbs II catalyst (**HGII**).

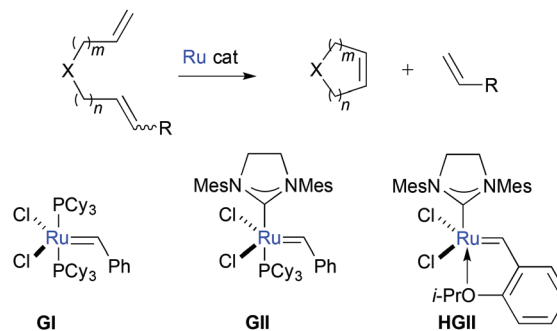
This review focuses on total, formal and fragment syntheses of natural products that possess 5- or 6-membered oxacycles, where a dihydrofuran (DHF) or dihydropyran (DHP) is formed by RCM (Scheme 1, X = O,  $m = 0, 1$ ;  $n = 1, 2, 3$ ). A critical overview is given. The aim is to provide the reader with an appreciation of the various ways that such RCM chemistry has been, and could be, employed as a key strategic element to facilitate target synthesis. RCM substrate assembly and post-RCM manipulations are also analysed. Direct formations of furanones and pyranones by RCM of unsaturated esters have recently been nicely reviewed in the context of natural product syntheses,<sup>4</sup> and are not further discussed here. In the current

Department of Chemistry, Chemistry Research Laboratory, University of Oxford, Mansfield Road, Oxford, OX1 3TA, UK. E-mail: david.hodgson@chem.ox.ac.uk  
†These authors contributed equally to this work.



From left to right, Reece Jacques, Ritashree Pal, Nicholas A. Parker, Claire E. Sear and Peter W. Smith

From left to right, Reece Jacques (MChem, University of Liverpool), Ritashree Pal (BSc, University of Calcutta, and MSc, Indian Institute of Technology Kharagpur), Nicholas A. Parker (MSci and BA, University of Cambridge), Claire E. Sear (MChem, University of Warwick) and Peter W. Smith (MSci, University of Glasgow) are all currently postgraduate students at the University of Oxford and part of the EPSRC Centre for Doctoral Training in Synthesis for Biology and Medicine.



Scheme 1 Ring-closing alkene metathesis (RCM) and Ru catalysts commonly used.

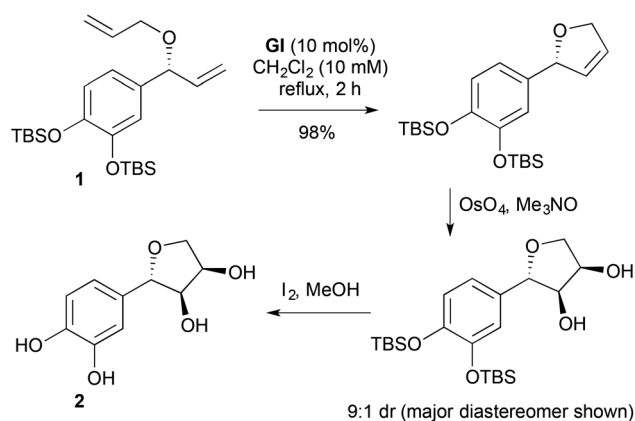


review, examples are grouped according to RCM product ring size and double bond position (2,5-DHF, 2,3-DHF, 3,6-DHP, 3,4-DHP sections); within the sections, similarly substituted systems, and the routes to them, are compared. Coverage is from mid-2003<sup>5</sup> to end-2015.<sup>6–8</sup>


### 2,5-Dihydrofurans

For 2-substituted-2,5-DHFs, RCM is a straightforward strategic disconnection, due to the ease of RCM substrate construction, typically by aldehyde *C*-vinylation–*O*-allylation. For example, the free-radical scavenger (–)-gloeosporiol (**2**) was accessed through RCM of an ether **1** available by *O*-allylation of the corresponding enzymatically-resolved benzylic alcohol (Scheme 2).<sup>9</sup> Subsequent diastereoselective dihydroxylation and desilylation completed the synthesis.

1,2-Reduction of an enone, then *O*-allylation delivers an alternative entry to metathesis substrates that lead to 2-substituted-2,5-DHFs. This strategy formed part of a stereochemically flexible approach to bis-THF containing acetogenins (Scheme 3),<sup>10</sup> where the enones (*e.g.*, **4**) were derived from regio- and stereo-selective [5 + 2] cycloaddition of *in situ* generated 3-oxidopyrylium (**3**) with alkene dipolarophiles. In these



Scheme 2 Synthesis of (–)-gloeosporiol (**2**).



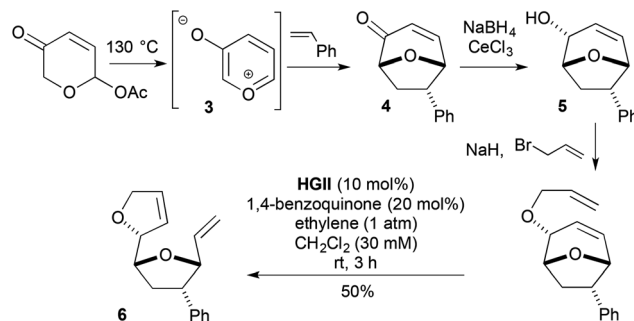
Aubert Ribaucourt

Aubert Ribaucourt (Diplôme D'ingénieur in Chemistry, National Institute of Applied Sciences of Rouen), is currently working as a DPhil student as part of the Oxford Innovative Organic Synthesis for Cancer Research programme, under the supervision of Prof D. M. Hodgson.



David M. Hodgson

David M. Hodgson (BSc, University of Bath, and PhD, University of Southampton, with Prof P. J. Parsons) was a lecturer at the University of Reading for five years before moving in 1995 to the University of Oxford, where he is now a Professor of Chemistry, with research interests broadly in the development of synthetic methods and their application in natural product synthesis.



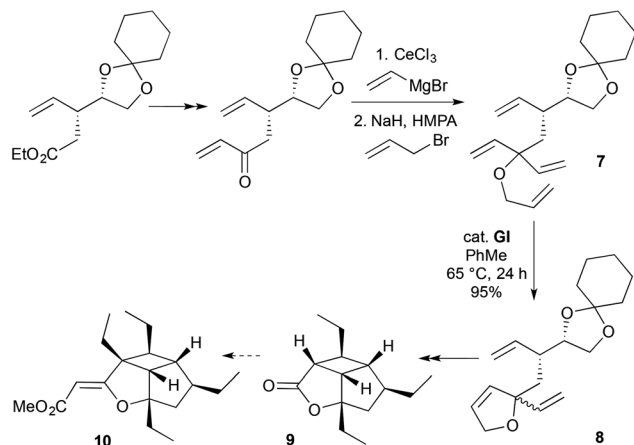
Scheme 3 Ring rearrangement metathesis (RRM) towards acetogenins.

cases, the 2-substituted-2,5-DHF **6** is produced through strain relief-driven ring rearrangement metathesis (RRM), and is carried out in the presence of 1,4-benzoquinone under an ethylene atmosphere. The quinone alleviates competitive allyl ether to 1-propenyl ether isomerisation, likely catalysed by Ru hydrides generated in the reaction. The ethylene promotes catalyst release following ring rearrangement. Mitsunobu inversion at the allylic alcohol **5** stage broadens the methodology to encompass stereochemically different acetogenin targets.

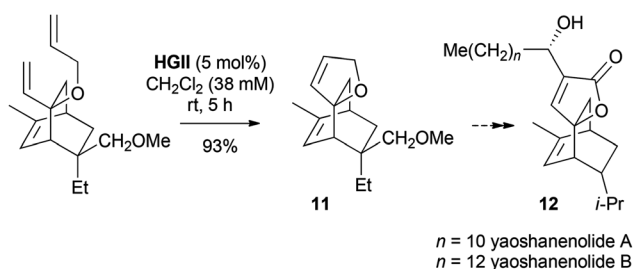
For 2,2-disubstituted-2,5-DHFs, ketone *C*-vinylation–*O*-allylation provides a convenient approach to RCM substrates. For example, the tricyclic core **9** of hippolachnin A (**10**) was recently synthesised from a *D*-mannitol-derived RCM substrate **7** made in this way (Scheme 4).<sup>11</sup> Metathesis using **GI** likely initiated at the least hindered terminal olefin of the tetraene **7**, with RCM occurring non-stereoselectively at the formally diastereotopic vinyl groups. Following acetamide manipulation, only one of the two diastereomeric 2,5-DHFs **8** subsequently underwent intramolecular [2 + 2] photocycloaddition. In principle, a chiral RCM catalyst<sup>12</sup> could induce stereoselectivity in the RCM step.

With cyclic ketones, *C*-vinylation–*O*-allylation followed by RCM leads to spiro-fused DHFs. In a model study, the tricyclic framework **11** of the cytotoxic yaoshanenolides **12** was completed in this fashion (Scheme 5).<sup>13,14</sup>



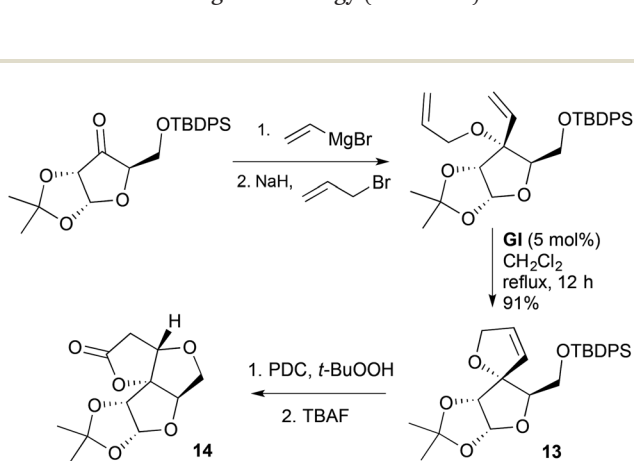
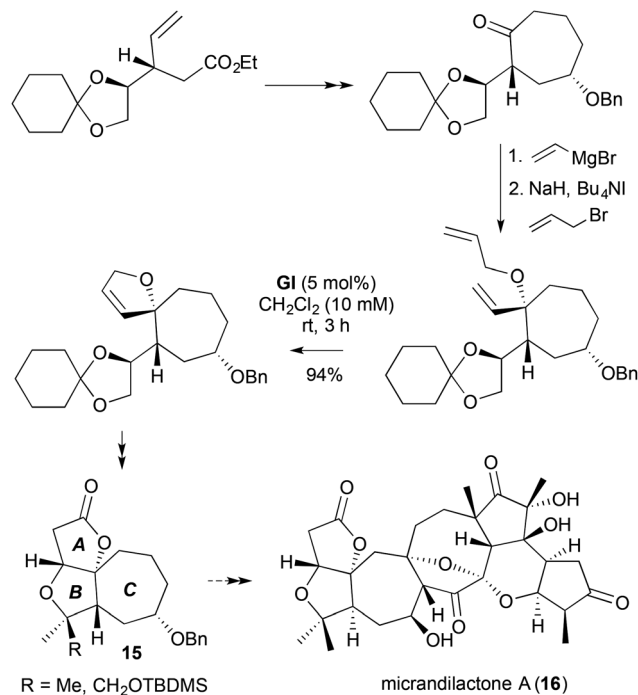


Scheme 4 Synthesis of the core of hippolachnin A (10).



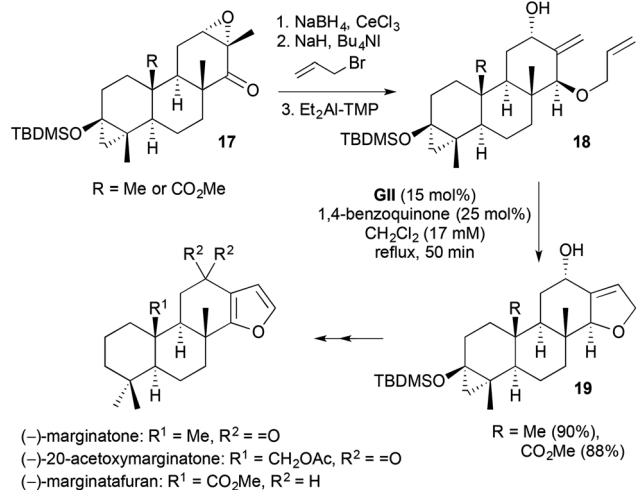
Scheme 5 Model studies towards yaoshanenolides A and B.

The strategy of *C*-vinylation-*O*-allylation followed by RCM has been applied in several instances to cyclic ketones bearing  $\alpha$ -hydroxymethyl functionality.<sup>15,16</sup> In such cases, subsequent allylic oxidation of the spiro-fused DHF 13 generates the corresponding furanone, which undergoes oxa-Michael addition; this provides a rapid entry to tricyclic systems containing the furo[3,2-*b*]furanone motif 14 (Scheme 6).<sup>17</sup> The ABC ring systems 15 of the nortriterpenoid anti-HIV agents micrandilactone A (16) and lacnifodilactone G were prepared from *D*-mannitol using this strategy (Scheme 7).<sup>18</sup>

Scheme 6 Synthesis of embedded furo[3,2-*b*]furanone in a trioxatriquinane.

Scheme 7 Synthesis of the ABC ring systems of micrandilactone A and lacnifodilactone G.

Direct access to 2,3-disubstituted-2,5-DHF's by RCM requires a 2,2-disubstituted-1-alkene in the substrate. Syntheses of the isospongian diterpenoids (-)-marginatafuran, (-)-marginatone and (-)-20-acetoxymarginatone used such an approach (Scheme 8).<sup>19</sup> Carvone-derived  $\alpha,\beta$ -epoxy ketones 17 underwent stereoselective reduction, then *O*-allylation and regioselective epoxidation to allylic alcohol isomerisation using diethyl aluminium-tetramethylpiperidide (TMP), to give the RCM precursors 18. Homodimerisation and allyloxy to enol ether isomerisation in the RCM step were suppressed by dilution and



Scheme 8 Synthesis of isospongian diterpenoids.

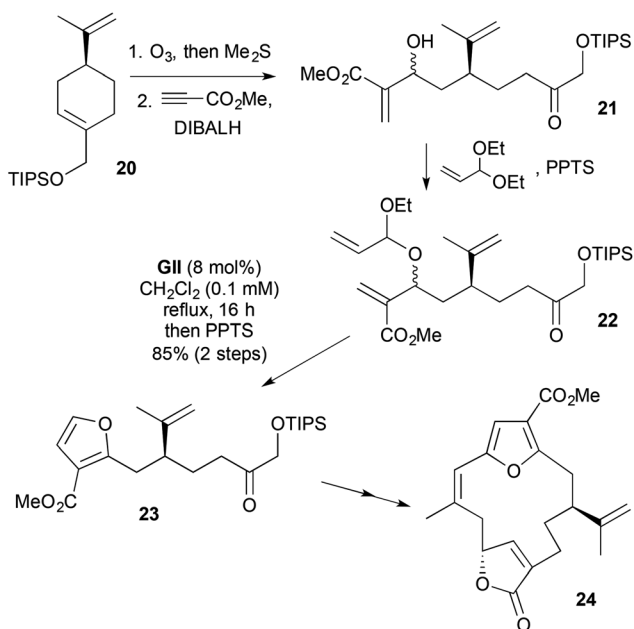


addition of 1,4-benzoquinone. Subsequent oxidation of the fused DHF **19** with DDQ gave the furan motif present in the natural products.

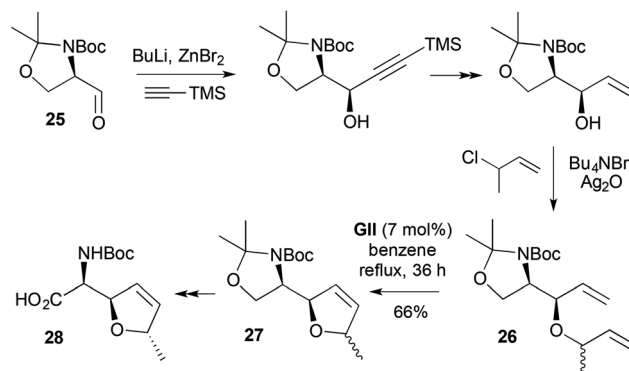
A synthesis of the furan cembranolide (–)-(Z)-deoxy-pukalide (**24**) involved generation of a transient 2,3,5-trisubstituted DHF by RCM (Scheme 9).<sup>20</sup> Selective ozonolysis of the trisubstituted alkene in the TIPS ether of (S)-perillyl alcohol **20**, followed by aldehyde selective addition of a vinyl alkene from methyl propiolate gave an allylic alcohol **21** (1 : 1 dr, mixture inconsequential). Acid-catalysed acetal exchange with acrolein diethyl acetal gave the RCM precursor **22**. RCM, initiating at the less-substituted terminal alkene, gave an  $\alpha$ -ethoxy-substituted DHF, which underwent acid-catalysed elimination of EtOH/aromatization; the resulting 2,3-disubstituted furan **23** was taken forward to the target macrocycle **24**.

A synthesis of the NBoc-protected  $\alpha$ -amino acid antibiotic (+)-furanomycin **28** (Scheme 10),<sup>21</sup> illustrates that the aldehyde C-vinylation–O-allylation RCM strategy can be extended to 2,5-disubstituted DHFs **27**. The RCM substrate **26** synthesis involved *syn*-selective alkylation of serine-derived Garner's aldehyde **25** and non-stereoselective O-allylation. After RCM, hydrolysis and oxidation gave NBoc-furanomycin **28**, along with its methyl epimer.

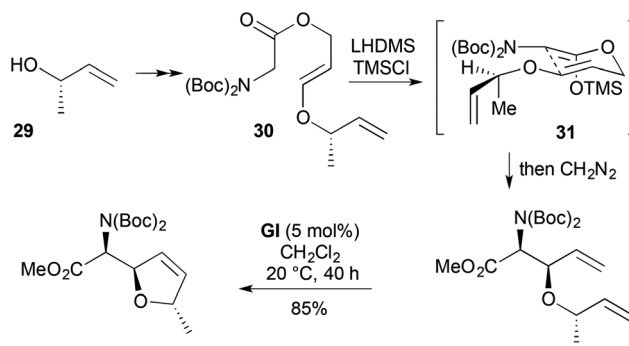
An alternative approach to a similar RCM substrate for furanomycin synthesis involved Ireland–Claisen rearrangement (Scheme 11).<sup>22</sup> Base-catalysed conjugate addition of (S)-but-3-en-2-ol (**29**) to methyl propiolate led to an allylic *E*-enol ester. DIBALH reduction gave the corresponding alcohol, which coupled with NBoc<sub>2</sub>-protected glycine to give the rearrangement substrate **30**. [3,3] Sigmatropic rearrangement of the Z-silyl ketene acetal **31** proceeded with complete relative stereocontrol for the two newly created stereocentres and



Scheme 9 Synthesis of (–)-(Z)-deoxy-pukalide (**24**).



Scheme 10 C-vinylation–O-allylation RCM strategy to NBoc-furanomycin **28**.



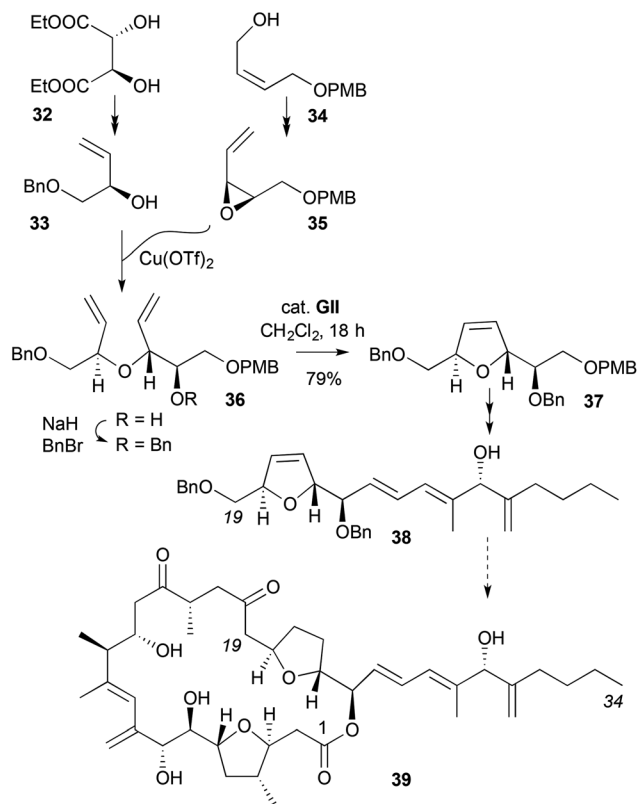
Scheme 11 Ireland–Claisen RCM strategy to furanomycin.

modest (72 : 28) stereocontrol relative to the pre-existing stereocentre.

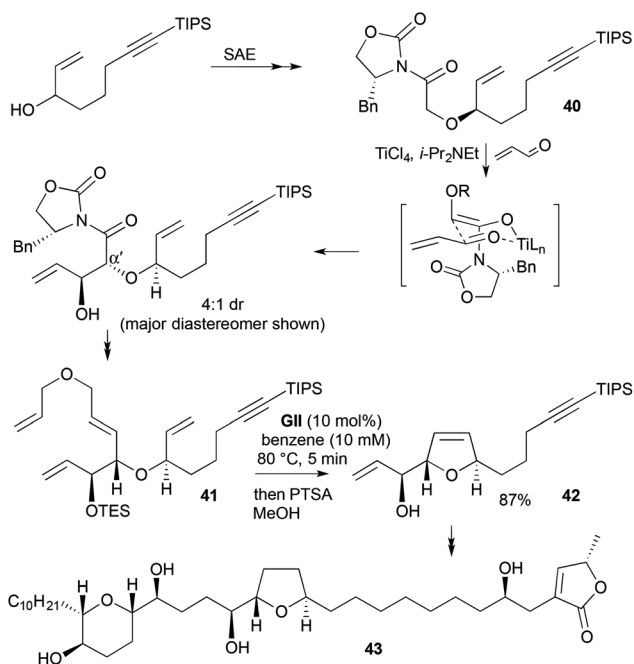
A synthesis of a 2,5-disubstituted DHF **37**, where the  $\alpha$ , $\alpha'$ -stereochemistry in the acyclic ether RCM precursor **36** is assembled with high stereocontrol, is found in studies to the C19–C34 segment **38** of the cytotoxic marine natural product amphidinolide C (**39**) (Scheme 12).<sup>23,24</sup> One of the stereocentres was developed from (+)-diethyl tartrate (**32**) as an enantiopure allylic alcohol **33**, while the other was generated *via* Sharpless asymmetric epoxidation (SAE, 92 : 8 er) on the mono PMB ether of *cis*-2-butene-1,4-diol **34**; the latter was inverted at the allylic position *via* Lewis acid-mediated opening of epoxide **35** by the allylic alcohol **33**.

A synthesis of the anticancer agent (–)-mucocin (**43**) involved construction of a 2,5-disubstituted DHF **42** by RCM, where stereochemistry is introduced onto an acyclic ether **41** prior to RCM (Scheme 13).<sup>25,26</sup> The first DHF stereocentre was generated *via* kinetic resolution using SAE. Subsequent O-alkylation with bromoacetic acid and introduction of Evans' auxiliary gave an *N*-glycolyl oxazolidinone **40**. A Lewis acid-catalysed *syn*-aldol reaction with acrolein generated the second ( $\alpha'$ ) stereocentre, as well as the adjacent hydroxyl stereocentre (destined to be exocyclic). Auxiliary removal and homologation provided the RCM substrate **41**, with an unsaturated tether that was found to be crucial in providing RCM selectivity. RCM





**Scheme 12** Stereocontrolled synthesis of C19–C34 segment of amphidinolide C.

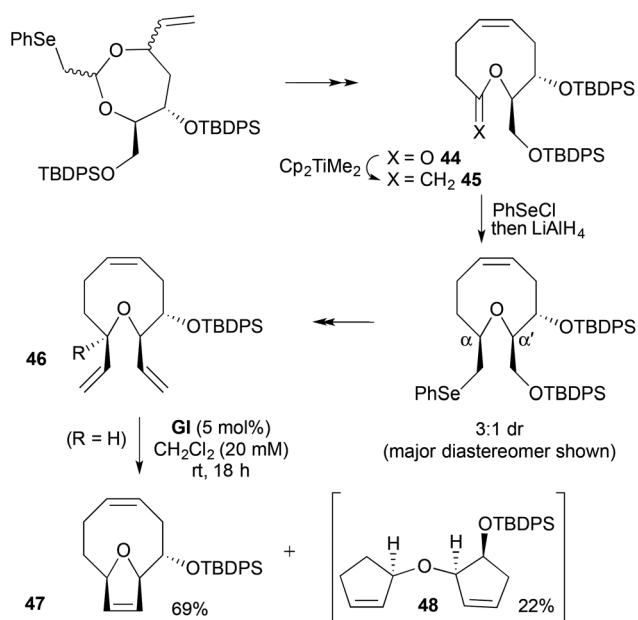


**Scheme 13** Synthesis of (–)-mucocin (**43**).

without the tether led to a mixture of desired DHF **42** and 2,5-DHP, due to the similar affinity of either terminal alkene for the catalyst. With the engineered tether, relay RCM occurs: the catalyst first reacts with the less-hindered, electronically activated terminal alkene, then liberates a molecule of 2,5-DHF, resulting in the metallocarbene at the desired position for selective 2,5-DHF formation. Three-fragment assembly of the mucocin skeleton was then achieved *via* cross-metathesis to install the tetrahydropyran section, followed by Sonogashira coupling to add the 2,5-dihydrofuranone. The tetrahydropyran portion was also made by RCM, and is discussed later in this review (Scheme 32). Completion of the synthesis was achieved by mild hydrogenation of the connecting unsaturated double bond using diimide.

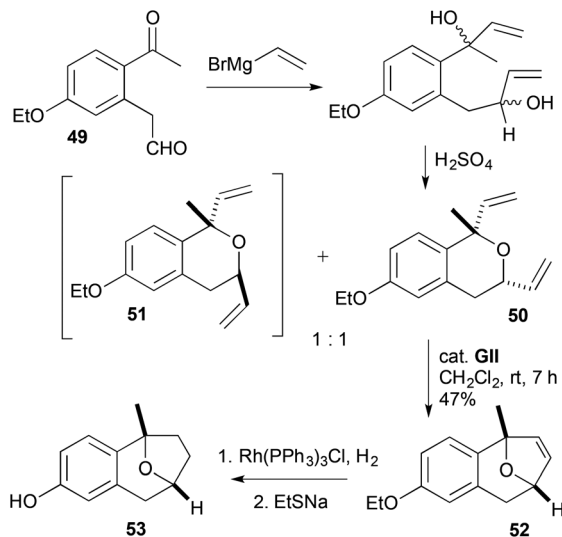
RCM has been used to generate bridged/2,5-substituted DHFs from cyclic ethers bearing vinyl groups at the  $\alpha$ - and  $\alpha'$ -positions. A simplified analogue **47** of the anti-mitotic diterpenoid eleutherobin was constructed in this fashion (Scheme 14).<sup>27</sup> Claisen rearrangement of a 2-deoxy-D-ribose derivative gave a 9-membered lactone **44**. 3 : 1 dr At the  $\alpha$ -,  $\alpha'$ -positions was generated through chloroselenation–reductive dechlorination of the methylenated lactone **45**. RCM using **GI** on the derived divinyl ether **46** of the major diastereomer gave a mixture of the desired bridged DHF **47** (69%) and a bis-cyclopentenyl ether **48** (22%) from RRM; the more active **GII** gave more of the RRM product **48**. Formation of the latter was avoided by temporary epoxidation of the *cis* double bond in the 9-membered ring; deoxygenation was effected after RCM using  $\text{WCl}_6$  and BuLi. A related potential RCM substrate **46** ( $\text{R} = \text{OMe}$ ) failed to undergo RCM, likely due to steric hindrance.

RCM was used to make a DHF **52** present in the smaller bridged framework of bruguierol A (**53**) (Scheme 15).<sup>28</sup> *O*-Ethylation and homologation of 3-hydroxybenzaldehyde was



**Scheme 14** Synthesis of an eleutherobin analogue.





Scheme 15 Synthesis of (±)-bruguierol A (53).

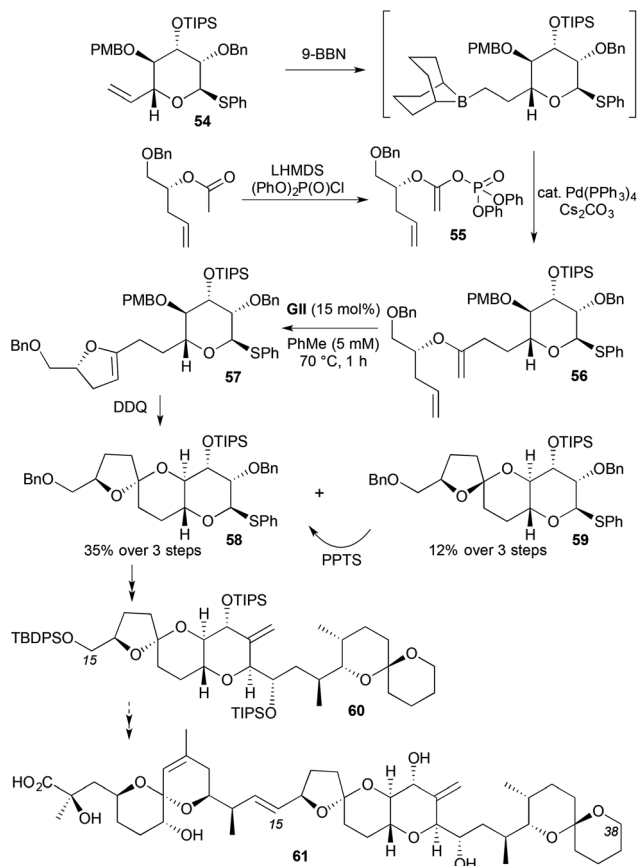
followed by Friedel–Crafts acylation to give a ketoaldehyde **49**. Double vinylation and acid-catalysed dehydrative cyclisation gave an inseparable 1:1 mixture of diastereomeric divinyl ethers **50** and **51**, but only the *cis*-divinyl system **50** underwent reaction with **GII**, to give the bridged DHF **52**. Hydrogenation of the alkene, followed by de-ethylation gave (±)-bruguierol A (**53**).

### 2,3-Dihydrofurans

The enol ether character of 2,3-DHFs (and 3,4-DHPs) leads to application in spiroketal synthesis, by cyclisation of a hydroxyl-bearing tether at the 5-position. Direct access to 2,3-DHFs through RCM requires an acyclic enol ether of a homoallylic alcohol as the precursor. A convergent strategy involving this approach was described to the C15–C38 fragment **60** of the protein phosphatase (PP1 and PP2A) inhibitor okadaic acid (**61**) (Scheme 16).<sup>29</sup> Regioselective hydroboration of a terminal alkene **54**, followed by immediate Suzuki coupling with an unsaturated ester-derived enol phosphate **55** gave an enol ether **56** that was used directly in RCM; potential intramolecular Heck-type chemistry of the enol phosphate was not a complicating issue. DDQ-induced PMB deprotection on the resulting acid-sensitive crude DHF **57** led to spontaneous spirocyclisation, giving a ~3:1 diastereomeric mixture of spiroketals **58** and **59**. The undesired minor diastereomer **59** could be equilibrated under acidic conditions to provide more of desired spiroketal **58** (71%). DHF **57** was originally planned to come from Suzuki coupling of a lactone-derived enol phosphate, avoiding an RCM step; however, the cyclic enol phosphate was found to readily hydrolyse back to the lactone.

### 3,6-Dihydro-2H-pyrans

Between 2003 and 2015, there were over 30 reported applications of RCM generating 3,6-DHPs in natural product synthesis. Allylation of homoallylic alcohols is a popular approach

Scheme 16 RCM-spiroketalisation approach to okadaic acid (**61**).

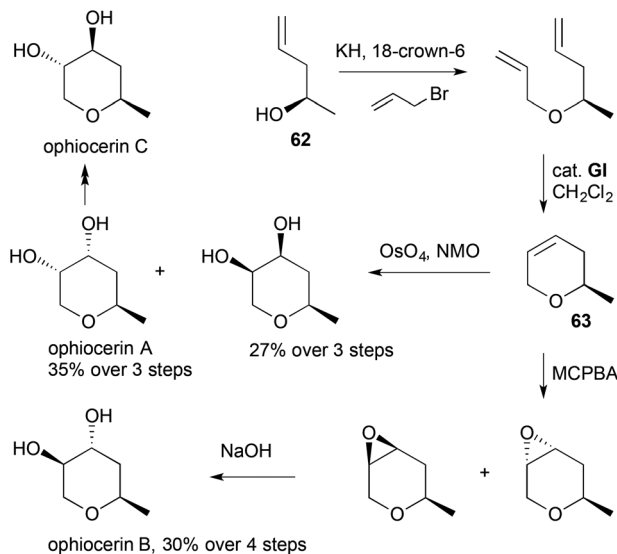
to the RCM substrates, with a variety of methods being used to access the homoallylic alcohols, depending on the required substitution pattern. For example, 2-methyl-3,6-DHP (**63**), prepared by RCM from allylated (*R*)-4-penten-2-ol (**62**), provided divergent access to ophiocerins A–C (Scheme 17).<sup>30</sup>

*Anti* C-allylation of *D*-mannitol-derived isopropylidene glyceraldehyde **64**, followed by *O*-allylation, isopropylidene cleavage and RCM, gave protected 2-hydroxymethyl-3,6-DHPs (e.g., **65**) that have been used in pyrano-fused pyrazine synthesis<sup>31</sup> (e.g., Scheme 18<sup>31b</sup>). The corresponding epoxide of the RCM product underwent ring-opening with azide, then oxidation to give an azido ketone **66**. Reduction of the azide **66** to the amine led to dehydrative dimerisation–aromatisation in the presence of air, to give (*S,S*)-palythazine (**67**).

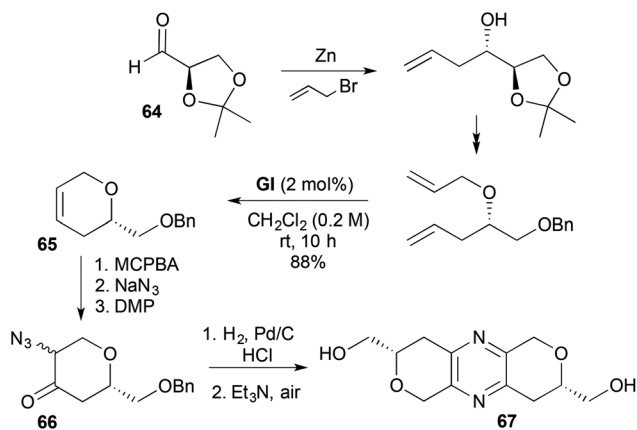
RCM of the allyl alcohol–butadiene monoepoxide addition product **68**, to give 3-hydroxy-3,6-DHP (**69**), was involved in the preferred route to the corresponding pyranone **70** that was used in a synthesis of the pyranonaphthoquinone pentalongin (**71**) (Scheme 19).<sup>32</sup> Prior syntheses of the pyranone **70** used vinyl stannane-unsaturated acid chloride Pd-catalysed coupling and subsequent RCM (17%), or a Hg(II)-mediated ring-closure from an alkyne (21%).

A 2,3-disubstituted-3,6-DHP **74** was made by RCM in a synthesis of the styryl-lactone (+)-howiionol (**75**) (Scheme 20).<sup>33</sup> Deacetalisation of a glucose derivative **72** gave a hemiacetal

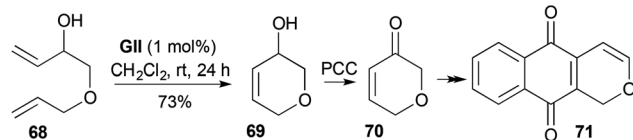




Scheme 17 Synthesis of ophiocerin A-C.



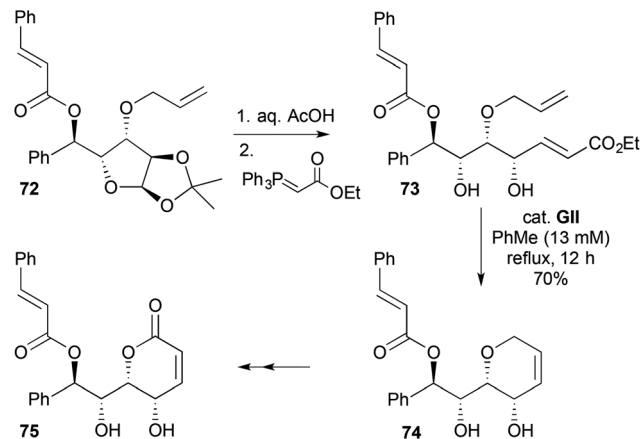
Scheme 18 Synthesis of (S,S)-palythazine (67).



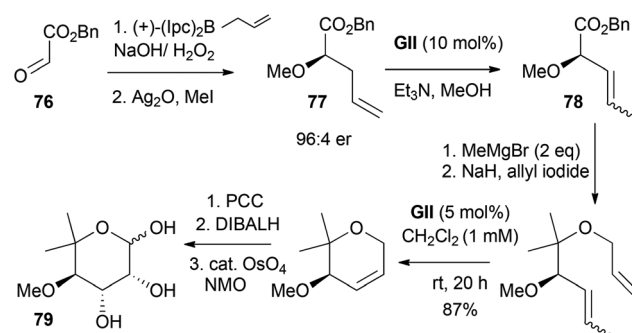
Scheme 19 Synthesis of pentalongin (71).

that underwent olefination with a stabilised Wittig reagent, to give the RCM substrate 73. Following RCM, diol protection using 2,2-dimethoxypropane, then PDC-induced allylic oxidation and finally acetone removal gave (+)-howiionol (75).

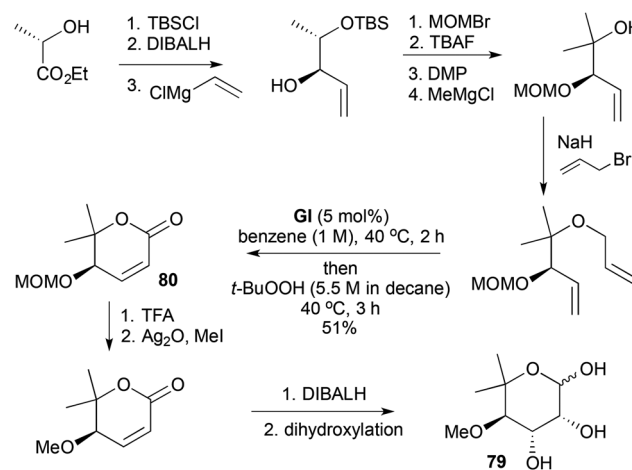
Two syntheses of L-(+)-noviose (79), the sugar component of the anticancer agent novobiocin, involve formation of 2,2,3-trisubstituted-3,6-DHPs by RCM (Schemes 21 and 22). In the first approach (Scheme 21),<sup>34</sup> key steps to the RCM substrate are asymmetric Brown allylation of benzyl glyoxylate (76), and terminal alkene isomerisation to the 2-propenyl equivalent



Scheme 20 Synthesis of (+)-howiionol (75).



Scheme 21 Synthesis of L-(+)-noviose (79) from benzyl glyoxylate.



Scheme 22 Synthesis of L-(+)-noviose (79) from ethyl S-lactate.

using GII (77 → 78); a Ru-H is the likely active catalytic species, formed *in situ* from heating GII in reagent grade methanol. After RCM, noviose (79) was obtained by allylic oxidation to the pyranone, 1,2-reduction and dihydroxylation. Compared with earlier carbohydrate-based syntheses, triol generation at the end avoided hydroxyl group protection/deprotection manipulations.

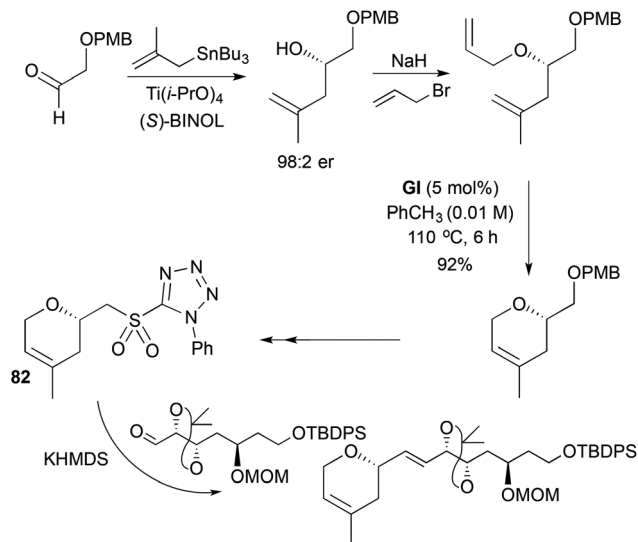




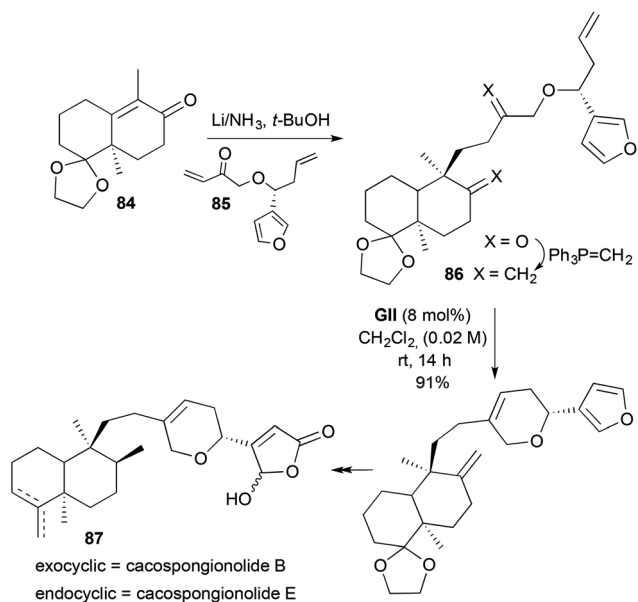
The second synthesis of 1-(+)-noviose (79) uses diastereoselective (90 : 10 dr) vinylation of a lactic acid-derived aldehyde to introduce the methoxy-bearing stereocentre (Scheme 22).<sup>35</sup> RCM with **GI** is followed by addition of *t*-BuOOH and conversion to a pyranone **80** in a one-pot procedure; the hydroperoxide converts **GI** into a catalyst for allylic oxidation. Subsequent MOM deprotection and methylation intersects with the earlier synthesis.

Two approaches to the microtubule-stabilising agent laulimalide (**83**) use RCM to make the 2,4-disubstituted-3,6-DHP that is attached to the macrocyclic lactone (Schemes 23 and 24). Both studies apply Julia-Kociński olefination chemistry from the same DHP-containing sulfone **82** to extend the 2-substitution, where the sulfone-stabilised anion does not cleave the DHP by  $\beta$ -elimination. In the first synthesis (Scheme 23),<sup>36</sup> access to the DHP sulfone **82** for aldehyde olefination begins with a Mitsunobu reaction on (*R*)-glycidol using a tetrazole thiol. This was followed by terminal epoxide opening with isopropenyl copper, Pd-catalysed allylation of the zinc alkoxide, oxidation to the sulfone **81** and RCM. In the second approach, the DHP stereocentre is installed by aldehyde methallylation under Keck conditions, followed by Williamson etherification (Scheme 24).<sup>37</sup> The resulting diallyl ether was elaborated to the DHP sulfone **82** either by performing RCM prior to tetrazole formation (as shown; **GI** sufficed in this case), or by PMB ether conversion using Mitsunobu chemistry to the same RCM sulfone substrate **81** shown in Scheme 23.

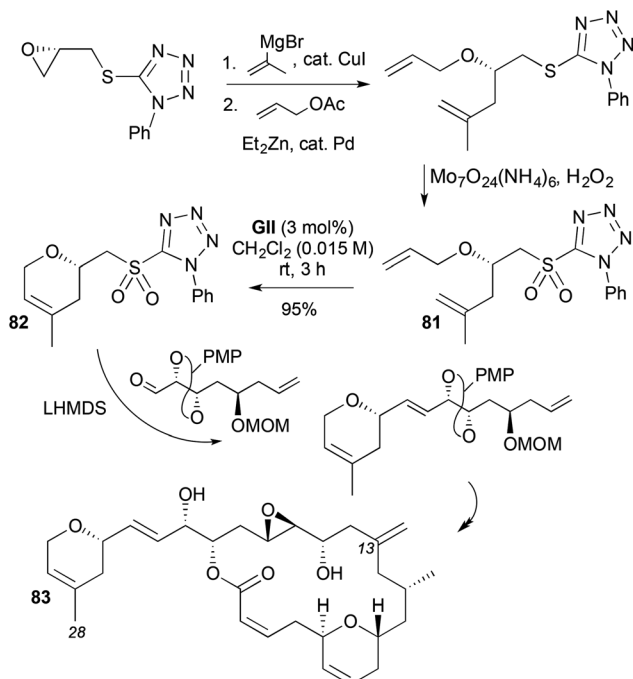
The 2,5-disubstituted-3,6-DHP found in the marine sponge metabolites cacospongionolides B and E **87** has been prepared by RCM (Scheme 25).<sup>38</sup> The unsaturated decalone portion **84** of the natural products, prepared by asymmetric Robinson



Scheme 24 Synthesis of C13–C28 portion of laulimalide.



Scheme 25 Syntheses of cacospongionolides B and E.

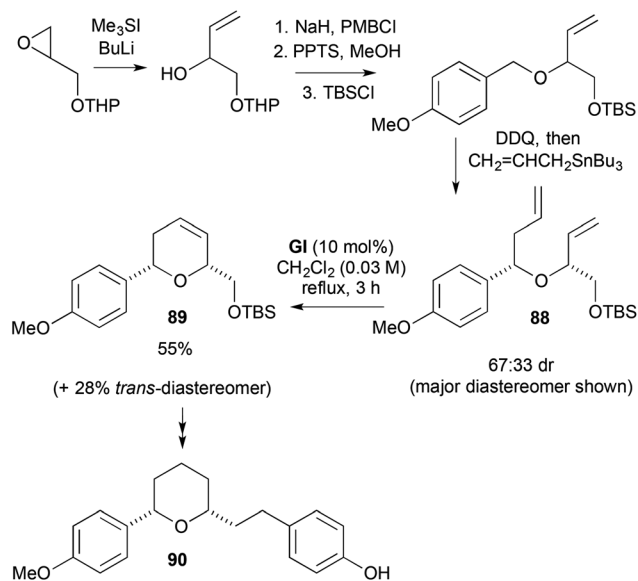


Scheme 23 Synthesis of laulimalide (**83**).

annulation of 2-methylcyclohexane-1,3-dione and ethyl vinyl ketone, underwent reductive conjugate addition to an enone **85** (available from Brown asymmetric allylboration of 3-furfural), followed by double ketone Wittig methylenations to generate the RCM substrate **86**. Exposure of this triene **86** to **GII** led to RCM, likely initiated at the less-hindered terminal olefin, and completed the carbon skeleton of the natural products.

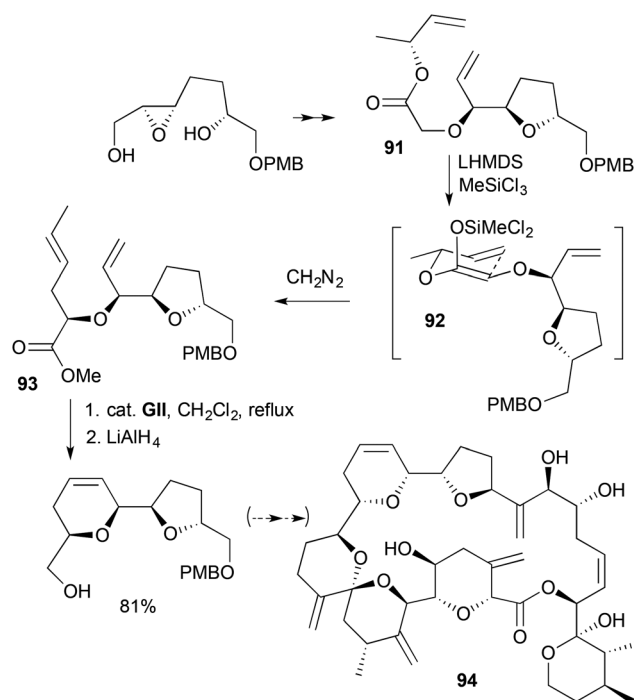
A modestly diastereoselective DDQ-mediated oxidative allylation was used to make the allylic-homomoallylic ether RCM substrate **88** in a synthesis of the 2,6-*cis*-disubstituted tetrahydropyran core **89** of ( $\pm$ )-centrolobine (**90**) (Scheme 26).<sup>39</sup>





Scheme 26 Synthesis of centrolobine (90).

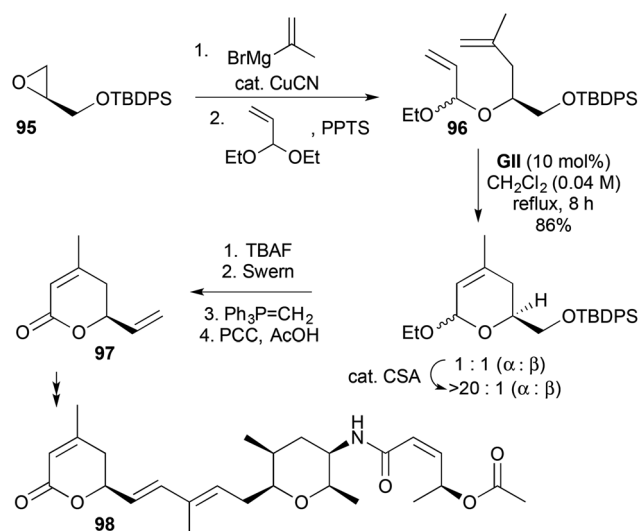
A *cis*-2,6-disubstituted-3,6-DHP was made by RCM during studies on the configuration of the antifungal goniiodomin A (94) (Scheme 27).<sup>40</sup> Two chiral alcohols were connected using bromoacetic acid. The resulting glycolate ether 91 gave the RCM substrate 93 following Ireland–Claisen rearrangement through the methylchlorosilyl ketene acetal 92; use of less reactive  $\text{TMSCl}$  gave significant by-product due to [2,3] Wittig rearrangement.



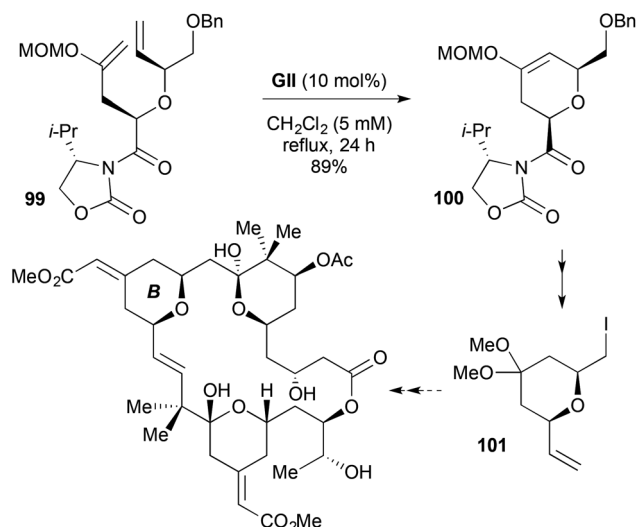
Scheme 27 Studies towards goniiodomin A (94).

2,6-Disubstituted-3,6-DHPs bearing further substitution at the 4- or 5-positions have been accessed for natural product synthesis using RCM of more substituted alkenes (Schemes 28–30). In the synthesis of spliceostatin E (98), isopropenyl-copper-induced regioselective ring-opening of an epoxide 95, followed by acid-catalysed acetal exchange with acrolein diethyl acetal gave the RCM substrate 96 (Scheme 28).<sup>41</sup> Cross-metathesis was used to develop the pyranone 97 derived from RCM to the natural product 98.

In an approach to a bryostatin B-ring building block 101, RCM involving a MOM enol ether as one of the reacting alkenes was used to form a *cis*-2,6-disubstituted-3,6-DHP 100 (Scheme 29).<sup>42</sup> The RCM substrate 99 was prepared by diastereoselective allylation of the enolate of an *N*-glycolyl oxazolidinone.

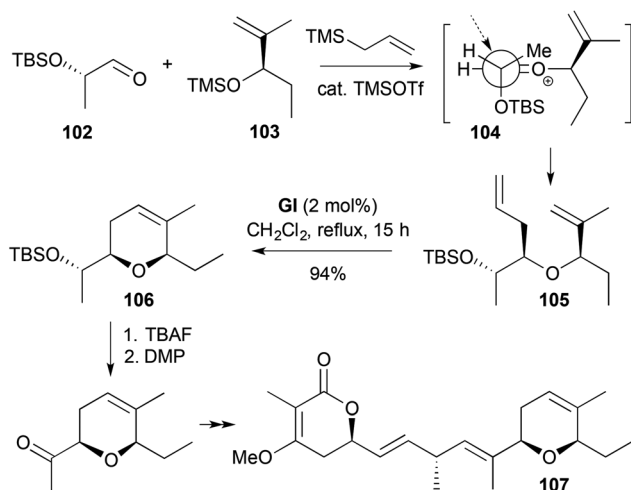


Scheme 28 Synthesis of spliceostatin E (98).



Scheme 29 Studies towards bryostatin 11.

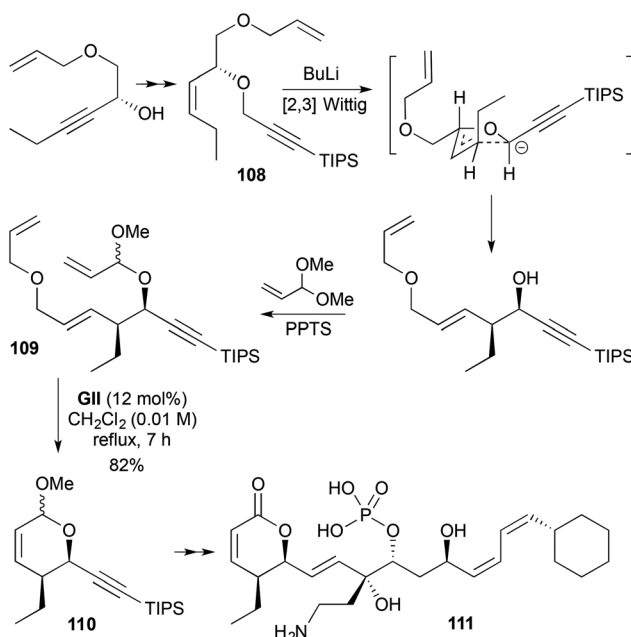




Scheme 30 Synthesis of jerangolid D (107).

A 2,5,6-trisubstituted-3,6-DHP formed by RCM requires alkene substitution on the allylic part of the allylic-homoallylic ether RCM substrate (*e.g.*, 105, Scheme 30).<sup>43</sup> In this synthesis of jerangolid D (107), TMSOTf-catalysed three-component coupling gave an acyclic ether 105 for *cis*-2,6-disubstituted-3,6-DHP 106 formation by RCM. The required ether 105 was generated by completely diastereoselective allylation of the oxonium species from the aldehyde 102 and TMS ether 103, with the sense of asymmetric induction being rationalised through a Felkin-Anh transition state 104.

The use of RCM to produce 2,3,6-trisubstituted-3,6-DHPs requires assembly of a RCM substrate containing up to 3 stereocentres. In a synthesis of the protein phosphatase 2A inhibitor phoslactomycin B (111) (Scheme 31),<sup>44,45</sup> the



Scheme 31 Synthesis of phoslactomycin B (111).

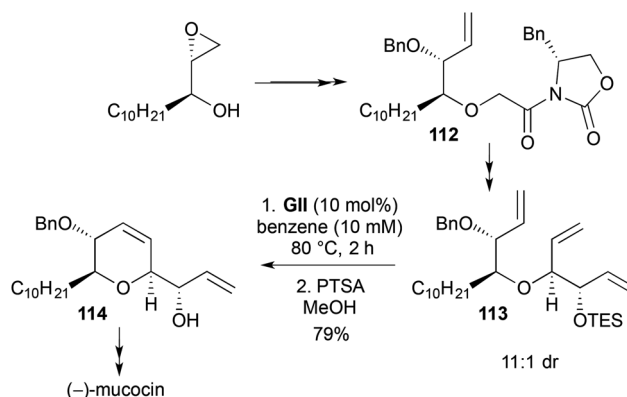
required 2,3-stereochemistry was set by a [2,3] Wittig rearrangement (*dr* > 96 : 4), where the rearrangement precursor 108 came from Noyori catalytic asymmetric reduction of an ynone (91 : 9 *er*). Subsequent transacetalisation with acrolein dimethyl acetal gave the RCM substrate 109. Relay RCM using GI gave a DHP 110 as an inconsequential 1 : 1 epimeric mixture. The corresponding acrylate was originally studied in the relay RCM step; however, this transformation was found to be difficult. Relay RCM was used in this synthesis to direct initiation, potentially avoiding enyne metathesis.

As mentioned earlier, in a synthesis of (–)-mucocin (43) both DHF 42 (Scheme 13) and DHP 114 (Scheme 32) rings were generated using RCM steps.<sup>25</sup> Similarly to the DHF RCM precursor synthesis (Scheme 13), the 2,3,6-trisubstituted-3,6-DHP precursor 113 was stereoselectively accessed through a titanium enolate-mediated *syn*-aldol reaction of a *N*-glycolyl oxazolidinone 112 with acrolein.

In the RCM step described above (Scheme 32), non-productive (reversible) metathesis might be considered to be occurring at the allylic silyl ether site, with 4- or 7-membered ring formation not being favoured. However, with a related substrate 115 in a synthesis of the C13–C34 fragment of (–)-mucocin (Scheme 33),<sup>46</sup> an allylic silyl ether was also unaffected during RCM, but the corresponding allylic alcohol gave 1 : 1 mixture of dihydropyran 116 and a cyclooctene 117. These results show the lower propensity of allylic silyl ethers to engage in metathesis.

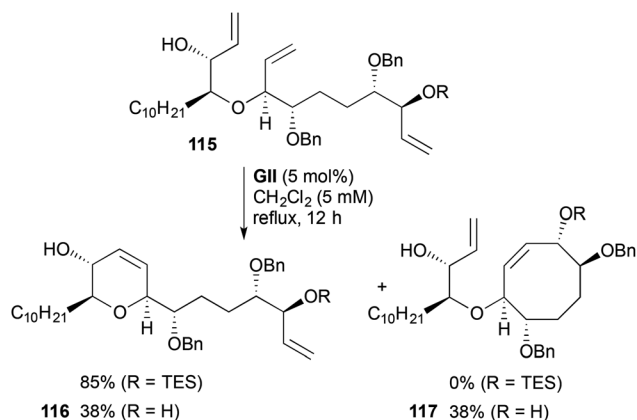
A synthesis of pyranicin (120) involved RCM to generate a 2,3,6-trisubstituted-3,6-DHP 119 (Scheme 34).<sup>47</sup> The RCM substrate 118 was prepared *via* a double Evans chiral auxiliary approach. The RCM product 119 underwent cross-metathesis using HGII to give a triene. While RCM was used to form the DHP ring, the newly formed double bond was not required in the product and it, along with the exocyclic alkene from the cross-metathesis, were hydrogenated using diimide; subsequent alcohol deprotections gave pyranicin (120).

(–)-Brevisamide (123) contains a 2,3,5,6-tetrasubstituted tetrahydropyran that has been accessed in a stereocontrolled manner (Scheme 35).<sup>48</sup> A SAE-derived allylic alcohol 121 was extended with bromoacetic acid to give an *N*-glycolyl oxazolidi-

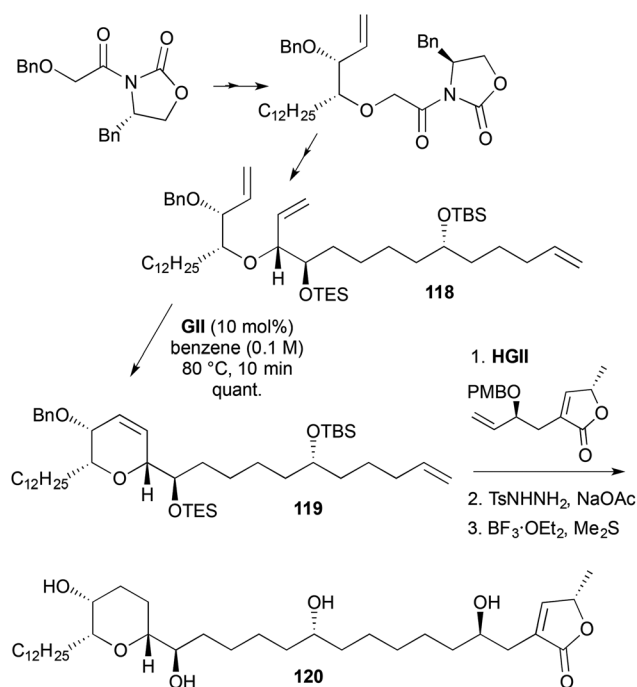


Scheme 32 Synthesis of a DHP in total synthesis of (–)-mucocin.

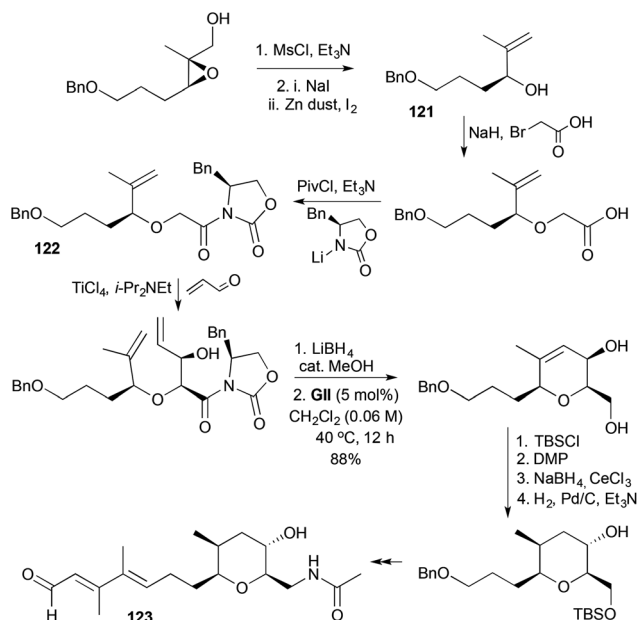




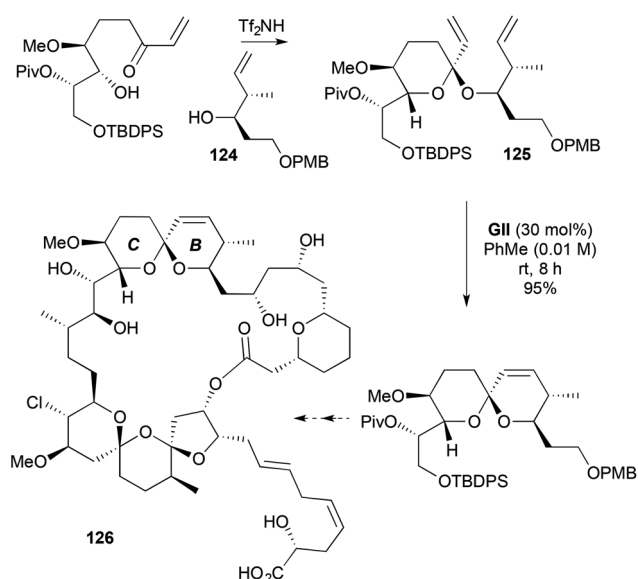
Scheme 33 Synthesis of THP fragment of (-)-mucocin.



Scheme 34 Synthesis of pyranicin (120).



Scheme 35 Synthesis of (-)-brevisamide (123).



Scheme 36 B and C ring assembly of spirastrellolide A.

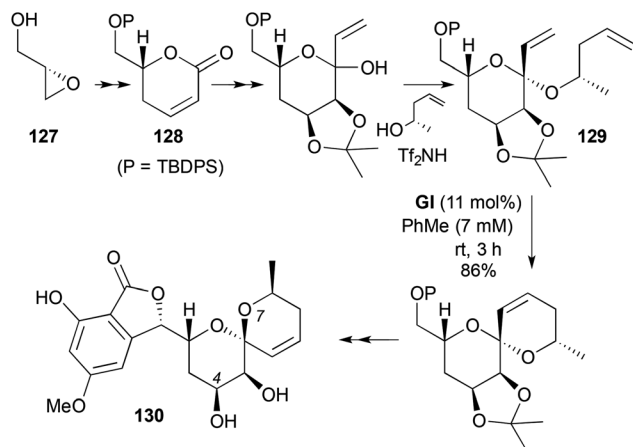
none **122** that underwent a *syn*-aldol with acrolein, as described earlier (Scheme 13). The RCM step involves a 2,2-disubstituted-1-alkene, allowing the final ring stereocentre to be installed by stereocontrolled hydrogenation.

Spiro-, fused- and bridged-3,6-DHP-containing natural products have also been approached through RCM-based strategies (Schemes 36–44). Synthesis of the B ring of the protein phosphatase 2A inhibitor (+)-spirostrellolide A (**126**) is achieved by cyclic ketal-tethered RCM (Scheme 36).<sup>49</sup> Triflimide-induced ketal formation under stereoelectronic control gives the RCM precursor **125**, where the axially introduced homoallylic alcohol **124** is derived from an aldehyde *anti*-isocrotylation using (-)-*E*-crotyldiisopinocampheylborane.

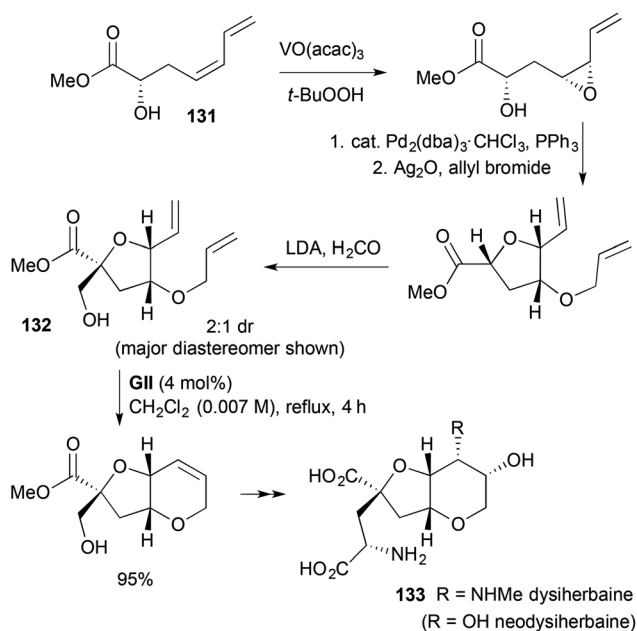
Another example of cyclic ketal-tethered RCM is found in the total synthesis of (+)-aigalospinol (**130**) (Scheme 37).<sup>50</sup> (*S*)-Glycidol (**127**) was converted *via* a pyrone **128** into the RCM substrate **129**. Although possessing the wrong spirocentre stereochemistry at the RCM step, acid-catalysed acetonide removal at the end of the synthesis resulted in epimerisation to the natural configuration, stabilised by an intramolecular H-bond between C4-OH and O7.

A fused tetrahydropyran system found in the naturally occurring amino acids dysiherbaine and neodysiherbaine has been made by three RCM-based approaches (Schemes 38–40).

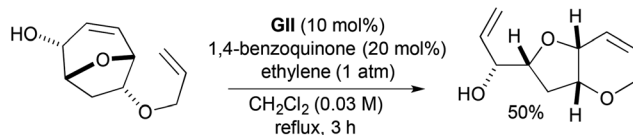




Scheme 37 Total synthesis of (+)-aigialospirol (130).



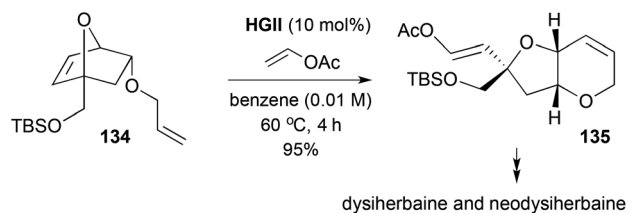
Scheme 38 Total synthesis of (-)-dysierbaine (133).



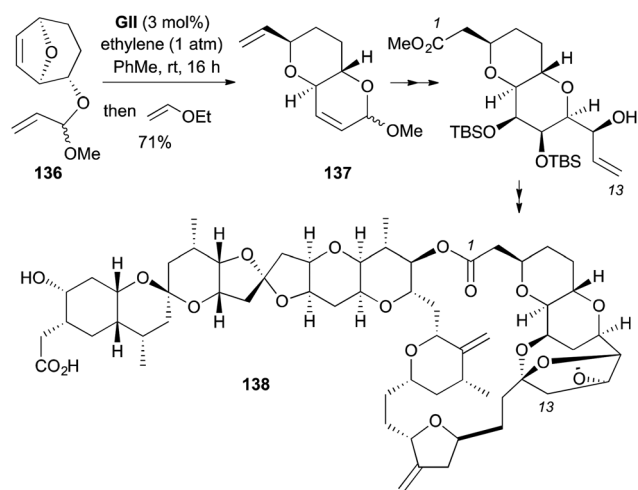
Scheme 39 Synthesis of the dysierbaine core using RRM.

In one synthesis of (-)-dysierbaine (133) (Scheme 38),<sup>51,52</sup> the RCM substrate 132 was constructed by hydroxyl-directed epoxidation of a methyl glycidate-derived diene 131, followed by Pd-catalysed epoxide ring-opening with retention, allylation and hydroxymethylation.

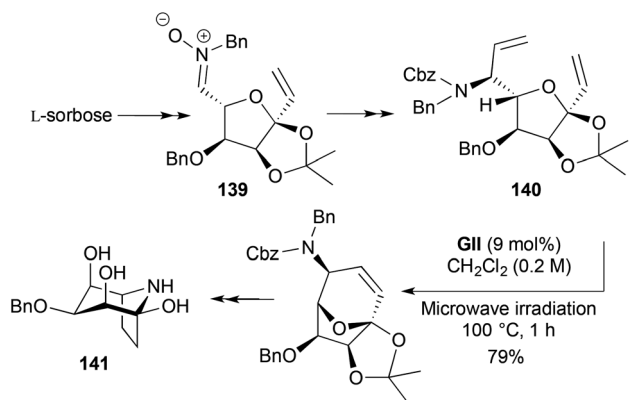
A second route to the 1,5-dioxaoctahydroindene core modifies the RRM chemistry outlined in Scheme 3, by using



Scheme 40 Domino metathesis step to dysierbaine and neodysierbaine.



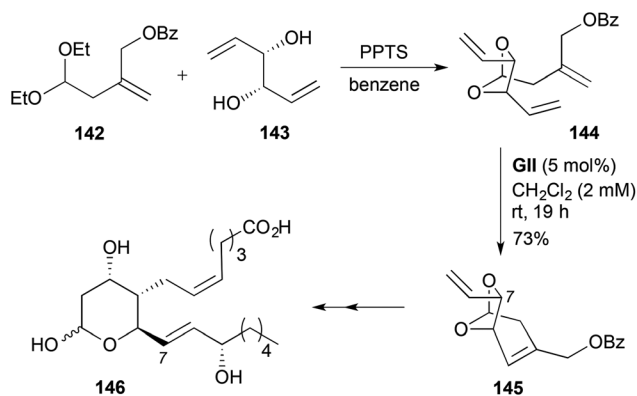
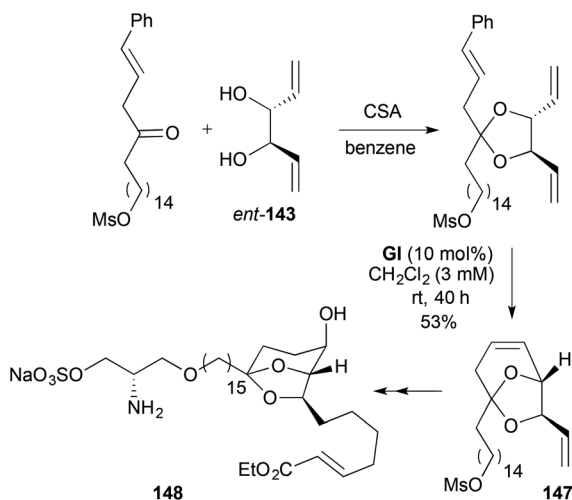
Scheme 41 Synthesis of norhalichondrin B (138) using RRM.

Scheme 42 Synthesis of 3-O-benzyl-1,3,5-tri-epi-calystegine B<sub>2</sub> (141).

residual unsaturation originating from the dipolarophile component in the [5 + 2] cycloadduct (Scheme 39).<sup>10</sup>

A metathesis-induced oxabicyclic rearrangement strategy related to that shown in Scheme 39 allowed a formal synthesis of dysierbaine and neodysierbaine (Scheme 40).<sup>53</sup> The metathesis substrate 134 was accessed from Diels–Alder cycloaddition of TBS-protected furfuryl alcohol and an unsaturated sulfone, followed by resolution. RRM–cross-metathesis using **HGII** in the presence of a large excess of vinyl acetate gave a 1,5-dioxaoctahydroindene 135, with the olefins suitably



Scheme 43 Synthesis of thromboxane B<sub>2</sub> (146).

Scheme 44 Synthesis of didemniserinolipid B (148).

differentiated to allow progress to dysiherbaine and neodysiherbaine.

In a total synthesis of the marine polyether norhalichondrin B (138), a *trans*-fused pyranopyran 137 was formed by RRM of a furan-derived 8-oxabicyclo[3.2.1]oct-6-ene bearing a 2-*exo*-allylic ether 136 (Scheme 41).<sup>54</sup> Addition of ethyl vinyl ether at the end of the RRM poisons the catalyst by formation of a stable Fisher carbene, preventing undesired post-RRM chemistry.

Syntheses of 1,3,5-*tri-epi*-calystegine B<sub>2</sub> (as its 3-*O*-benzyl derivative 141), thromboxane B<sub>2</sub> (TXB<sub>2</sub>) (146) (the stable hydrolysis product of the prostanoid signaling molecule TXA<sub>2</sub>), and didemniserinolipid B (148) all feature RCM steps leading to bridged DHPs (Schemes 42–44). The strategy to the calystegine RCM substrate 140 (Scheme 42),<sup>55</sup> involved nitron formation through a sorbose-derived aldehyde condensing with benzylhydroxylamine. The nitron 139 underwent vinylation and chemoselective reduction, leaving the diene functionality intact. Following RCM, hydrogenation with concomitant *N*-deprotection and then acetonide hydrolysis led to the ring-closed carbinolamine target 141.

The route to TXB<sub>2</sub> (146) (Scheme 43),<sup>56</sup> used transacetalisation of a unsaturated acetal 142 with a tartaric acid-derived *C2*-symmetric dienediol 143 to give a pseudo-*C2*-symmetric RCM substrate 144, which on RCM with GII led to a bridged dihydropyran 145. Subsequent chemoselective cross-metathesis involving the terminal olefin allowed homologation for eventual conversion to the allylic alcohol side-chain, whereas reagent (SAE)-controlled epoxidation of the endocyclic alkene led to installation of the unsaturated acid side-chain.

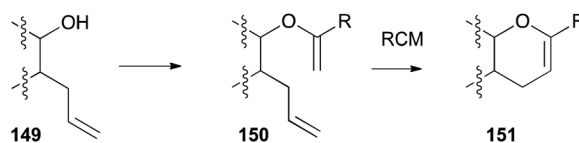
The strategy to didemniserinolipid B (148) (Scheme 44),<sup>57</sup> is closely related to that for TXB<sub>2</sub>, involving ketalisation with the enantiomeric dienediol *ent*-143 followed by RCM (53%, 81% brsm). The use of GI, as opposed to the more active GII, may be to minimize cross-metathesis of the RCM product 147 with the styrene by-product; the presence of the aryl group was necessary to minimise double bond migration in the earlier ketalisation step.

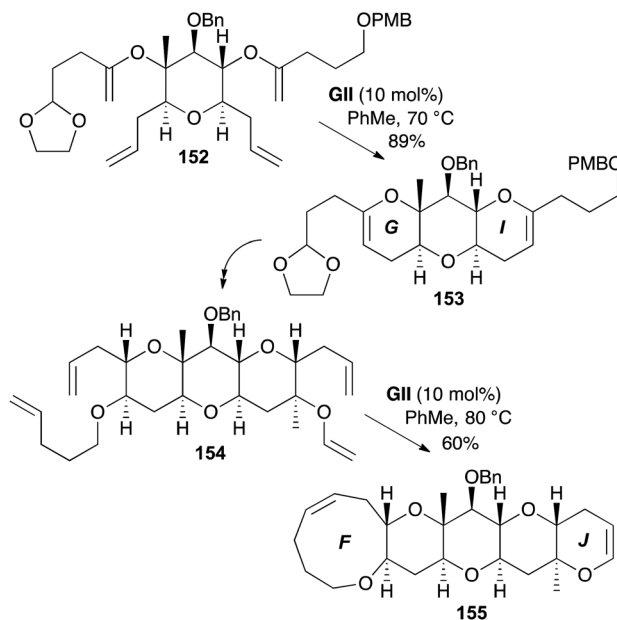
### 3,4-Dihydro-2*H*-pyrans

Direct formation of 3,4-DHPs 151 by RCM requires an enol ether 150 of a bishomoallylic alcohol 149 as the substrate (Scheme 45). This strategy, followed by elaboration of the enol ether functionality in the RCM product to build fused or spiro ethers, has found significant application in polyether natural product synthesis. Such cases often involve the creation of a 2,3,6-trisubstituted 3,4-DHP 151 by RCM, where the 2,3-substitution is connected to another oxacycle. Methods to make the enol ether RCM substrates from alcohols include: alkynylation–carbometallation (Scheme 46), cross-coupling the enol phosphate of a derived ester (Schemes 47 and 48), alkylidenation of a derived ester (Schemes 49–51), or Hg(II)-catalysed alkoxy exchange with an alkyl vinyl ether (Scheme 52).

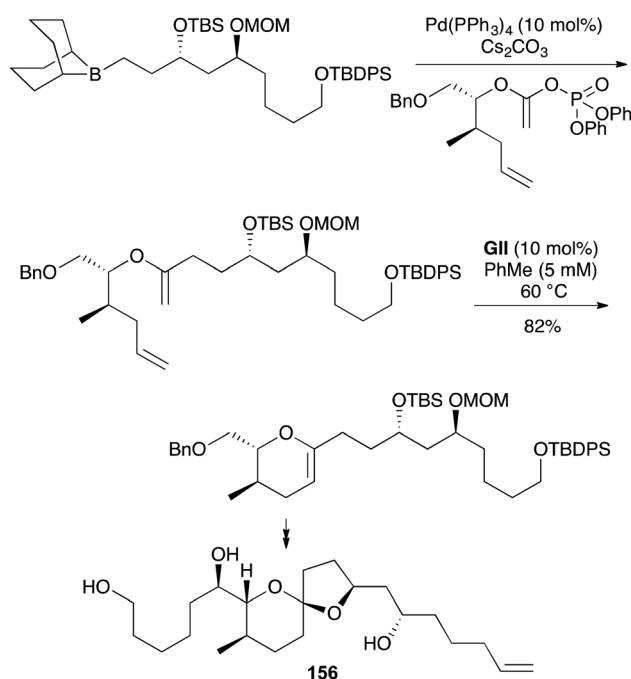
A two-directional approach to the F–J fragment 155 of the enantiomer of (+)-gambieric acid A involved RCM chemistry to form both the G and I rings in one step from the corresponding bis(enol ether) 152 (Scheme 46).<sup>58</sup> The RCM substrate 152 was formed *via* successive carbocuprations from a bis(alkynyl ether). Double hydroboration of the RCM product 153 gave a diol for further functionalisation. The F and J rings were also formed in one step using RCM (154 → 155).

The strategy of convergent RCM substrate synthesis by Suzuki coupling with an unsaturated ester-derived enol phosphate, seen earlier in a 2,3-DHF approach towards okadaic acid (61) (Scheme 16), has also been applied in 3,4-DHP synthesis towards the attenol marine toxins (*e.g.*, (–)-attenol A (156), Scheme 47),<sup>59</sup> and the D-ring of (+)-gambieric acid A (157) in the latter's first total synthesis (Scheme 48, NAP = 2-naphthylmethyl),<sup>60</sup> and (+)-neopeltolide and analogues.<sup>61</sup>

Scheme 45 RCM approach to 3,4-dihydro-2*H*-pyrans.

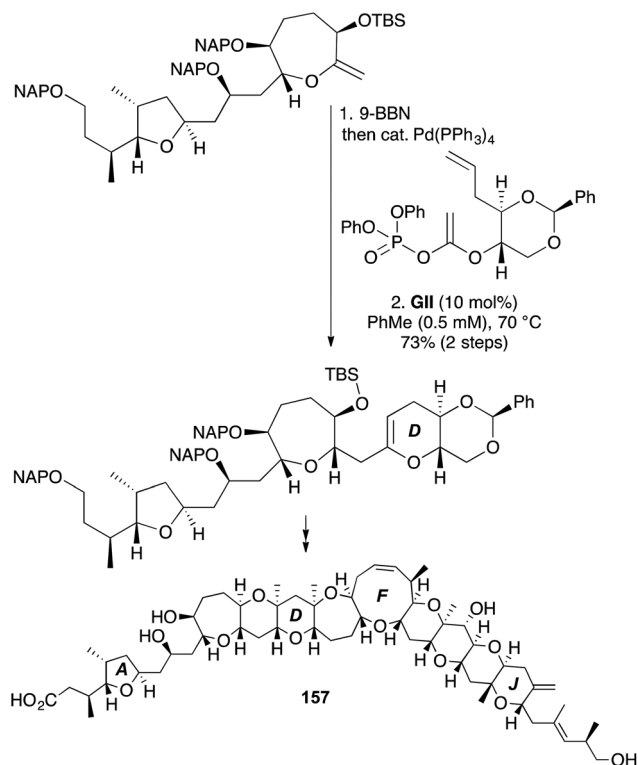
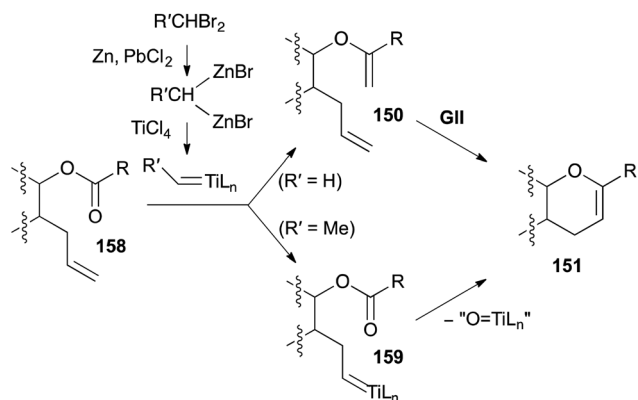


Scheme 46 Two-directional approach to gambieric acid A.



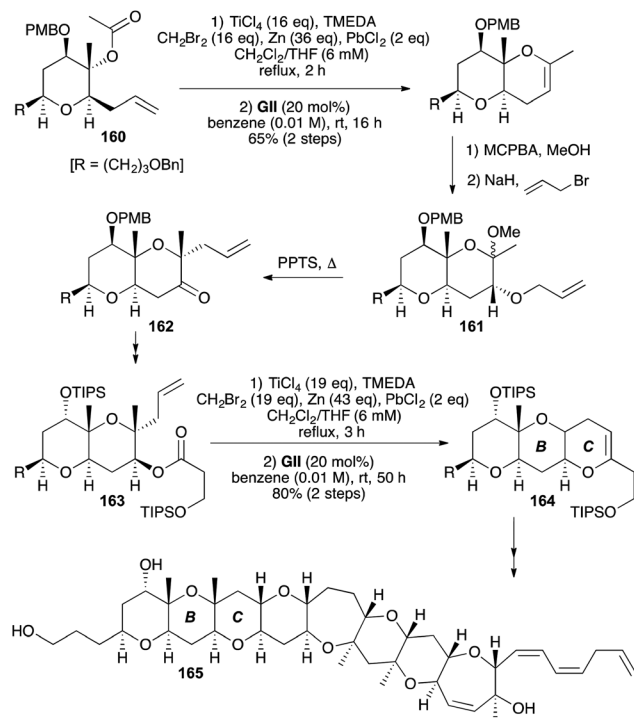
Scheme 47 RCM-spiroketalisation approach to (-)-attenol A (156).

A popular route to 3,4-DHPs **151** from unsaturated esters **158** uses a reduced titanium alkylidene, derived from  $\text{TiCl}_4$  and a 1,1-dibromoalkane (Takai-Utimoto reagent, Scheme 49).<sup>62</sup> Initial studies with a Ti methylidene generated under these conditions indicated that with unhindered esters, mainly ester methylenation occurs (giving **150**) and efficient DHP formation required subsequent addition of a metathesis catalyst such as **GII** (Schemes 50 and 51). More hindered esters

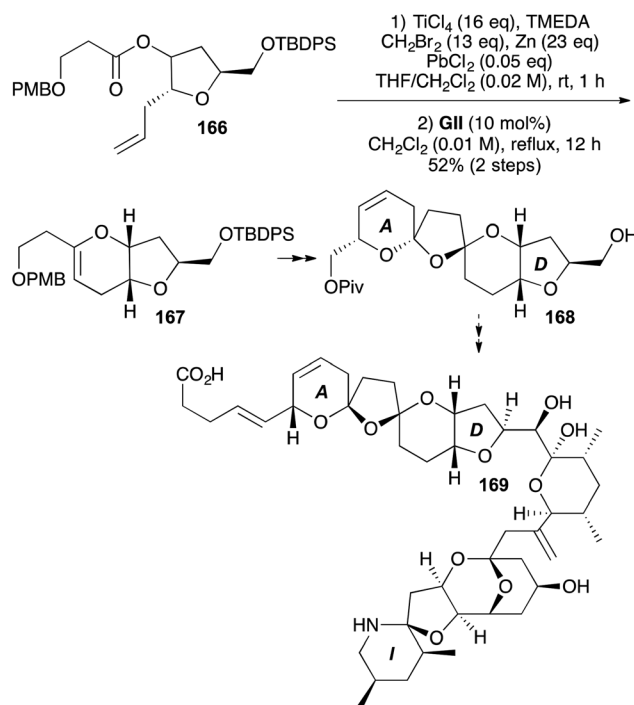
Scheme 48 DHP formation by RCM in a total synthesis of (+)-gambieric acid A (**157**).Scheme 49 Possible Ti-alkylidene pathways to 3,4-DHPs **151**.

predominantly underwent direct DHP formation through alkylidene exchange (*via* **159**) and cyclisation on the ester with loss of "O=TiL<sub>n</sub>". Later studies revealed that Ti ethylidene facilitates direct DHP formation also from less-hindered unsaturated esters. While these latter olefinic ester cyclisations (OLECs) are strictly not RCM reactions and theoretically require stoichiometric reagents (in practice large excesses are employed), they are included here for comparison with the two-step procedures and because they offer the advantage of direct access to DHPs from unsaturated esters (Schemes 52–56).



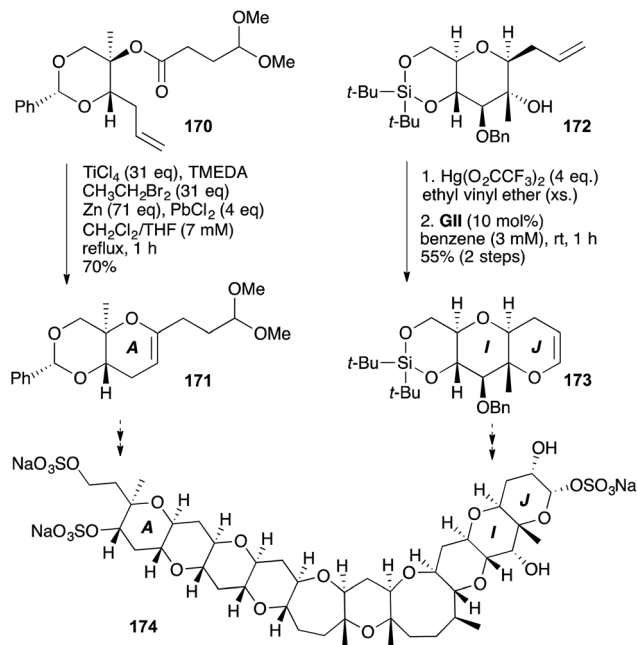


**Scheme 50** Total synthesis of (-)-gambierol (**165**).

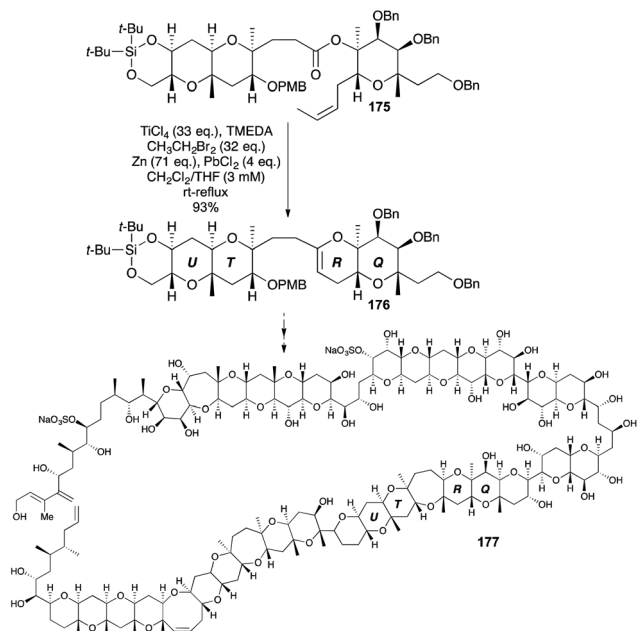


**Scheme 51** Takai-Utimoto RCM towards ABCD core of azaspiracid-1.

In a total synthesis of the polycyclic ether marine toxin (-)-gambierol (**165**), both the B and C rings were made using DHPs generated from unsaturated esters (**160** and **163**, respectively) by reaction with a Ti methylidene, followed by **GII**



**Scheme 52** OLEC and RCM chemistry towards adriatoxin (**174**).

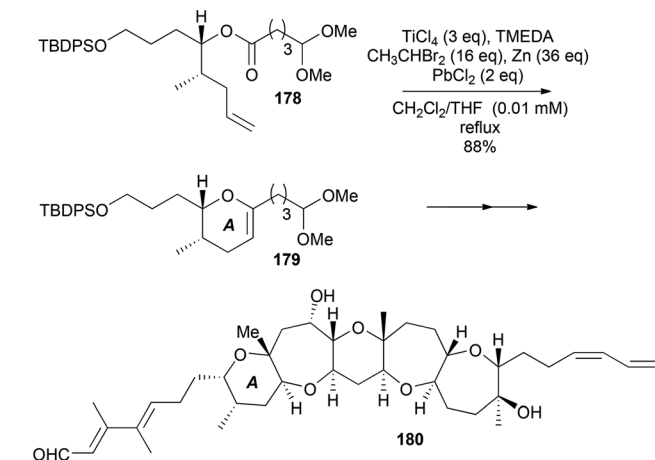


**Scheme 53** OLEC towards maitotoxin (**177**).

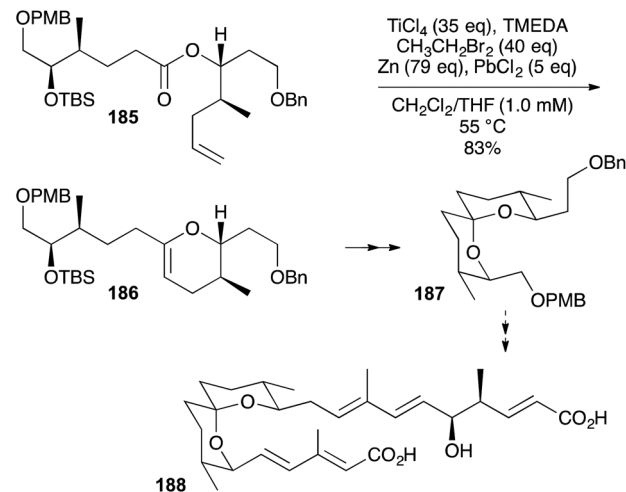
(Scheme 50).<sup>63</sup> For the B ring, RCM was carried out on a 1:1 mixture of acyclic and cyclic enol ethers. Subsequent epoxidation with concomitant methanolysis, and then *O*-allylation followed by Claisen rearrangement (**161** → **162**) induced through acid-catalysed elimination of methanol with PPTS on heating, were key steps leading to the unsaturated ester C-ring precursor **163**. For this more hindered ester **163**, the Ti methylidene provided a 8.5:1.5 mixture of acyclic and cyclic enol



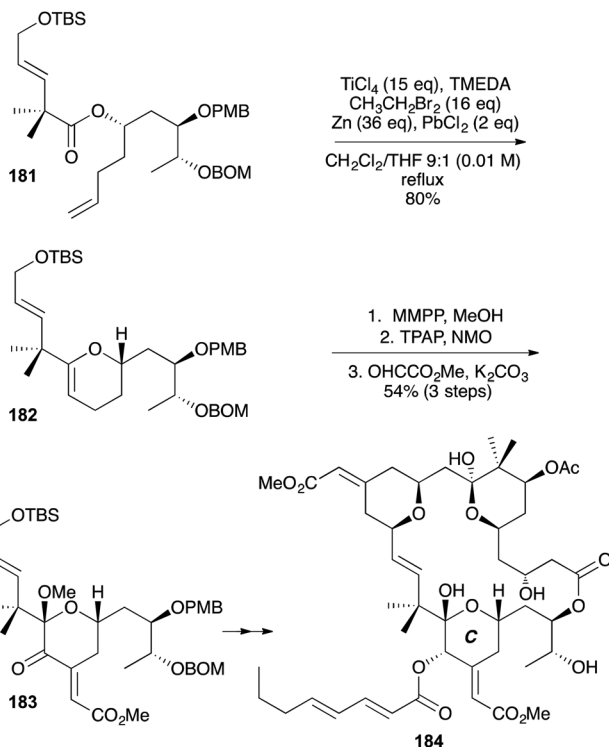




Scheme 54 Total synthesis of brevalin (180).



Scheme 56 OLEC towards spirofungin A.



Scheme 55 Total synthesis of bryostatin 1 (184).

ethers that was fully converted to the DHP **164** using **GII**. The Ti methylidene–**GII** sequence has also been used in the synthesis of A–E fragment of gambieric acid A, forming the D ring as a 2,3,5,6-tetrasubstituted 3,4-DHP.<sup>64</sup>

In the synthesis of the ABCD trioxadspiropetal subunit **168** of azaspiracid-1 (**169**), a ribose-derived tetrahydrofuran **166** underwent Takai-Utimoto methylenation and the resulting enol ether was purified on neutral alumina (74%) before undergoing RCM with **GII** to give the C ring **167** (70%, Scheme 51).<sup>65</sup>

The direct access to DHPs from unsaturated esters by olefinic ester cyclisation (OLEC) using Ti ethylidene has been applied towards several natural products (Schemes 52–56). The A ring (as well as the 7-membered E ring) of the polycyclic ether marine toxin adriatoxin (**174**) was constructed by esterification, followed by OLEC (Scheme 52);<sup>66</sup> 70% yield for A ring formation by OLEC (**170** → **171**) compares with 50% yield obtained from a more conventional 2-step enol ether-olefin RCM sequence. In contrast, the J ring of adriatoxin was installed, as a C-6 unsubstituted DHP **173**, using **GII** on a vinyl ether formed from an alcohol **172** using mercuric trifluoroacetate in ethyl vinyl ether.

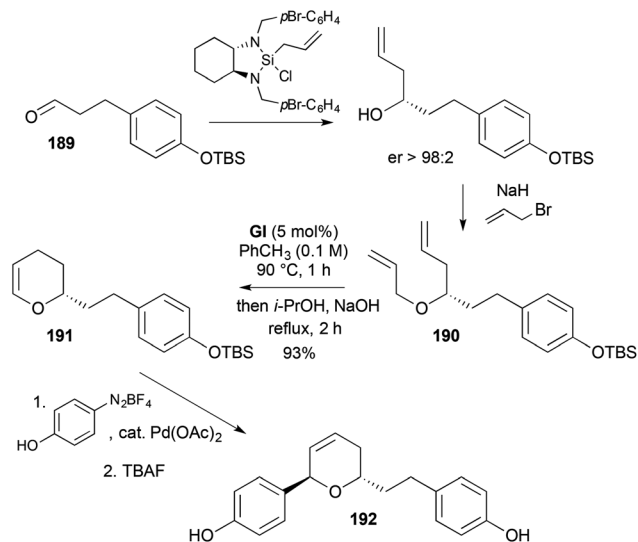
The R ring of maitotoxin (**177**), a polycyclic ether marine toxin with 32 rings and a molecular weight of 3422 Da, has been made by OLEC (Scheme 53).<sup>67</sup> Despite the complexity of the OLEC substrate **175**, assembled from acid chloride and alcohol precursors, formation of the DHP **176** occurred in 93% yield.

Three examples illustrate that a cyclic template is not required for OLECs (Schemes 54–56). The first example (**178** → **179**) forms the A ring of the marine toxin brevalin (**180**), in 88% yield (Scheme 54); 75% yield was obtained if Takai-Utimoto methylenation was followed by RCM using **GII**.<sup>68</sup> The latter two examples show OLEC applications away from fused polycyclic ether structures containing pyrans (Schemes 55 and 56).

The macrolide lactone bryostatin 1 (**184**) is currently in phase 2b clinical trials as a treatment for Alzheimer's disease. As part of the total synthesis of bryostatin 1 (**184**), a C ring-containing enoate fragment **183** was constructed starting from (*R*)-isobutyl lactate (Scheme 55).<sup>69</sup> The sequence involved OLEC (**181** → **182**), epoxidation (using magnesium monoperoxyphthalate, MMPP) – methanolytic ring-opening, oxidation to a methoxyketone, and an aldol condensation with methyl glyoxylate.

The spiroacetal core **187** of spirofungin A (**188**) was made by OLEC (**185** → **186**) followed, after desilylation, by NIS-





**Scheme 57** Synthesis of 5,6-dehydro-de-O-methyl centrolobine (**192**) using RCM-isomerisation.

induced *trans*-diaxial addition to the DHP and reductive deiodination (Scheme 56).<sup>70</sup>

3,4-DHPs can also be accessed in a one-flask operation by RCM of allyl homoallyl ethers to give 3,6-DHPs, followed by catalyst conversion to a Ru–H to induce alkene isomerisation (*cf.*, Scheme 21) to the enol ether; the natural products centrolobine (**90**) (*cf.*, Scheme 26) and 5,6-dehydro-de-O-methyl centrolobine (**192**) (Scheme 57) have been prepared using this strategy.<sup>71</sup> The RCM substrate **190** used in these syntheses was generated through asymmetric addition of a chiral allylic silane to an aldehyde **189** (Scheme 57), with the post-RCM isomerisation being induced by addition of *i*-PrOH and NaOH. Completion of the synthesis of 5,6-dehydro-de-O-methyl centrolobine (**192**) was achieved from the 3,4-DHP **191** by a regio- and diastereoselective Heck reaction and desilylation.

## Conclusions

The structurally constraining demands of natural product synthesis provide a challenging environment for synthetic methodology applications. In this review, we have highlighted diverse and inventive applications from the last dozen years of ring-closing alkene metathesis (RCM) towards the commonest oxacycles (5 and 6-membered) for use towards such targets. Despite the many alternative ways available to construct such systems, the fact that RCM has found significant utility in this area and in several cases towards highly complex natural products, is a testament to the confidence that the synthetic community has in basing a strategy around this methodology. The attractiveness of this chemistry stems from a combination of the flexibility and convergent nature of RCM precursor construction, the range of functional group tolerant catalysts now (commercially) available that react with a variety of alkene substitution patterns in a predictable fashion, and the scope for

post RCM manipulation of the newly formed unsaturation. We hope this review will serve to inspire further applications and developments of this chemistry in target-driven synthesis.

## Acknowledgements

R. J., R. P., N. A. P., C. E. S. and P. W. S. are supported by the EPSRC Centre for Doctoral Training in Synthesis for Biology and Medicine (EP/L015838/1), and A. R. by the People Programme (Marie Curie Actions) of the European Union's Seventh Framework Programme (FP7/2007–2013) under REA grant agreement no. 316955. R. P. also thanks the University of Oxford Clarendon Fund for a scholarship.

## Notes and references

- G. C. Fu, S. T. Nguyen and R. H. Grubbs, *J. Am. Chem. Soc.*, 1993, **115**, 9856–9857.
- (a) *Olefin Metathesis: Theory and Practice*, ed. K. Grela, John Wiley & Sons, Hoboken, NJ, USA, 2014; (b) *Handbook of Metathesis*, ed. R. H. Grubbs and D. J. O'Leary, Wiley-VCH, Weinheim, Germany, 2015.
- (a) B. A. Keay, J. M. Hopkins and P. W. Dibble, in *Comprehensive Heterocyclic Chemistry III*, ed. A. R. Katritzky, C. A. Ramsden, E. F. V. Scriven and R. J. K. Taylor, Elsevier, Oxford, 2008, vol. 3, pp. 571–623; (b) B. W. Fravel, in *Comprehensive Heterocyclic Chemistry III*, ed. A. R. Katritzky, C. A. Ramsden, E. F. V. Scriven and R. J. K. Taylor, Elsevier, Oxford, 2008, vol. 7, pp. 701–726.
- M. Bassetti and A. D'Annibale, *Curr. Org. Chem.*, 2013, **17**, 2654–2677.
- For examples prior to mid-2003, see: A. Deiters and S. F. Martin, *Chem. Rev.*, 2004, **104**, 2199–2238.
- For other recent reviews on RCM, see: (a) *Metathesis in Natural Product Synthesis*, ed. J. Cossy, S. Arseniyadis and C. Meyer, Wiley-VCH, Weinheim, 2010; (b) X. Lei and H. Li, *Top. Curr. Chem.*, 2012, **327**, 163–196; (c) B. Dassonneville, L. Delaude, A. Demonceau, I. Dragutan, V. Dragutan, K. S. Etsè and M. Hans, *Curr. Org. Chem.*, 2013, **17**, 2607–2651; (d) K. C. Majumdar, R. K. Nandi and K. Ray, *Adv. Org. Synth.*, 2013, **6**, 355–435; (e) B. Schmidt, S. Hauke, S. Krehl and O. Kunz, in *Comprehensive Organic Synthesis II*, ed. P. Knochel and G. A. Molander, Elsevier, Amsterdam, 2014, vol. 5, pp. 1400–1482; (f) K. M. Dawood and P. Metz, in *Domino Reactions: Concepts for Efficient Organic Synthesis*, ed. L. F. Tietze, Wiley-VCH, Weinheim, Germany, 2014, pp. 31–66.
- For a recent review on strategies to natural product-related tetrahydropyrans, see: N. M. Nasir, K. Ermanis and P. A. Clarke, *Org. Biomol. Chem.*, 2014, **12**, 3323–3335.
- Where published, catalyst loading and substrate concentration for the RCM step are included in the schemes in this review.
- (a) M. Femenía-Ríos, C. M. García-Pajón, R. Hernández-Galán, A. J. Macías-Sánchez and I. G. Collado, *Bioorg. Med.*



- Chem. Lett.*, 2006, **16**, 5836–5839; (b) G. Mancilla, M. Femenía-Ríos, M. Grande, R. Hernández-Galán, A. J. Macías-Sánchez and I. G. Collado, *Tetrahedron*, 2010, **66**, 8068–8075.
- 10 P. Escavabaja, J. Viala, Y. Coquerel and J. Rodriguez, *Adv. Synth. Catal.*, 2012, **354**, 3200–3204.
- 11 R. Datta, R. J. Dixon and S. Ghosh, *Tetrahedron Lett.*, 2016, **57**, 29–31.
- 12 S. Kress and S. Blechert, *Chem. Soc. Rev.*, 2012, **41**, 4389–4408.
- 13 B. Das, S. M. Mobin and V. Singh, *Tetrahedron*, 2014, **70**, 4768–4777.
- 14 For another spiro-fused example, towards havellockate, see: R. L. Beingessner, J. A. Farand and L. Barriault, *J. Org. Chem.*, 2010, **75**, 6337–6346.
- 15 A. M. Lone, B. A. Bhat and G. Mehta, *Tetrahedron Lett.*, 2013, **54**, 5619–5623.
- 16 M. F. Hossain, K. Matcha and S. Ghosh, *Tetrahedron Lett.*, 2011, **52**, 6473–6476.
- 17 K. Ramakrishna and K. P. Kaliappan, *Synlett*, 2011, 2580–2584.
- 18 S. Maity, K. Matcha and S. Ghosh, *J. Org. Chem.*, 2010, **75**, 4192–4200.
- 19 A. Gris, N. Cabedo, I. Navarro, I. de Alfonso, C. Agulló and A. Abad-Somovilla, *J. Org. Chem.*, 2012, **77**, 5664–5680.
- 20 T. J. Donohoe, A. Ironmonger and N. M. Kershaw, *Angew. Chem., Int. Ed.*, 2008, **47**, 7314–7316.
- 21 A. Bandyopadhyay, B. K. Pal and S. K. Chattopadhyay, *Tetrahedron: Asymmetry*, 2008, **19**, 1875–1877.
- 22 J. P. Tellam and D. R. Carbery, *Tetrahedron Lett.*, 2011, **52**, 6027–6029.
- 23 D. K. Mohapatra, H. Rahaman, M. S. Chorghade and M. K. Gurjar, *Synlett*, 2007, 567–570.
- 24 For an earlier strategically related strategy, to solamin, see: G. Prestat, C. Baylon, M.-P. Heck, G. A. Grasa, S. P. Nolan and C. Mioskowski, *J. Org. Chem.*, 2004, **69**, 5770–5773.
- 25 M. T. Crimmins, Y. Zhang and F. A. Diaz, *Org. Lett.*, 2006, **8**, 2369–2372.
- 26 For a related asymmetric glycolate-RCM approach to a 2,5-DHF in the total synthesis of gigantecin, see: M. T. Crimmins and J. She, *J. Am. Chem. Soc.*, 2004, **126**, 12790–12791.
- 27 (a) G. C. H. Chiang, A. D. Bond, A. Ayscough, G. Pain, S. Ducki and A. B. Holmes, *Chem. Commun.*, 2005, 1860–1862; (b) S. Y. F. Mak, G. C. H. Chiang, J. E. P. Davidson, J. E. Davies, A. Ayscough, G. Pain, J. W. Burton and A. B. Holmes, *Tetrahedron: Asymmetry*, 2009, **20**, 921–944.
- 28 D. Sarkar and R. V. Venkateswaran, *Tetrahedron Lett.*, 2011, **52**, 3232–3233.
- 29 H. Fuwa, K. Sakamoto, T. Muto and M. Sasaki, *Tetrahedron*, 2015, **71**, 6369–6383.
- 30 H.-J. Hong, D.-M. Lee and H.-Y. Kang, *Bull. Korean Chem. Soc.*, 2010, **31**, 555–556.
- 31 (a) S. Praveen Kumar, K. Nagaiah and M. S. Chorghade, *Tetrahedron Lett.*, 2006, **47**, 7149–7151; (b) K. Nagaiah, K. Srinivasu, S. Praveen Kumar, J. Basha and J. S. Yadav, *Tetrahedron: Asymmetry*, 2010, **21**, 885–889.
- 32 S. Claessens, D. Naidoo, D. Mulholland, L. Verschaeve, J. van Staden and N. De Kimpe, *Synlett*, 2006, 621–623.
- 33 G. V. M. Sharma and S. Mallesham, *Tetrahedron: Asymmetry*, 2010, **21**, 2646–2658.
- 34 S. Hanessian and L. Auzzas, *Org. Lett.*, 2008, **10**, 261–264.
- 35 B. Schmidt and S. Hauke, *Eur. J. Org. Chem.*, 2014, 1951–1960.
- 36 B. M. Trost, W. M. Seganish, C. K. Chung and D. Amans, *Chem. – Eur. J.*, 2012, **18**, 2948–2960.
- 37 S. Raghavan and P. K. Samanta, *Synlett*, 2013, 1983–1987.
- 38 A. K. Cheung, R. Murelli and M. L. Snapper, *J. Org. Chem.*, 2004, **69**, 5712–5719.
- 39 H. Kim and D. Lee, *Synlett*, 2015, 2583–2587. For other RCM approaches to centrolobine, see: V. Bohrsch and S. Blechert, *Chem. Commun.*, 2006, 1968–1970; D. K. Mohapatra, R. Pal, H. Rahaman and M. K. Gurjar, *Heterocycles*, 2010, **80**, 219–227.
- 40 T. Katagiri, K. Fujiwara, H. Kawai and T. Suzuki, *Tetrahedron Lett.*, 2008, **49**, 233–237.
- 41 A. K. Ghosh, A. M. Veitschegger, V. Reddy Sheri, K. A. Effenberger, B. E. Prichard and M. S. Jurica, *Org. Lett.*, 2014, **16**, 6200–6203.
- 42 K. Nakagawa-Goto and M. Crimmins, *Synlett*, 2011, 1413–1418.
- 43 J. Pospíšil and I. E. Markó, *J. Am. Chem. Soc.*, 2007, **129**, 3516–3517.
- 44 V. Druais, M. J. Hall, C. Corsi, S. V. Wendeborn, C. Meyer and J. Cossy, *Tetrahedron*, 2010, **66**, 6358–6375.
- 45 For a Brown allylation–transacetalisation–RCM approach to a related 2,3,6-trisubstituted-3,6-DHP for sorangicin synthesis, see: M. T. Crimmins, M. W. Haley and E. A. O'Bryan, *Org. Lett.*, 2011, **13**, 4712–4715.
- 46 S. Raghavan and S. G. Subramanian, *Tetrahedron*, 2011, **67**, 7529–7529.
- 47 M. T. Crimmins and D. L. Jacobs, *Org. Lett.*, 2009, **11**, 2695–2698.
- 48 J. Lee, H.-S. Oh and H.-Y. Kang, *Tetrahedron Lett.*, 2015, **56**, 1099–1102.
- 49 Y. Tang, J.-H. Yang, J. Liu, C.-C. Wang, M.-C. Lv, Y.-B. Wu, X.-L. Yu, C. Ko and R. P. Hsung, *Heterocycles*, 2012, **86**, 565–598. For a related cyclic ketal-tethered RCM to the E ring of spirostrelolide A, see: Y.-B. Wu, Y. Tang, G.-Y. Luo, Y. Chen and R. P. Hsung, *Org. Lett.*, 2014, **17**, 4550–4553.
- 50 R. Figueroa, R. P. Hsung and C. C. Guevarra, *Org. Lett.*, 2007, **9**, 4857–4859.
- 51 H. Do, C. W. Kang, J. H. Cho and S. R. Gilbertson, *Org. Lett.*, 2015, **17**, 3972–3974.
- 52 For a related RCM approach to the *trans*-fused system, found in malayamycin A, see: O. Loiseleur, H. Schneider, G. Huang, R. Machaalani, P. Sellès, P. Crowley and S. Hanessian, *Org. Process Res. Dev.*, 2006, **10**, 518–524.
- 53 H.-Y. Lee, S.-S. Lee, H. S. Kim and K. M. Lee, *Eur. J. Org. Chem.*, 2012, 4192–4199.
- 54 K. L. Jackson, J. A. Henderson, H. Motoyoshi and A. J. Phillips, *Angew. Chem., Int. Ed.*, 2009, **48**, 2346–2350.



- 55 D. Lo Re, F. Franco, F. Sánchez-Cantalejo and J. A. Tamayo, *Eur. J. Org. Chem.*, 2009, 1984–1993.
- 56 C. C. Marvin, A. J. L. Clemens and S. D. Burke, *Org. Lett.*, 2007, **9**, 5353–5356.
- 57 C. C. Marvin, E. A. Voight and S. D. Burke, *Org. Lett.*, 2007, **9**, 5357–5359.
- 58 J. S. Clark, M. C. Kimber, J. Robertson, C. S. P. McErlean and C. Wilson, *Angew. Chem., Int. Ed.*, 2005, **44**, 6157–6162.
- 59 H. Fuwa and M. Sasaki, *Org. Lett.*, 2008, **10**, 2549–2552.
- 60 K. Ishigai, H. Fuwa, K. Hashizume, R. Fukazawa, Y. Cho, M. Yotsu-Yamashita and M. Sasaki, *Chem. – Eur. J.*, 2013, **19**, 5276–5288.
- 61 H. Fuwa, A. Saito, S. Naito, K. Konoki, M. Yotsu-Yamashita and M. Sasaki, *Chem. – Eur. J.*, 2009, **15**, 12807–12818.
- 62 U. Majumder and J. D. Rainier, *Tetrahedron Lett.*, 2005, **46**, 7209–7211; K. Iyer and J. D. Rainier, *J. Am. Chem. Soc.*, 2007, **129**, 12604–12605.
- 63 U. Majumder, J. M. Cox, H. W. B. Johnson and J. D. Rainier, *Chem. – Eur. J.*, 2006, **12**, 1736–1746.
- 64 S. W. Roberts and J. D. Rainier, *Org. Lett.*, 2007, **9**, 2227–2230.
- 65 X. Li, J. Li and D. R. Mootoo, *Org. Lett.*, 2007, **9**, 4303–4306.
- 66 C. Osei Akoto and J. D. Rainier, *Angew. Chem., Int. Ed.*, 2008, **47**, 8055–8058.
- 67 K. C. Nicolaou, C. F. Gelin, J. Hong Seo, Z. Huang and T. Umezawa, *J. Am. Chem. Soc.*, 2010, **132**, 9900–9907.
- 68 Y. Zhang, J. Rohanna, J. Zhou, K. Iyer and J. D. Rainier, *J. Am. Chem. Soc.*, 2011, **133**, 3208–3216.
- 69 G. E. Keck, Y. B. Poudel, T. J. Cummins, A. Rudra and J. A. Covel, *J. Am. Chem. Soc.*, 2011, **133**, 744–747.
- 70 J. Neumaier and M. E. Maier, *Synlett*, 2011, 187–190.
- 71 (a) B. Schmidt and H. Hölter, *Chem. – Eur. J.*, 2009, **15**, 11948–11953; (b) B. Schmidt, H. Hölter, A. Kelling and U. Schilde, *J. Org. Chem.*, 2011, **76**, 3357–3365.

