



Cite this: *Green Chem.*, 2016, **18**, 3494

Received 28th April 2016,

Accepted 16th May 2016

DOI: 10.1039/c6gc01195k

www.rsc.org/greenchem

Rapid production of benzazole derivatives by a high-pressure and high-temperature water microflow chemical process†

I. Nagao,* T. Ishizaka and H. Kawanami*

A high-pressure and high-temperature (HPHT) water microflow chemical process was utilized for the synthesis of benzazole derivatives. The current approach enables the extremely rapid production of various 2-arylbenzazoles including benzimidazoles, benzoxazoles, and benzthiazole in excellent yields.

Introduction

Due to the increasing concern for the development of sustainable chemical technologies, there has been huge demand for processes that combine a high production efficiency, low environmental burden, high hygiene level, and economic viability. In this regard, the utilization of water as a reaction medium in a chemical process would be one of the most attractive solutions.^{1–3} Water is highly abundant, chemically stable and non-toxic in nature, thus possessing significant relevant aspects in availability, cost, and safety, compared with most volatile organic solvents commonly used in traditional chemical processes. Meanwhile, water under subcritical or supercritical conditions, namely, high-pressure and high-temperature (HPHT) water, exhibits a variety of physical properties such as lowered polarity, increased ionic constants, generation of radical species, and high diffusion coefficients, *etc.*, which are not observed under non-HPHT conditions. HPHT water with these characteristics would possess great potential to act as a solvent with high solubilizing power and/or as a catalyst/reagent itself, inducing an extremely accelerated reaction rate. In addition, because of the significant difference in properties between non-HPHT and HPHT water, there might be opportunities to reduce the number of process steps related to workup and/or purification procedures.

It should be of significant interest to develop production methods of 2-aryl-substituted benzazole derivatives,⁴ since these structures are often found as a key unit in various natural compounds, biologically active agents, pharmaceuticals, and functional chemicals, *etc.*⁵ For example, Telmisartan and Pimobendan are two well known medicines, for high blood pressure (hypertension) and congestive heart failure, respectively (Fig. 1). Recently, Pittsburgh compound B (PiB), which is a positron emission tomography (PET) imaging agent for Alzheimers disease, has entered the stages of clinical trials. Functional chemicals such as polybenzoxazole (PBO) and polybenzimidazole (PBI) have long been developed for use as super engineering plastics. Another example is fluorescent 2,5-bis(benzoxazol-2-yl)thiophene, which is known to be utilized as an optical brightener for textiles. The compounds shown here are a very few selected examples of already commercialized materials. Furthermore, in the literature, incomparably great numbers of 2-arylbenzazole-based materials have been reported, potentially waiting for industrialization.⁵

In this contribution, it will be shown that a HPHT water process in association with a microflow reaction system

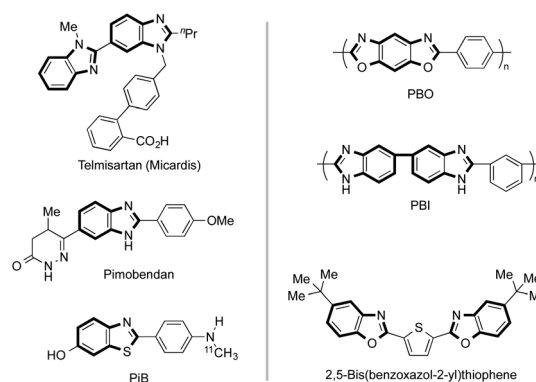


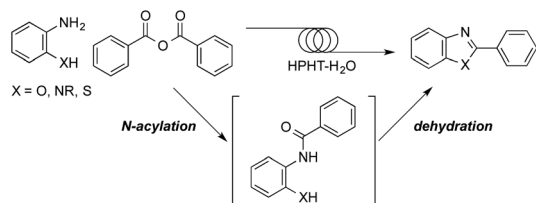
Fig. 1 2-Arylbenzazole derivatives found in pharmaceuticals and functional chemicals.

Research Institute for Chemical Process Technology, Department of Materials and Chemistry, 4-2-1, Nigatake, Miyaginoku, Sendai 983-8551, Japan.

E-mail: i.nagao@aist.go.jp, h.kawanami@aist.go.jp

†Electronic supplementary information (ESI) available. See DOI: 10.1039/c6gc01195k





Scheme 1 Production of benzazoles by a high-pressure high-temperature (HPHT) water microflow process.

allows to produce various 2-arylbenzazoles including benzimidazoles, benzoxazoles, and benzthiazoles within 10 seconds in excellent yields. To the best of our knowledge, the results shown here would be one of the best demonstrations of the acceleration of benzazole synthesis *via* dehydration.

A set of our investigations was initiated with the aim of developing a process for 2-arylbenzazoles as a future “green” chemical technology. For this purpose, we specifically paid attention to the condensation reaction between *ortho*-substituted aniline and benzoic acid derivatives (Scheme 1).⁶ The route principally consists two fundamental organic reactions; (i) an intramolecular *N*-acylation and (ii) a dehydration cyclization.⁴ It has been already reported by our research group that *N*-acylation of amine and aniline derivatives with acid anhydrides was performed efficiently in ambient-to-subcritical water using microreaction systems.³ Therefore, it is quite plausible that the intramolecular *N*-acylation proceeds effectively in HPHT water if utilizing benzoic anhydrides as benzoic acid derivatives. In this context, our assumptions leading to this achievement were that; (i) overall reaction completion of the condensation should be extremely fast due to the high energetic state of HPHT water; (ii) the dehydration cyclization step would be facilitated without any addition of acid or base catalysts, since HPHT water itself acts as a catalyst; (iii) the exceptional characteristics of HPHT water would ensure production of the desired benzazoles by preventing undesirable retroreactions such as hydrolysis.

Results and discussion

Standard microflow chemistry techniques⁸ were adopted for the reactions. Details of the process are available in the ESI.† As a microreactor, SUS316 tubes with an inner diameter of 0.5 mm were used. To attain the highest yields of products, different parameters were varied; pressure, solution temperature, and length of the microreactor tube which therefore corresponds to the reactor volume, while keeping the total flow rate of solutions constant at 5.0 mL min^{−1}.

Table 1 summarizes selected results of the effects by HPHT water in intramolecular dehydration of *N*-phenylbenzamides **1**.⁹ At first, *N*-[2-(phenylamino)phenyl]benzamide **1a** was reacted at 400 °C and 30 MPa in a reactor of 0.88 cm³ volume, affording the desired product 1,2-diphenyl-1*H*-benzo[*d*]imidazole **2a** in 59% yield (Table 1, entry 1). Then, maintaining a

Table 1 Screening of the dehydration condensation process conditions for benzazole production

Entry	X	R. Vol. ^a (cm ³)	Temp. (°C)	Pres. (MPa)	Yield ^b (%)	Time ^c (s)
1 ^d	NPh (1a)	0.88	400	30	59 (2a)	3.79
2 ^d	NPh (1a)	0.88	400	35	76 (2a)	5.04
3 ^d	NPh (1a)	0.88	400	40	87 (2a)	5.55
4 ^d	NPh (1a)	0.88	400	45	94 (2a)	5.88
5 ^d	NPh (1a)	0.88	445	45	>99 (2a)	3.87
6 ^d	NPh (1a)	4.9	400	30	>99 (2a)	21.1
7 ^e	O (1b)	0.88	400	40	41 (2b)	5.55
8 ^e	O (1b)	0.88	445	45	57 (2b)	3.87

^a Reactor volume. ^b GC yield. ^c Estimated residence time in microreactor. ^d 50 mM of substrate solution was processed. ^e 1.0 M of substrate solution was processed.

constant reaction temperature of 400 °C, pressure was gradually increased from 35 MPa up to 45 MPa. As a result, the yield of **2a** was increased from 76% (35 MPa) to 94% (45 MPa). Subsequently, fixing the pressure at 45 MPa, the temperature was increased up to 445 °C, and finally the yield of **2a** achieved was quantitative (entry 5). Under these conditions using the reactor of 0.88 cm³ volume, the residence time was estimated to be in the order of *ca.* 4–5 s. So as to prolong the residence time, a reactor of 4.99 cm³ volume was utilized instead, allowing the product to be given quantitatively under relatively ambient conditions of 400 °C and 30 MPa (entry 6). It should be noted that by-products were not observed in any of the cases above (entries 1–6); **2a** was generated as the sole product, otherwise, starting substrate **1a** was recovered.¹⁰

Fig. 2 shows a graphical representation of product yields in a more extensive range of temperature and pressure. The presented data shows a tendency to reach higher yields at higher pressure and temperature. This suggests that the increased thermal energy at a higher pressure/temperature and

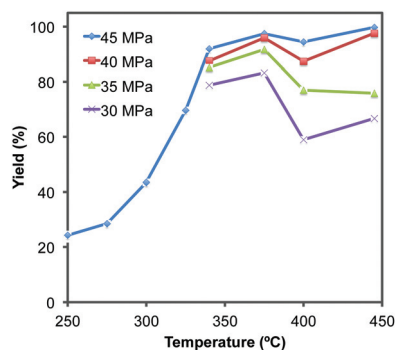


Fig. 2 Effects of temperature and pressure on the yield of benzimidazole **2a** using a microreactor tube of 0.88 cm³ volume.



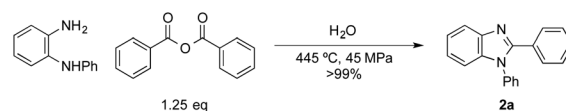
prolonged residence time by higher pressure work in favor of affording the product. It should be noted that a local maximum of product yield was observed around at 375 °C under each pressure. This correlates very well to the fact that the ionic constants of HPHT water are maximized up to *ca.* 370 °C, then lower gradually at higher temperature. This might imply that catalytic function of HPHT water as an acid/base also plays a significant role in achieving a high yield of the product.¹¹

For production of 2-phenylbenzoxazole **2b**, *N*-(2-hydroxy-phenyl)benzamide **1b** was subjected to HPHT conditions. For example, the reaction at 400 °C and 40 MPa using a 0.88 cm³ reactor proceeded in 41% yield (entry 7). Higher temperature/pressure (entry 8, 445 °C, 45 MPa) improved the yield up to 57%. The residence time in these reactions was estimated to be 5.55 and 3.87 s, respectively. Contrary to the case of imidazole **2a**, a small amount of by-products such as 2-aminophenol and benzoic acid was observed, because of hydrolysis of **1a**.¹⁰

To clarify characteristics of the current process using HPHT water, we ran the dehydration reactions under non-HPHT conditions (Table 2). For example, reactions of **1a** or **1b** were performed in aqueous solution under reflux (120 °C, 0.1 MPa) for 24 h (entries 1 and 2 for **1a**; entries 4 and 5 for **1b**). However, the desired products were hardly detected in each case. Then, acetic acid was added to the reaction mixtures; **1a** was converted into **2a** in quantitative yield (entry 3), on the other hand, **1b** was never transformed into **2b** in satisfactory yield (entry 6). These results most clearly point to the distinguishing features of the HPHT process, which completes the reactions without any additional catalyst within only a few seconds.¹²

After confirming that the intramolecular dehydration step proceeded very well under HPHT water conditions as shown above, we extended the current approach to an *N*-acylation/dehydration sequential process. An example is presented in Scheme 2; *N*-phenyl-*o*-phenylenediamine and benzoic anhydride (1.25 eq.) were applied to the HPHT water process, producing **2a** efficiently as well.

Finally, scope and limitations are shown in Table 3. All the benzazoles were produced by an *N*-acylation/dehydration



Scheme 2 *N*-Acylation/dehydration condensation sequence leading to 1,2-diphenyl-1*H*-benzo[d]imidazole (**2a**).

Table 3 Production of benzazoles by an *N*-acylation/dehydration condensation process; scope and limitations^a

Entry	Product/functional groups (2)	Conditions ^b (°C/MPa/s)	Yield ^c (%)
1	R ¹ = OMe (2c)	445/45/3.87	90
2	R ¹ = CF ₃ (2d)	445/45/3.87	>99
3	R ² = H (2e)	445/35/2.26	98
4 ^d		445/45/0.17	81
5		400/25/1.77	>99
6		400/40/5.55	>99
7		445/45/3.87	>99
8		340/45/7.45	>99
9	R ² = NO ₂ (2i) X = NMe ₂ , R ³ = H (2j)	400/25/1.77	>99
10 ^e		445/45/3.87	81
11		445/45/3.87	69
12		445/45/3.87	84
13		400/30/3.79	>99
14	X = S, R ³ = H (2m)	400/40/5.55	92

^a A 50 mM NMP solution of starting substrates including *o*-substituted aniline (1.0 eq.) and benzoic anhydride derivative (1.25 eq.) was applied to the HTHP water process. Reactor volume = 0.88 cm³.

^b Process conditions: temperature (°C); pressure (MPa); residence time (s). ^c GC yield. ^d Reactor volume = 0.039 cm³. ^e 1.0 M NMP solution of 2-aminophenol and benzoic anhydride (1.25 eq.) was processed.

Table 2 Control experiments in a batch reactor^a

Entry	X	Solvent	Recovery	Yield ^b (%)	Product	Yield ^b (%)
1	NPh	H ₂ O	69	(1a)	9	(2a)
2	NPh	H ₂ O/NMP ^c	87	(1a)	12	(2a)
3	NPh	H ₂ O/AcOH ^d	0	(1a)	>99	(2a)
4	O	H ₂ O	>99	(1b)	trace	(2b)
5	O	H ₂ O/NMP ^c	>99	(1b)	trace	(2b)
6	O	H ₂ O/AcOH ^d	54	(1b)	trace	(2b)

^a 5 mM of **1** in solvent. ^b GC yield. ^c H₂O : NMP = 9 : 1. ^d H₂O : AcOH = 9 : 1.

sequential process. Reactions of **1a** with MeO- and CF₃ substituted benzoic anhydrides proceeded smoothly at 445 °C and 45 MPa, giving the corresponding 1,2-diphenyl-1*H*-benzo[d]imidazoles **2c** and **2d**, respectively, in high yields (entries 1 and 2). As a benzazole, 2-phenylbenzimidazole **2e** was attainable by condensation between *o*-phenylenediamine and benzoic anhydride at 445 °C and 45 MPa (entry 3). In the case of **2e**, conditions of 445 °C and 45 MPa achieved the most accelerated reaction completion time, 0.17 s (entry 4). Various 2-phenylbenzimidazoles with Br, F, PhCO, and NO₂ substituents at the 5 position and a Me substituent at the 1 position, were obtained in excellent yields under the corresponding HPHT conditions (entries 5–9, **2f–2j**). The process was also applicable to the efficient production of benzoxazoles **2b**, **2k**, **2l**, benzthiazole **2m**, and bis(benzimidazole) **2n** (entries 10–14).

Conclusions

In conclusion, it was demonstrated that the condensation reaction between *ortho*-substituted aniline and benzoic anhydride



derivatives for the synthesis of 2-arylbenzazoles can be successfully achieved using a HPHT water microflow chemical process. The reactions proceeded extremely rapidly, in very high yields, and as well are tolerant to a wide range of functional groups. Additional catalysts such as acid/base were not required in the dehydration step. The authors trust that “updated classic” organic synthesis using HPHT water would be definitely significant as a sustainable chemical process for 2-arylbenzazoles. Also taking advantages of microflow chemistry such as rapid screening, ease of scale up, and the capability for point of demand synthesis, *etc.*, the current approach would accelerate the exploration of novel functional materials based on 2-arylbenzazoles, directing towards their industrial manufacture in the future.

Acknowledgements

This research was partly supported by a Grant-in-Aid for Research Activity start-up (JSPS KAKENHI Grant Number 15H06892). We thank Dr Maya Chatterjee for her helpful discussions and graceful support.

Notes and references

- 1 B. Subramaniam and M. A. McHugh, *Ind. Eng. Chem. Process Des. Dev.*, 1986, **25**, 1–12; D. Bröll, C. Kaul, A. Krämer, P. Krammer, T. Richter, M. Jung, H. Vogel and P. Zehner, *Angew. Chem., Int. Ed.*, 1999, **38**, 2998–3014; P. E. Savage, *Chem. Rev.*, 1999, **99**, 603–621; M. Siskin and A. R. Katritzky, *Chem. Rev.*, 2001, **101**, 825–836; A. R. Katritzky, D. A. Nichols, M. Siskin, R. Murugan and M. Balasubramanian, *Chem. Rev.*, 2001, **101**, 837–892; R. Scott Oakes, A. A. Clifford and C. M. Rayner, *J. Chem. Soc., Perkin Trans. 1*, 2001, 917–941; N. Akiya and P. E. Savage, *Chem. Rev.*, 2002, **102**, 2725–2750; M. Watanabe, T. Sato, H. Inomata, R. L. Smith Jr., K. Arai, A. Kruse and E. Dinjus, *Chem. Rev.*, 2004, **104**, 5803–5821; S. E. Hunter and P. E. Savage, *Chem. Eng. Sci.*, 2004, **59**, 4903–4909; D. Prajapati and M. Gohain, *Tetrahedron*, 2004, **60**, 815–833; H. Weingärtner and E. U. Franck, *Angew. Chem., Int. Ed.*, 2005, **44**, 2672–2692; C.-J. Li, *Chem. Rev.*, 2005, **105**, 3095–3165; M. Sato, Y. Ikushima, K. Hataheda and R. Zhang, *Anal. Sci.*, 2006, **22**, 1409–1416; J. F. Dubreuil and M. Poliakoff, *Pure Appl. Chem.*, 2006, **78**, 1971–1982; A. Kruse and E. Dinjus, *J. Supercrit. Fluids*, 2007, **39**, 362–380; A. Kruse and E. Dinjus, *J. Supercrit. Fluids*, 2007, **41**, 361–379; H. C. Hailes, *Org. Process Res. Dev.*, 2007, **11**, 114–120; V. Hessel, B. Cortese and M. H. J. M. de Croon, *Chem. Eng. Sci.*, 2011, **66**, 1426–1448; N. S. Kus, *Tetrahedron*, 2012, **68**, 949–958; M. Akizuki, T. Fujii, R. Hayashi and Y. Oshima, *J. Biosci. Bioeng.*, 2014, **117**, 10–18.
- 2 H. Kawanami, K. Matsushima, M. Sato and Y. Ikushima, *Angew. Chem., Int. Ed.*, 2007, **46**, 5129–5132; M. Sato, K. Matsushima, H. Kawanami and Y. Ikushima, *Angew. Chem., Int. Ed.*, 2007, **46**, 6284–6288; M. Sato, N. Otabe, T. Tuji, K. Matsushima, H. Kawanami, M. Chatterjee, T. Yokoyama, Y. Ikushima and T. M. Suzuki, *Green Chem.*, 2009, **11**, 763–766; A. Suzuki, H. Kawanami, S. Kawasaki and K. Hataheda, *Synthesiology*, 2010, **3**, 151–161; R. Javaid, H. Kawanami, M. Chatterjee, T. Ishizaka, A. Suzuki and T. M. Suzuki, *Chem. Eng. J.*, 2011, **167**, 431–435; H. Kawanami, M. Sato, M. Chatterjee, N. Otabe, T. Tuji, Y. Ikushima, T. Ishizaka, T. Yokoyama and T. M. Suzuki, *Chem. Eng. J.*, 2011, **167**, 572–577.
- 3 M. Sato, K. Matsushima, H. Kawanami, M. Chatterjee, T. Yokoyama, Y. Ikushima and T. M. Suzuki, *Lab Chip*, 2009, **9**, 2877–2880.
- 4 As early examples of condensation between *ortho*-substituted aniline and benzoic acid derivatives for benzazoles synthesis: M. A. Phillips, *J. Chem. Soc.*, 1928, 2393–2399; E. L. Holljes Jr. and E. C. Wagner, *J. Org. Chem.*, 1944, **9**, 31–49; D. W. Hein, R. J. Alheimand and J. J. Leavit, *J. Am. Chem. Soc.*, 1957, **79**, 427–429; J. B. Hendrickson and Md. S. Hussoin, *J. Org. Chem.*, 1987, **52**, 4137–4139.
- 5 J. B. Wright, *Chem. Rev.*, 1951, **48**, 397–541; P. N. Preston, *Chem. Rev.*, 1974, **74**, 279–314; I. J. Turchi and M. J. S. Dewar, *Chem. Rev.*, 1975, **75**, 389–437; I. J. Turchi, *Ind. Eng. Chem. Prod. Res. Dev.*, 1981, **20**, 32–78; V. V. Korshak, G. V. Kazakova and A. L. Rusanov, *Polym. Sci. U.S.S.R.*, 1989, **1**, 4–21; D. A. Horton, G. T. Bourne and M. L. Smythe, *Chem. Rev.*, 2003, **103**, 893–930; R. V. Kumar, *Asian J. Chem.*, 2004, **16**, 1241–1260; N. R. Candeias, L. C. Branco, P. M. P. Gois, C. A. M. Afonso and A. F. Trindade, *Chem. Rev.*, 2009, **109**, 2703–2802; A. Gupta and S. Rawat, *J. Curr. Pharm. Res.*, 2010, **3**, 13–23; L. C. R. Carvalho, E. Fernandes and M. M. B. Marques, *Chem. – Eur. J.*, 2011, **17**, 12544–12555.
- 6 As a pioneering work, there has been a report of benzimidazole synthesis in high-temperature water using a novel batch-type autoclave. L. M. Dudd, E. Venardou, E. Garcia-Verdugo, P. Licence, A. J. Blake, C. Wilson and M. Poliakoff, *Green Chem.*, 2003, **5**, 187–192.
- 7 H. Z. Boeini and K. H. Najafabadi, *Eur. J. Org. Chem.*, 2009, 4926–4929; R. P. Karuvalam, K. R. Haridas and S. N. Shetty, *J. Chil. Chem. Soc.*, 2011, **57**, 1122–1125; D. Rambabu, P. R. K. Murthi, B. Dulla, M. V. B. Rao and M. Pal, *Synth. Commun.*, 2013, **43**, 3083–3092; S. S. Panda, M. A. Ibrahim, A. A. Oliferenko, A. M. Asiri and A. R. Katritzky, *Green Chem.*, 2013, **15**, 2709–2712; Y. D. Reddy, C. V. R. Reddy and P. K. Dubey, *RSC Adv.*, 2014, **4**, 2974–2979; H. Hikawa, M. Imani, H. Suzuki, Y. Yokoyama and I. Azumaya, *RSC Adv.*, 2014, **4**, 3768–3773; P. P. Kattimani, R. R. Kamble and G. Y. Meti, *RSC Adv.*, 2015, **5**, 29447–29455; B. Maleki, M. Baghayeri, S. M. Vahdat, A. Mohammadzadeh and S. Akhoondi, *RSC Adv.*, 2015, **5**, 46545–46551.
- 8 Selected reviews on microflow reactor technology for applications in organic synthesis; references therein lead to other reviews before 2009. T. Razzaq and C. O. Kappe, *Chem. – Asian J.*, 2010, **5**, 1274–1289; C. G. Frost and L. Mutton, *Green Chem.*, 2010, **12**, 1687–1703;



- R. L. Hartman, J. P. McMullen and K. F. Jensen, *Angew. Chem., Int. Ed.*, 2011, **50**, 7502–7519; J. Wegner, S. Ceylan and A. Kirschning, *Chem. Commun.*, 2011, **47**, 4583–4592; C. Wiles and P. Watts, *Green Chem.*, 2012, **14**, 38–54; L. M. Sanz and F. Susanne, *J. Med. Chem.*, 2012, **55**, 4062–4098; S. Marre, Y. Roig and C. Aymonier, *J. Supercrit. Fluids*, 2012, **66**, 251–264; V. Hessel, D. Kralisch, N. Kockmann, T. Noël and Q. Wang, *ChemSusChem*, 2013, **6**, 746–789; S. G. Newman and K. F. Jensen, *Green Chem.*, 2013, **15**, 1456–1472; K. S. Elvira, X. C. i Solvas, R. C. R. Wootton and A. J. deMello, *Nat. Chem.*, 2013, **5**, 905–915; L. Vaccaro, D. Lanari, A. Marrocchi and G. Strappaveccia, *Green Chem.*, 2014, **16**, 3680–3704; S. V. Ley, D. E. Fitzpatrick, R. J. Ingham and R. M. Myers, *Angew. Chem., Int. Ed.*, 2015, **54**, 3449–3464; B. Gutmann, D. Cantillo and C. O. Kappe, *Angew. Chem., Int. Ed.*, 2015, **54**, 6688–6728; S. V. Ley, D. E. Fitzpatrick, R. M. Myers, C. Battilocchio and R. J. Ingham, *Angew. Chem., Int. Ed.*, 2015, **54**, 10122–10136.
- 9 Details are found in the ESI.†
 - 10 GC charts after the reactions are found in the ESI.†
 - 11 A graphical representation of residence time and ionic constants of water at various temperatures and pressures are found in the ESI.†
 - 12 Reported syntheses of benzoxazole derivatives by dehydration often require catalysts/reagents such as strong acids and a reaction time in the order from minutes to hours. For examples, please see ref. 4, 6 and 7.

