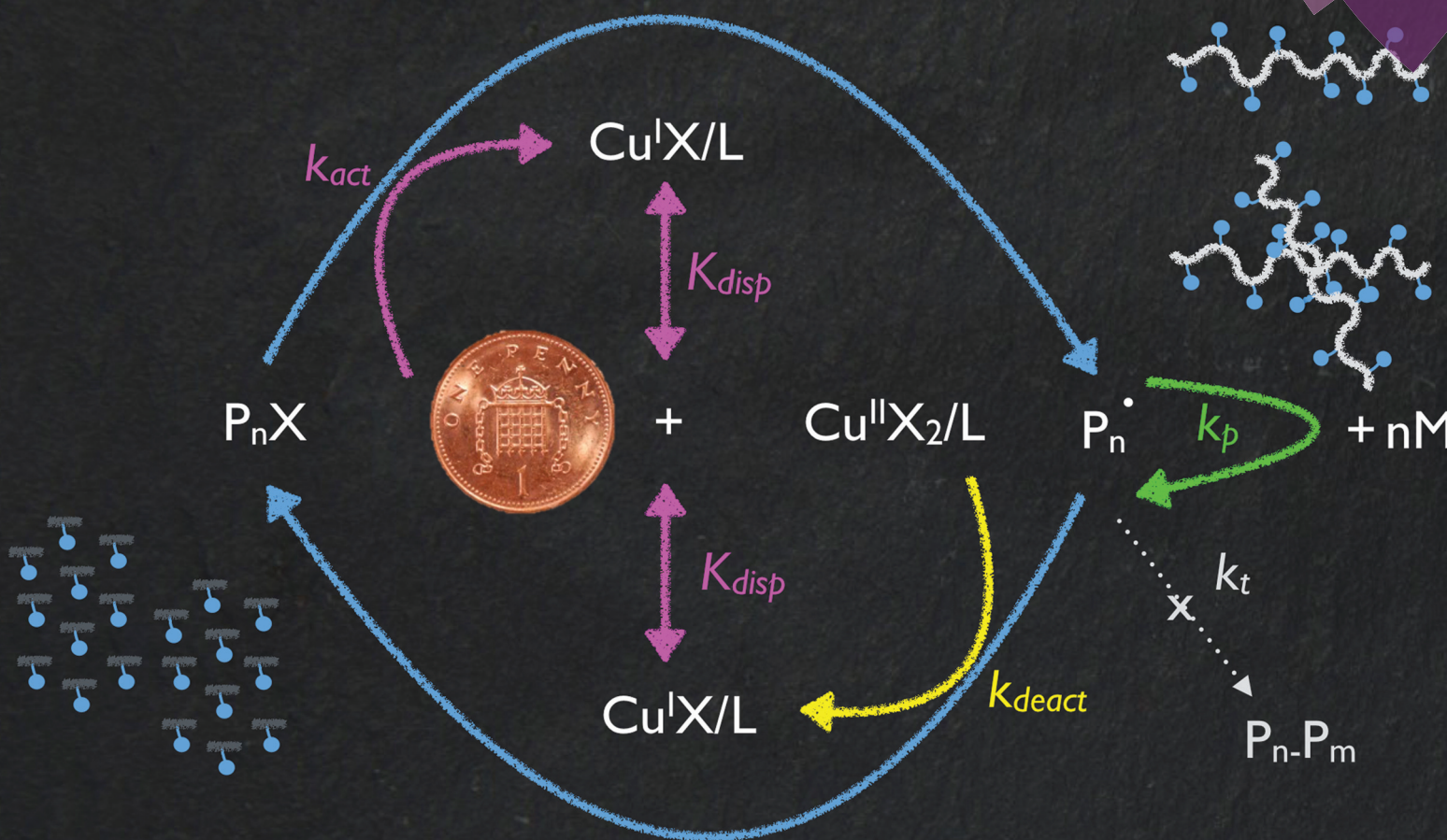


Polymer Chemistry

www.rsc.org/polymers

INSERT COIN
TO START



ISSN 1759-9954



COMMUNICATION

M. Resmini, C. R. Becer *et al.*

SET-LRP of acrylates catalyzed by a 1 penny copper coin

175
YEARS



Cite this: *Polym. Chem.*, 2016, 7, 6564

Received 25th July 2016,
Accepted 25th August 2016

DOI: 10.1039/c6py01295g

www.rsc.org/polymers

SET-LRP of acrylates catalyzed by a 1 penny copper coin†

R. Aksakal,^{a,b} M. Resmini*^b and C. R. Becer*^a

A British 1 penny coin (1 p) was used to polymerize a selection of hydrophobic and hydrophilic acrylate monomers using linear and star shaped initiators to obtain polymers even in 50 gram scale with low dispersity values ($D = 1.05$ – 1.11). When compared with Cu wire systems, no induction period was observed, hence demonstrating an economic and easily accessible catalyst for SET-LRP acrylates.

The ability to control chemical composition and architecture is a key priority in polymer synthesis, to obtain materials with the specific characteristics for desired applications. In the last two decades, several robust controlled radical polymerization (CRP) techniques have been developed, that enable the synthesis of well-defined polymers, with excellent control over chain length, dispersity and composition. Among the most established CRP methods reversible addition-fragmentation chain transfer (RAFT) polymerization,^{1,2} nitroxide mediated polymerization (NMP),^{3,4} atom transfer radical polymerization (ATRP)^{5–7} and more recently, single electron transfer living radical polymerization (SET-LRP)^{8,9} are the four major techniques that have been widely investigated.

SET-LRP, in particular, is a versatile method that allows excellent control over the polydispersity (PDI) with high chain end fidelity, even at high monomer conversions. Unlike the activation step in ATRP with Cu(I)X (X = Br or Cl), the mechanism proposed for SET-LRP, requires the disproportionation of Cu(I)X to Cu(0) and Cu(II)X₂, in a polar solvent (*i.e.* DMSO, H₂O or alcohols), and an N-donor ligand (*i.e.* Me₆TREN or PMDETA).^{10,11} Despite various hypotheses the detailed mechanism of SET-LRP is yet to be fully understood.^{12–15} Detailed optimization of reaction conditions and the choice of catalyst system are essential requirements in order to obtain the

desired polymer. Many reports have already identified the importance of the ligand¹⁶ choice and the deactivator concentration,^{17,18} effect of solvent,¹⁹ initiator type,^{20–22} and other additives²³ as essential parameters to be considered. The choice of metal used as a catalyst in the polymerisation is also crucial. In comparison to other zero valent metals, Cu is the most widely used catalyst,²⁴ obtained from various sources and in different formats. Elegant examples describe the successful use of Cu powder,²⁵ Cu pellets,²⁶ Cu tubing,^{27,28} Cu plate,²⁹ Cu wire³⁰ and *in situ* generated Cu(0) particles under aqueous SET-LRP conditions.

In aqueous SET-LRP, the pre-disproportionation of Cu(I)Br in water in the presence of Me₆TREN^{22,23} results in highly active, *in situ* generated Cu(0) particles, which provided the shortest polymerization periods. By employing this system, multi-block copolymers of various acrylamides were synthesized within 3.5 hours.³¹ Our group has also recently demonstrated the first example of synthesis of star shaped penta-block copolymers *via* aqueous SET-LRP completed in just under 90 minutes.³² On the other hand, especially in the case of Cu wire, pellets and plate, the pre-activation of the Cu surface plays a crucial role for the reactivity and outcome of the polymerization.³³ For pre-activation, typically HCl or hydrazine is employed to remove Cu oxides from the surface, which increases the polymerization rate and minimizes the induction period. Interestingly, there are conflicting reports in the literature regarding the mechanistic explanation that justifies the presence of an induction period.^{34,35}

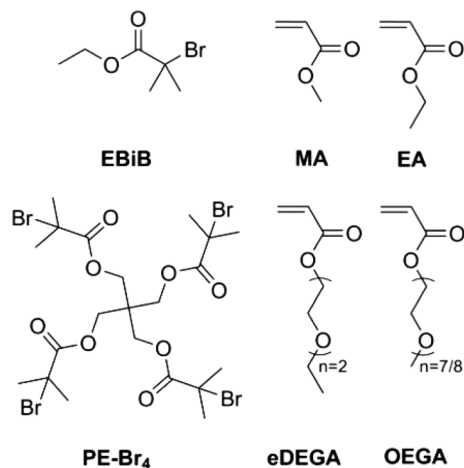
In this work, we present our findings on the polymerization of various hydrophilic and hydrophobic acrylates using a British 1 penny coin as an alternative and readily available copper source. A linear (EBiB, ethyl-2-bromo isobutyrate) and a 4-arm star initiator (PE-Br₄) have been utilized to carry out kinetic investigation on the SET-LRP of methyl acrylate (MA), ethyl acrylate (EA), di(ethyleneglycol) ethyl ether acrylate (eDEGA) and oligo(ethylene glycol) methyl ether acrylate (OEGA) (Scheme 1). The polymers were obtained with very good control over dispersity ($D < 1.11$) and in close agreement between theoretical and experimental molecular weight

^aSchool of Engineering and Materials Science, Queen Mary University of London, London E1 4NS, UK. E-mail: r.becer@qmul.ac.uk

^bSchool of Biological and Chemical Sciences, Queen Mary University of London, London E1 4NS, UK. E-mail: m.resmini@qmul.ac.uk

† Electronic supplementary information (ESI) available: Polymerization kinetics and additional NMR, MALDI and GPC traces. See DOI: 10.1039/c6py01295g





Scheme 1 Initiators and monomers used in this work.

(Table 1). Moreover, the feasibility of using a coin as a copper source for the polymerization of EA has been demonstrated for different chain lengths ($DP_n = 20\text{--}80$) as well as presented the SET-LRP of EA in relatively large scale (50 g).

In order to avoid star-star polymer coupling, initial polymerizations of MA initiated by PE-Br₄ were carried out at different monomer concentrations (*i.e.* 1 : 1, 1 : 4 and 1 : 10 v/v monomer : solvent). When a MA : DMSO ratio of 1 : 1 (v/v) was used, significant products derived from coupling reactions were observed in the GPC traces, despite a relatively low MWD (Fig. S2–S4,† $M_{n,GPC} = 4200\text{ g mol}^{-1}$, PDI = 1.18). The amount of coupling was at minimum when either ratios of 1 : 4 or 1 : 10 (v/v) were used. However, the conversion of the latter was determined to be 87% by ¹H NMR spectroscopy, whereas the ratio of 1 : 4 resulted in a conversion of 97% already after 3 h (Fig. S3†). Based on these results, the monomer : solvent ratio was kept at 1 : 4 (v/v) for the following reactions and the polymerization kinetics were investigated for up to 3 hours.

The SET-LRP kinetics for **P1–P4**, which are catalysed by 1 p coin at 25 °C in DMSO are shown in Fig. 1. The reactions were initiated with the linear initiator (EBiB), whereas all molar ratios were kept constant as [Monomer] : [EBiB] : [Me₆TREN] : [CuBr₂] = 20 : 1 : 0.19 : 0.1. The

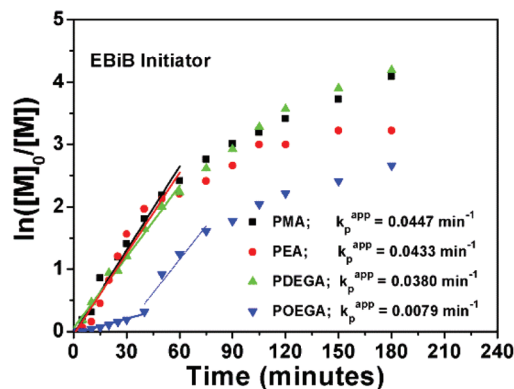


Fig. 1 $\ln([M]_0/[M])$ vs. time plot for **P1–P4** with the corresponding k_p^{app} values.

data suggest that when the linear portion of the curves (the first 60 minutes) for **P1**, **P2** and **P3** are analyzed, very similar k_p^{app} values are obtained with no evidence of any induction period (Fig. 1).

On the other hand, a significant deviation from the general trend was observed for **P4** in the first 30 minutes ($\rho = 17\%$), which was attributed to the known induction period of (OEGA)_n monomers, bearing long side chains.³⁶ The second linear regime for **P4** between 30–60 minutes, relates to the overall values obtained for **P1–P3** in the first hour. After an hour of reaction period, all polymerization reactions tend to display a second linear regime, in which the rate constant decreases until quantitative conversion is reached. This is due to the low concentration of the monomer left at later stages of the polymerization. **P4** follows a similar trend as **P1–P3**, after the induction period. Although very good control over the MWDs was maintained, high molecular weight shoulders have become evident in the obtained GPC traces for **P3** and **P4** (Fig. 2, GPC traces C–D). Moreover, the data indicates that as bimolecular termination takes place the active chain end concentration decreases, thus effectively leading to a higher ligand and CuBr₂ to dormant species ratio, which in turn slows down the reaction (*i.e.* persistent radical effect).³⁷ Nevertheless, all polymerizations reached almost quantitative conversions within 3 hours, regardless of the monomers

Table 1 Polymers obtained in this study using linear EBiB and 4-arm PE-Br₄ initiators under the same SET-LRP conditions [M] : [I] : [CuBr₂] : [Me₆TREN] = 20 : 1 : 0.1 : 0.19 at 25 °C in DMSO for 3 h

Polymer	Initiator	Monomer (DP = 20)	$M_{n,theo}$ (g mol ⁻¹)	$M_{n,GPC}^a$ (g mol ⁻¹)	PDI ^a	ρ (%)	$\Delta m_{Cu(0)}$ (mg)
P1	EBiB	MA	1900	2000	1.10	97 ^c	6.5
P2	EBiB	EA	2200	2600	1.10	99 ^b	7.1
P3	EBiB	eDEGA	3900	4500	1.11	98 ^b	7.6
P4	EBiB	OEGA ₄₈₀	9200	9200	1.07	93 ^c	8.1
P5	PE-Br ₄	MA	2400	1600	1.07	98 ^c	7.9
P6	PE-Br ₄	EA	2700	2600	1.08	99 ^b	7.5
P7	PE-Br ₄	eDEGA	4400	4400	1.09	97 ^b	7.6
P8	PE-Br ₄	OEGA ₄₈₀	8400	8300	1.06	80 ^c	7.5

^a THF with NEt₃ eluent, linear PMMA standards. ^b Conversion was measured by GC. ^c Conversion was measured by ¹H NMR spectroscopy.



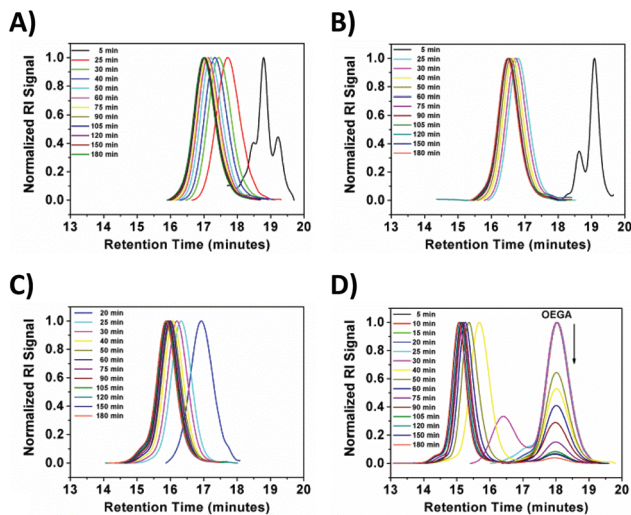


Fig. 2 GPC traces of the obtained polymers (A) **P1**, (B) **P2**, (C) **P3** and (D) **P4** using the EBiB initiator.

chosen. Furthermore, analysis of **P1** by ^1H NMR spectroscopy and MALDI-ToF MS showed a high degree of end group-fidelity (Fig. 3 and see Fig. S5 † for full spectrum).

By comparing the broad signal of CH-Br (ω -terminus) between 4.09–4.00 ppm and $\text{CH}_3\text{-CH}_2\text{-}$ (initiator) between 3.92–3.80 ppm, the end group fidelity was calculated to be 81% by ^1H NMR spectroscopy (Fig. S6 †). It is known that the end group fidelity can still be improved even further by varying the ligand and/or CuBr_2 concentration in such SET-LRP systems.

The increase in molecular weight (M_n) with higher conversion shows a similar trend to the one shown in Fig. 1. Up to a conversion of about 30%, the experimental M_n values measured for **P4** are not in agreement with the theoretical values (Fig. 4, blue line). This might be due to difference in the hydrodynamic volume of POEGA in comparison to PMMA standards. For all other values a linear evolution of M_n with respect to monomer conversion was observed within very close approximation to the theoretical values.

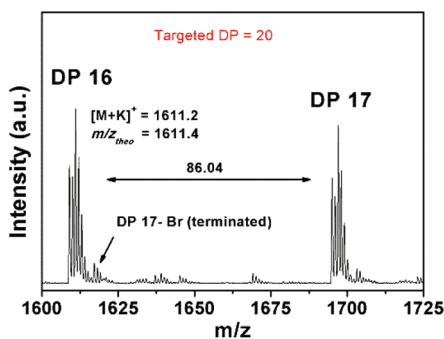


Fig. 3 Expanded MALDI-ToF spectrum of PMA_{20} (**P1**) obtained via Cu coin mediated SET-LRP in DMSO.

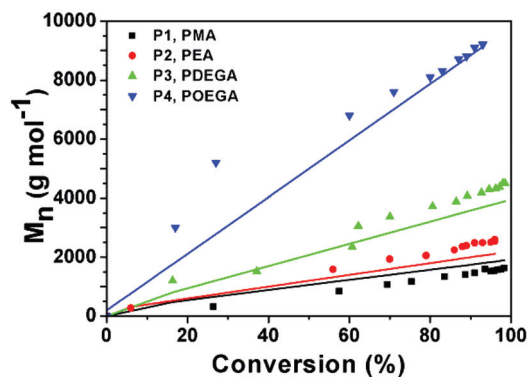


Fig. 4 M_n vs. conversion plot for **P1**–**P4**. Coloured symbols represent M_n obtained from GPC; lines represent theoretical M_n calculated from corresponding conversions.

Similarly to the case with the linear initiator, when a branched initiator was utilized the same molar ratios of $[\text{Monomer}] : [\text{PE-Br}_4] : [\text{Me}_6\text{TREN}] : [\text{CuBr}_2] = 20 : 1 : 0.19 : 0.1$ were used. Here only the amount of the initiator was varied, in order to keep the concentration of the monomer and catalyst system to solvent constant. Fig. S11–14, † shows the obtained GPC traces for the polymers **P5**–**P8**. All polymerizations reached to quantitative conversions, where as a conversion of 80% for **P8** was obtained ($M_{n,\text{GPC}} = 8300 \text{ g mol}^{-1}$, $\text{PDI} = 1.06$) in 3 hours.

By using a four-arm star initiator for **P5**–**P8**, the effective ligand concentration per initiating site has been decreased to a fourth. Although comparable k_p^{app} values could not be obtained from the $\ln([M]_0/[M])$ vs. time plot (**P5**–**P8**, Fig. 5), a significantly slower conversion was observed for the first 30 minutes, when compared to the linear **P1**–**P4** polymerizations.

Contrary to the trend observed with the linear initiator where a decrease in the polymerization rate occurs (Fig. 1), monomer consumption tends to speed up after 30 minutes for **P5**–**P8**. The increase in rate for **P5**–**P7** is significantly more

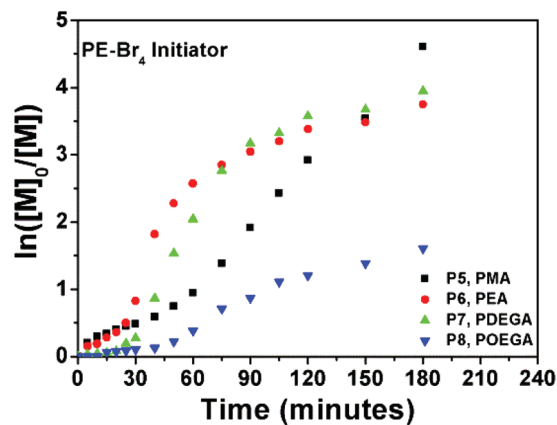


Fig. 5 $\ln([M]_0/[M])$ vs. time plot for **P5**–**P8** obtained via 1 penny mediated SET-LRP using PE-Br_4 as an initiator.



evident than the increase for **P8**, which can be explained with the induction time for OEGA. Furthermore, the evolutions of the molecular weights obtained from GPC analysis are found to be in excellent agreement with the theoretical molecular weights (Fig. S7†). For instance, with the exception of polymer **P8**, all molecular weights during the polymerization follow a linear trend whilst growing. For **P8**, a rapid increase in M_n is observed up to 12% monomer consumption ($M_{n,\text{GPC}} = 3300 \text{ g mol}^{-1}$, PDI = 1.05), which is followed by a slower linear increase up to 80% conversion. Nevertheless the MWD remains low throughout the polymerization, which can be taken as a reliable indication that good control is maintained, with no apparent coupling reactions taking place.

Furthermore, EA was polymerized using EBiB at DP = 40 and 80 (**P9** and **P10**, respectively) under the same conditions. Good control was retained over polymerization (PDI 1.07–1.10) even at high DP and negligible amount of coupling reactions were observed (Fig. 6). Kinetic investigation of the polymerization shows identical behaviour to **P2** ($DP_n = 20$). Finally, an attempt was done to obtain a polymer on large scale by polymerizing EA ($DP_n = 80$) on a 50 g scale (**P11**) using a single 1p coin. Within 3 hours, monomer conversion has already reached to 90% ($M_{n,\text{GPC}} = 7400 \text{ g mol}^{-1}$, PDI = 1.06). At this

point, the polymerization was allowed to proceed for 16 hours to reach to full conversion ($M_{n,\text{GPC}} = 8300 \text{ g mol}^{-1}$, PDI = 1.06, Fig. S8†).

For each polymerization reaction, the weight change of the copper coin was monitored, by noting the difference in mass of the copper coin at $t = 0$ and right after the polymerization was stopped at $t = 3 \text{ h}$. Before pre-activation, the copper coin was immersed into a beaker containing HCl (2–3 times), then thoroughly washed with deionised H_2O and acetone before drying under nitrogen. The initial weights of the Cu coins were found to be around 3.5 and 3.6 g. After this, the coins were pre-activated as usual (see ESI 3.2,† Experimental procedure). When the polymerizations occurred for 3 hours, the Cu coins were immediately removed from the reaction medium and rinsed with acetone and dried under nitrogen, prior to weighing. Negligible mass losses in comparison to the initial weight of the Cu coins were obtained. The mass changes were found to be between 6.5 to 8.1 mg ($\Delta m_{\text{coin}} < 0.2\%$) and are listed in Table 1. Interestingly, when one of our initial attempts to polymerize eDEGA with EBiB failed due to an issue with the Schlenk line (Fig. S9†), we have also observed that the mass change of 1.7 mg took place at a monomer conversion of 7% (after 3 h), which suggests that Cu is only consumed when SET-LRP occurs.

It should be noted that there are two different types of 1 p coins in circulation. From their first issue in 1971 until 1992, the composition of a 1 p coin consisted of 97% Cu, 2.5% Zn and 0.5% Sn. Hereafter, Cu plated steel coins were introduced (94% mild steel from Fe, C and Mn, and 6% Cu).³⁸ We have found that both coins can be used equally, providing almost identical polymerization results (Fig. S10†).

Moreover, for comparison purposes a Cu wire is used with an equal surface area to a Cu coin. The total surface area of a standard British 1 p coin (diameter = 20.3 mm, thickness = 1.65 mm)³⁸ equals to that of a cylindrical copper wire (9.58 cm, 0.25 mm diameter, ESI eqn (1)†). Therefore, EA was polymerized with EBiB using a 9.6 cm (diameter = 0.25 mm, **P12**) Cu wire under the same polymerization conditions as for **P2**. We have then investigated the effect of a shorter (5 cm in length) Cu wire (**P13**) for comparison, as this is a widely employed standard Cu wire length in the literature. As expected, induction periods were observed for **P12** and **P13**, of 25 and 40 minutes, respectively.³⁴ Nicolas *et al.* attributed this initial slow rate of polymerization to autocatalysis by studying the initiator conversion, which is not applicable for this study as only the monomer concentration was monitored.³⁵ On the contrary, when a coin with the same surface area was employed the kinetics for **P2** provided a conversion of 6% in 5 minutes, with a linear increase in the kinetic plot (Fig. 7). In order to investigate if the acceleration in the polymerization is due to the uneven surface of the Cu coin, we have utilized an extra long (20 cm in length) Cu wire (**P14**). However, an induction period of 20 minutes was also observed, which indicates that a higher surface area of Cu is not the main reason for eliminating the induction period.

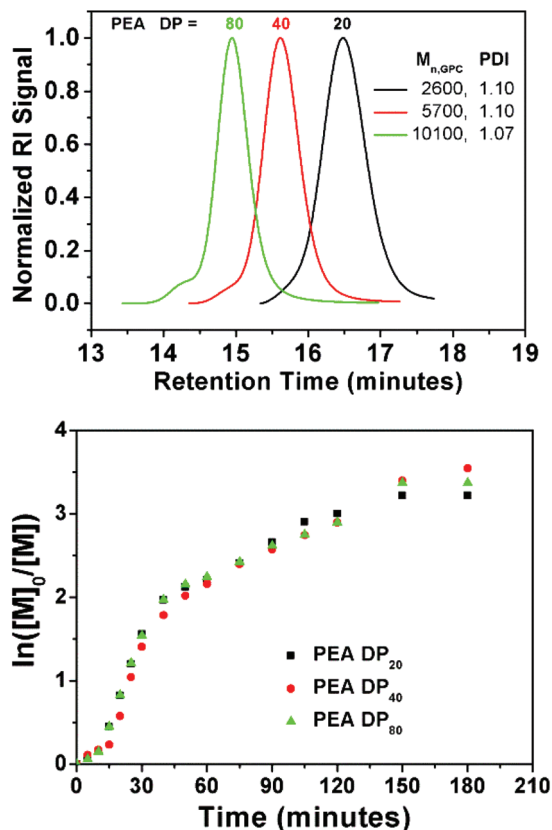


Fig. 6 GPC traces of the obtained PEA at different DP_n , **P2** = DP_{20} , **P9** = DP_{40} and **P10** = DP_{80} (Top). $\ln([M]_0/[M])$ vs. time plot for **P2**, **P9** and **P10** obtained via 1 penny mediated SET-LRP using EBiB as an initiator (Bottom).



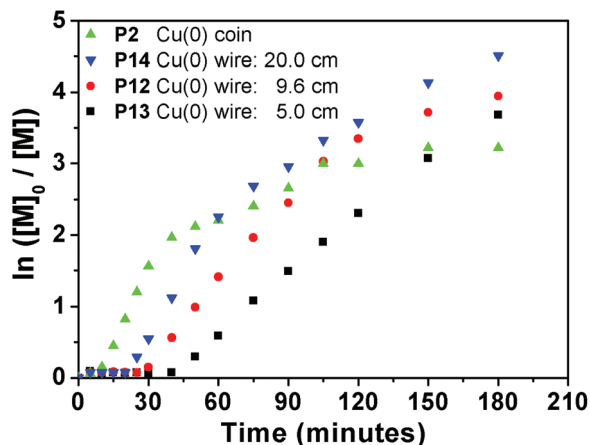


Fig. 7 $\ln([M]_0/[M])$ vs. time plot for P2, P12 and P13 obtained via copper mediated SET-LRP using EBiB as initiator.

In conclusion, a series of well defined polymers were obtained via 1 penny coin catalyzed SET-LRP of MA, EA, DEGA and OEGA using both a linear (EBiB) and a 4-arm star initiator (PE-Br₄). All obtained polymers were characterized in details via GPC, ¹H NMR and MALDI-ToF MS techniques. Although some of the polymers displayed minor bimolecular termination to some extent, linear PMA and PEA displayed no coupling reactions at all (PDI = 1.10). Furthermore, in order to demonstrate the scope of this protocol, we have shown the polymerization of PEA at various degrees of polymerizations (DP = 20, 40 and 80) as well as synthesized PEA₈₀ at a relatively large scale (50 g) with excellent control over MWD and in good agreement between theoretical and experimental molecular weight. Furthermore, a Cu wire with an equal surface area was used for polymerization to demonstrate a comparison to a more widely used system in the literature. The obtained results indicate that, a Cu coin can be utilized as a cheap, convenient and readily available alternative source to Cu wire for Cu(0) mediated polymerizations of acrylates.

References

- G. Moad, E. Rizzardo and S. H. Thang, *Aust. J. Chem.*, 2012, **65**, 985–1076.
- D. J. Keddie, *Chem. Soc. Rev.*, 2014, **43**, 496–505.
- C. J. Hawker, A. W. Bosman and E. Harth, *Chem. Rev.*, 2001, **101**, 3661–3688.
- J. Nicolas, Y. Guillaneuf, C. Lefay, D. Bertin, D. Gigmes and B. Charleux, *Prog. Polym. Sci.*, 2013, **38**, 63–235.
- J.-S. Wang and K. Matyjaszewski, *J. Am. Chem. Soc.*, 1995, **117**, 5614–5615.
- K. Matyjaszewski, *Macromolecules*, 2012, **45**, 4015–4039.
- M. Kato, M. Kamigaito, M. Sawamoto and T. Higashimura, *Macromolecules*, 1995, **28**, 1721–1723.
- V. Percec, A. V. Popov, E. Ramirez-Castillo, M. Monteiro, B. Barboiu, O. Weichold, A. D. Asandei and C. M. Mitchell, *J. Am. Chem. Soc.*, 2002, **124**, 4940–4941.
- V. Percec, T. Guliashvili, J. S. Ladislaw, A. Wistrand, A. Stjerndahl, M. J. Sienkowska, M. J. Monteiro and S. Sahoo, *J. Am. Chem. Soc.*, 2006, **128**, 14156–14165.
- B. M. Rosen and V. Percec, *Chem. Rev.*, 2009, **109**, 5069–5119.
- N. Zhang, S. R. Samanta, B. M. Rosen and V. Percec, *Chem. Rev.*, 2014, **114**, 5848–5958.
- D. Konkolewicz, Y. Wang, M. Zhong, P. Krysz, A. A. Isse, A. Gennaro and K. Matyjaszewski, *Macromolecules*, 2013, **46**, 8749–8772.
- D. Konkolewicz, Y. Wang, P. Krysz, M. Zhong, A. A. Isse, A. Gennaro and K. Matyjaszewski, *Polym. Chem.*, 2014, **5**, 4396–4417.
- F. Alsubaie, A. Anastasaki, V. Nikolaou, A. Simula, G. Nurumbetov, P. Wilson, K. Kempe and D. M. Haddleton, *Macromolecules*, 2015, **48**, 5517–5525.
- F. Alsubaie, A. Anastasaki, V. Nikolaou, A. Simula, G. Nurumbetov, P. Wilson, K. Kempe and D. M. Haddleton, *Macromolecules*, 2015, **48**, 6421–6432.
- A. Anastasaki, C. Waldron, P. Wilson, R. McHale and D. M. Haddleton, *Polym. Chem.*, 2013, **4**, 2672–2675.
- L. C. Ding W, Y. Sun, H. Luan, T. Yu and G. Qu, *Polym. Bull.*, 2011, **67**, 7.
- A. Anastasaki, C. Waldron, P. Wilson, C. Boyer, P. B. Zetterlund, M. R. Whittaker and D. Haddleton, *ACS Macro Lett.*, 2013, **2**, 896–900.
- A. Anastasaki, A. J. Haddleton, Q. Zhang, A. Simula, M. Drosbecke, P. Wilson and D. M. Haddleton, *Macromol. Rapid Commun.*, 2014, **35**, 965–970.
- N. H. Nguyen, J. Kulis, H.-J. Sun, Z. Jia, B. van Beusekom, M. E. Levere, D. A. Wilson, M. J. Monteiro and V. Percec, *Polym. Chem.*, 2013, **4**, 144–155.
- L. Voorhaar, S. Wallyn, F. E. Du Prez and R. Hoogenboom, *Polym. Chem.*, 2014, **5**, 4268–4276.
- S. Fleischmann and V. Percec, *J. Polym. Sci., Part A: Polym. Chem.*, 2010, **48**, 2236–2242.
- M. Gavrilo, T. J. Zerk, P. V. Bernhardt, V. Percec and M. J. Monteiro, *Polym. Chem.*, 2016, **7**, 933–939.
- A. Anastasaki, V. Nikolaou and D. M. Haddleton, *Polym. Chem.*, 2016, **7**, 1002–1026.
- G. Lligadas, B. M. Rosen, C. A. Bell, M. J. Monteiro and V. Percec, *Macromolecules*, 2008, **41**, 8365–8371.
- M. E. Levere, I. Willoughby, S. O'Donohue, A. de Cuendias, A. J. Grice, C. Fidge, C. R. Becer and D. M. Haddleton, *Polym. Chem.*, 2010, **1**, 1086–1094.
- N. Chan, M. F. Cunningham and R. A. Hutchinson, *Macromol. Rapid Commun.*, 2011, **32**, 604–609.
- J. A. Burns, C. Houben, A. Anastasaki, C. Waldron, A. A. Lapkin and D. M. Haddleton, *Polym. Chem.*, 2013, **4**, 4809–4813.
- T. Zhang, Y. Du, F. Muller, I. Amin and R. Jordan, *Polym. Chem.*, 2015, **6**, 2726–2733.
- B. C. Soeriyadi, A. H. Nyström, P. B. Zetterlund and M. R. Whittaker, *J. Am. Chem. Soc.*, 2011, **133**, 4.
- F. Alsubaie, A. Anastasaki, P. Wilson and D. M. Haddleton, *Polym. Chem.*, 2015, **6**, 406–417.
- R. Aksakal, M. Resmini and C. R. Becer, *Polym. Chem.*, 2016, **7**, 171–175.



- 33 N. H. Nguyen and V. Percec, *J. Polym. Sci., Part A: Polym. Chem.*, 2010, **48**, 5109–5119.
- 34 Y. Gao, T. Zhao, D. Zhou, U. Greiser and W. Wang, *Chem. Commun.*, 2015, **51**, 14435–14438.
- 35 S. Harrisson, P. Couvreur and J. Nicolas, *Macromolecules*, 2012, **45**, 7388–7396.
- 36 A. Simula, G. Nurumbetov, A. Anastasaki, P. Wilson and D. M. Haddleton, *Eur. Polym. J.*, 2015, **62**, 294–303.
- 37 H. Fischer, *Chem. Rev.*, 2001, **101**, 3581–3610.
- 38 The Royal Mint, Coin Designs and Specifications, <http://www.royalmint.com> (accessed on: 01.08.2016).

