



Cite this: *Catal. Sci. Technol.*, 2016,  
6, 4201

# The selective oxidation of *n*-butanol to butyraldehyde by oxygen using stable Pt-based nanoparticulate catalysts: an efficient route for upgrading aqueous biobutanol†

Inaki Gandarias,<sup>\*a</sup> Ewa Nowicka,<sup>b</sup> Blake J. May,<sup>b</sup> Shaimaa Alghareed,<sup>b</sup>  
Robert D. Armstrong,<sup>b</sup> Peter J. Miedziak<sup>b</sup> and Stuart H. Taylor<sup>\*b</sup>

Supported Pt nanoparticles are shown to be active and selective towards butyraldehyde in the base-free oxidation of *n*-butanol by O<sub>2</sub> in an aqueous phase. The formation of butyric acid as a by-product promoted the leaching of Pt and consequently the activity of the catalysts decreased upon reuse. Characterisation showed that the degree to which Pt leached from the catalysts was related to both the metal-support interaction and metal particle size. A catalyst active and stable (<1% metal leaching) in the aqueous reaction medium was obtained when Pt nanoparticles were supported on activated carbon and prepared by a chemical vapour impregnation method. The presence of *n*-butanol in the aqueous medium is required to inhibit the over oxidation of butyraldehyde to butyric acid. Consequently, high selectivities towards butyraldehyde can only be obtained at intermediate *n*-butanol conversion.

Received 9th October 2015,  
Accepted 18th January 2016

DOI: 10.1039/c5cy01726b

[www.rsc.org/catalysis](http://www.rsc.org/catalysis)

## Introduction

Future sustainable societies will require the production of fuels and commodity chemicals from biomass through technically and economically feasible processes. For instance, butyraldehyde is a key intermediate in the chemical industry, as it is used in the production of 2-ethylhexanol, 2-ethylhexanoic acid, polyvinyl butyral and trimethylolpropane.<sup>1</sup> Currently, the commercial method to obtain butyraldehyde is the hydroformylation of propylene, a petroleum derivative.<sup>2</sup> A significantly greener approach would be the production of butyraldehyde through the selective oxidation of biobutanol,<sup>3</sup> which can be obtained by the acetone–butanol–ethanol (ABE) fermentation of biomass. Hence, biobutanol could become a key building block in future biorefineries if its production cost is reduced by improving the industrial microbial strains, the fermentation technologies, and the separation processes.<sup>4</sup>

Relatively high butyraldehyde yields have been reported from the gas phase selective oxidation of *n*-butanol.<sup>5</sup> However, after the ABE fermentation process biobutanol is obtained in a highly dilute aqueous solution,<sup>6</sup> therefore, from

an economic and environmental point of view aqueous phase oxidation processes using molecular oxygen as the oxidant, and a highly active, easily separable and reusable heterogeneous catalyst would appear to be the best option.<sup>7</sup>

The catalytic oxidation of an alcohol is reported to be a two-step process. In the first step the substrate adsorbs onto the catalytic surface forming a hydrogen adatom and an alkoxide. The second step is the abstraction of the  $\beta$ -hydrogen by the metal site.<sup>8</sup> As the metal sites and the sites of the support are involved in the catalytic cycle, smaller metal nanoparticles enlarge the interfacial periphery regions between the nanoparticles and the support and, thus, they increase the oxidation activity of the catalysts. Recently, we studied the aqueous phase base-free oxidation of *n*-butanol to butyric acid using Au–Pd nanoparticles supported on TiO<sub>2</sub>.<sup>9</sup> The catalysts prepared by the sol-immobilisation method displayed the narrowest particle size distribution (average size 2.2 nm) and the best performance in *n*-butanol oxidation (92% butyric acid selectivity at 90% *n*-butanol conversion). Remarkably these catalysts were also stable under the operating conditions used: no metal leaching was observed and the catalysts maintained their activity during three consecutive reaction cycles. Very high activities have also been reported for Au–Pd/TiO<sub>2</sub> catalysts prepared by sol-immobilisation in the oxidation of other alcohols.<sup>10</sup>

The selective production of butyraldehyde in the aqueous phase oxidation of *n*-butanol presents some challenges. It has been reported that non-aqueous solvents are required for

<sup>a</sup> Department of Chemical and Environmental Engineering, University of the Basque Country (UPV/EHU), Alameda Urquijo s/n 48013, Bilbao, Spain.  
E-mail: [inaki\\_gandarias@ehu.es](mailto:inaki_gandarias@ehu.es)

<sup>b</sup> Cardiff Catalysis Institute, School of Chemistry, Cardiff University, Main Building, Park Place, Cardiff, CF10 3AT, UK. E-mail: [taylorsh@cardiff.ac.uk](mailto:taylorsh@cardiff.ac.uk)

† Electronic supplementary information (ESI) available. See DOI: 10.1039/c5cy01726b

the synthesis of aldehydes from the selective oxidation of the corresponding alcohols.<sup>11</sup> In fact, butyraldehyde oxidises to butyric acid in the aqueous phase at 100 °C even in the absence of a catalyst.<sup>9</sup> This has been related to the aldehyde reacting with water to generate a geminal diol which rapidly reacts to form the acid<sup>12</sup> (see Scheme 1). Hence, to obtain high butyraldehyde yields, a catalyst that is active in the oxidation of *n*-butanol to butyraldehyde but does not catalyse its transformation into butyric acid has to be developed. Furthermore this catalyst has to be stable under the operating conditions used.

## Experimental

### Catalyst preparation

**Sol immobilisation.** For the preparation of Au–Pd/support, Pd–Pt/support, Au–Pt/support, Pd–Pt–Au/support, Pt/support catalysts, aqueous solutions of PdCl<sub>2</sub> (Johnson Matthey), HAuCl<sub>4</sub>·3H<sub>2</sub>O (Johnson Matthey) or H<sub>2</sub>PtCl<sub>6</sub>·6H<sub>2</sub>O (Johnson Matthey) of the desired concentrations were prepared. Polyvinylalcohol (PVA, 1 wt% aqueous solution, Sigma Aldrich, MW = 10 000, 80 wt% hydrolysed) was freshly prepared and used as the stabiliser. NaBH<sub>4</sub> (Sigma Aldrich, 0.1 M aqueous solution) was also freshly prepared and used as the reducing agent. To a mixed aqueous solution of metals, the required amount of a PVA solution was added (PVA/metals (wt/wt) = 1.2) with vigorous stirring for 15 minutes. NaBH<sub>4</sub> was then added rapidly, such that the NaBH<sub>4</sub>:total metal ratio (mol/mol) was 5. After 30 minutes of sol generation, the colloid was immobilised by adding the support (TiO<sub>2</sub>: Degussa P25, C: Cabot Vulcan XC-72R and CeO<sub>2</sub>: Sigma Aldrich) and one drop of concentrated H<sub>2</sub>SO<sub>4</sub>. The amount of support material and metal precursor was calculated so as to have a total metal loading of 1 wt%. The metal molar ratio for the supported bimetallic or trimetallic catalysts was 1:1 and 1:1:1 (unless otherwise stated). After 2 h, the slurry was filtered, the catalyst washed thoroughly with distilled water and dried at 120 °C for 16 h. These catalysts were designated as metal(s)/support<sup>SOL\_PVA</sup>. Some catalysts were reduced under a flow of 5 vol% H<sub>2</sub>/Ar at a temperature of 400 °C. These catalysts were designated as metal(s)/support<sup>SOL\_PVA\_Red400</sup>.

One catalyst was prepared using the same procedure but with polyvinylpyrrolidone (PVP, 1 wt% aqueous solution, Sigma Aldrich, MW = 10 000) instead of PVA as the stabilising agent.

**Chemical vapour impregnation (CVI).** All supports used for the CVI preparation were dried for 16 hours at 110 °C before use. Calculated amounts of platinum acetylacetonate, Pt(acac)<sub>3</sub> (Sigma Aldrich), and the corresponding support

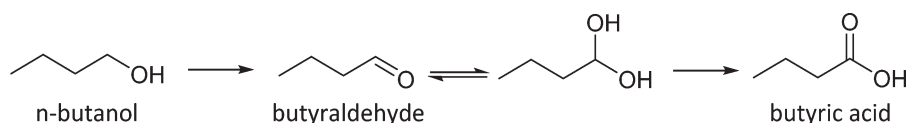
(TiO<sub>2</sub>: Degussa P25, C: Cabot Vulcan XC-72R, CeO<sub>2</sub>: Sigma Aldrich, Al<sub>2</sub>O<sub>3</sub>: Sigma Aldrich or ASA: Sigma Aldrich) were weighed out and mixed by manual shaking in a 50 mL Schlenk flask so that the final metal content of the catalyst was 1 wt%. The tube was then evacuated at room temperature using a vacuum line (10<sup>−3</sup> mbar) followed by heating at 140 °C for 1 h under continuous vacuum to accomplish sublimation and deposition of the organometallic precursor onto the support. The mixture was then cooled to room temperature under vacuum. Subsequently, the catalyst was loaded into a ceramic calcination boat and reduced at 400 °C for 3 h under a flow of 5 vol% H<sub>2</sub>/Ar. These catalysts were designated as Pt/support<sup>CVI\_Red400</sup>.

### Catalyst testing

Catalytic reactions were carried out using a 50 mL Colaver glass reactor. The reactor was charged with 10 mL of an aqueous solution of *n*-butanol (0.54 mol L<sup>−1</sup> or 9.1 mol L<sup>−1</sup>) and 72 mg of catalyst. The glass reactor was sealed, purged three times with oxygen and then pressurised with oxygen to 3 bar. This pressure was maintained throughout the experiment; hence as the oxygen was consumed in the reaction it was continuously replenished. The reaction mixture was heated to the desired temperature (100 °C) and stirred with a magnetic stirrer at 750 rpm for 6 hours. The reactor vessel was then cooled in an iced bath for 10 minutes. Following this, the reactor was slowly opened and 50 mL of an ethanol solution containing a known amount of 2-butanol (external standard) was added. The catalyst was separated by filtration and centrifugation and the liquid was analysed by GC-FID (Varian Star 3400 cx with a 30 m CP-Wax 52 CB column). The C-balance obtained in all the experiments was in the range 95–103%. Besides butyraldehyde, butyric acid and butylbutyrate no other product formation was detected. When the reaction was carried out only with the support, C and TiO<sub>2</sub>, no *n*-butanol conversion was observed.

### Catalyst characterisation

**MP-AES/ICP-MS analysis.** The metal content of catalysts was determined using an Agilent 4100 MP-AES. Catalysts were digested for 16 h in 10 mL of *aqua regia* and then diluted to 100 mL with deionised water. The Pt content was analysed using two emission lines at 265.95 and 299.79 nm. The samples were introduced to the nitrogen plasma using a single pass spray chamber at a pressure of 120 kPa without air injection. The instrument was calibrated with 2.5 ppm, 5 ppm, and 10 ppm Au, Pt and Pd standards in 10% *aqua regia* along with a 10% *aqua regia* blank. The emission for each



**Scheme 1** Selective oxidation of *n*-butanol to butyraldehyde and butyric acid.



sample was measured three times and the average result is reported.

Metal leaching analyses were also performed using an Agilent 7900 ICP-MS instrument. Reaction mixtures were diluted with H<sub>2</sub>O to give a maximum 5 vol% of organic media. The percentage of total metal leached was quantified through comparing the metal content of fresh catalysts with the metal content of reaction solutions.

**X-ray photoelectron spectroscopy.** XPS was performed using a Kratos Axis Ultra DLD photoelectron spectrometer utilising a monochromatic Al K $\alpha$  X-ray source operating at 120 W (10 mA  $\times$  12 kV). Data was collected with pass energies of 160 eV for survey spectra, and 40 eV for the high resolution scans. The system was operated in the hybrid mode, using a combination of magnetic immersion and electrostatic lenses and acquired over an area approximately 300  $\times$  700  $\mu\text{m}^2$ . A magnetically confined charge compensation system was used to minimize charging of the sample surface, and all spectra were taken with a 90° take off angle. A base pressure of  $\sim 1 \times 10^{-9}$  Torr was maintained during collection of the spectra.

**Transmission electron microscopy.** TEM was carried out using a Jeol 2100 with a LaB<sub>6</sub> filament operating at 200 kV. Samples were prepared by dispersing the powder catalyst in ethanol and dropping the suspension onto a lacey carbon film over a 300 mesh copper grid.

## Results and discussion

### Activity test results

A series of Au, Pd, and Pt bimetallic (metal molar ratio 1:1) and trimetallic (metal molar ratio 1:1:1) catalysts supported on TiO<sub>2</sub> with a total metal nominal content of 1 wt% were prepared by the sol-immobilisation (SOL) method using polyvinyl alcohol (PVA) as the stabilizing agent. As previously mentioned, this method allows for the synthesis of very active catalysts with a small and narrow nanoparticle size distribution.<sup>13</sup> These catalysts were tested in the aqueous phase oxidation of *n*-butanol and results are shown in Fig. 1. A blank reaction without adding any catalyst showed no conversion of *n*-butanol.

Each noble metal promoted the formation of different products. Butyraldehyde yields increased with the catalyst containing Pt, while the presence of Pd led to the formation of butyric acid. In the reaction with catalysts containing Au, higher selectivity to butyl butyrate was observed. The highest *n*-butanol conversion and yield of butyraldehyde was obtained with the bimetallic Pt-Pd(1:1)/TiO<sub>2</sub><sup>SOL\_PVA</sup> catalyst. Compared to the most active catalyst, bimetallic Pt-Pd, the *n*-butanol conversion significantly decreased when the three metals (Au-Pt-Pd) were present on the catalyst.

Based on these results a series of Pt-Pd/TiO<sub>2</sub><sup>SOL\_PVA</sup> catalysts was prepared in order to determine the effect that the Pt: Pd ratio has on both *n*-butanol conversion and yield of butyraldehyde. As can be seen in Fig. 2A, the maximum *n*-butanol conversion was obtained with the Pd-Pt(1:1)/

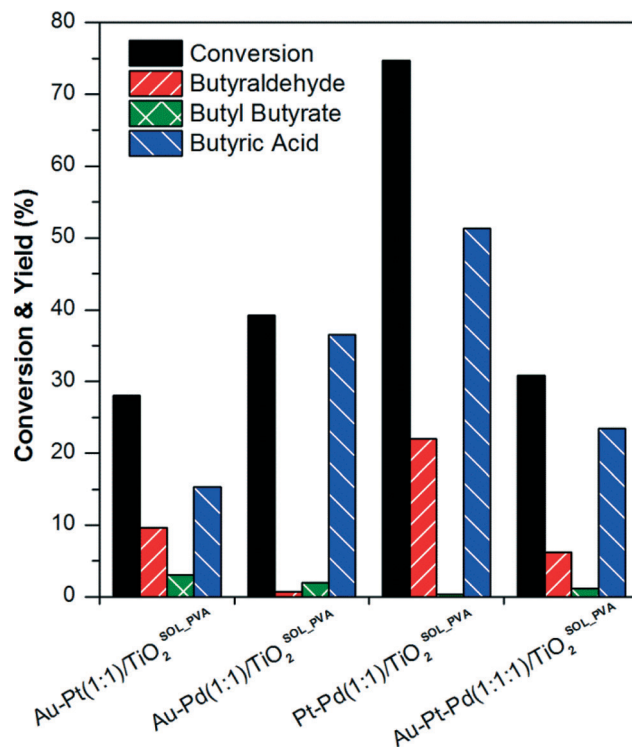


Fig. 1 *n*-Butanol conversion and yield of butyraldehyde, butyl butyrate and butyric acid obtained with different bimetallic and trimetallic catalysts prepared by sol-immobilisation. Reaction conditions: 100 °C, 3 bar O<sub>2</sub>, 6 h, 10 mL of *n*-butanol solution (0.54 mol L<sup>-1</sup>), 0.072 g of catalyst.

TiO<sub>2</sub><sup>SOL\_PVA</sup> catalyst. This indicates a synergistic effect between Pt and Pd, which promotes the oxidation of *n*-butanol. However, butyraldehyde yield increased with increasing Pt: Pd ratio and the maximum was achieved for the monometallic Pt/TiO<sub>2</sub><sup>SOL\_PVA</sup> catalyst. Similar behaviour was reported for the selective oxidation of benzyl alcohol using a combination of Au, Pt and Pd metals supported on TiO<sub>2</sub>.<sup>14</sup> When Pt based catalysts were used, selectivity towards benzaldehyde was significantly higher when compared to the results obtained with Au-Pd based catalysts. These results suggest that Pt is not a good catalyst to oxidise aldehydes to acids. In bimetallic catalysts, Pt seems to act as either an electronic or strain modifier to Au and Pd and decrease activity in the oxidation of aldehydes.

The stability of the catalysts was investigated by performing a second reaction with each used catalyst of the Pt-Pd/TiO<sub>2</sub><sup>SOL\_PVA</sup> series. In the case of the Pd/TiO<sub>2</sub><sup>SOL\_PVA</sup> catalyst, an increase in the *n*-butanol conversion was observed between the first and the second run. We have previously reported a similar effect for Au-Pd/TiO<sub>2</sub><sup>SOL\_PVA</sup> catalysts in the aqueous phase selective oxidation of *n*-butanol to butyric acid.<sup>9</sup> It was observed that residual PVA was removed from the surface of the catalysts during the first activity test in aqueous solution at 100 °C. Residual PVA on the surface of SOL catalysts is known to have a negative effect on catalytic activity, through limiting the accessibility of reactants to the



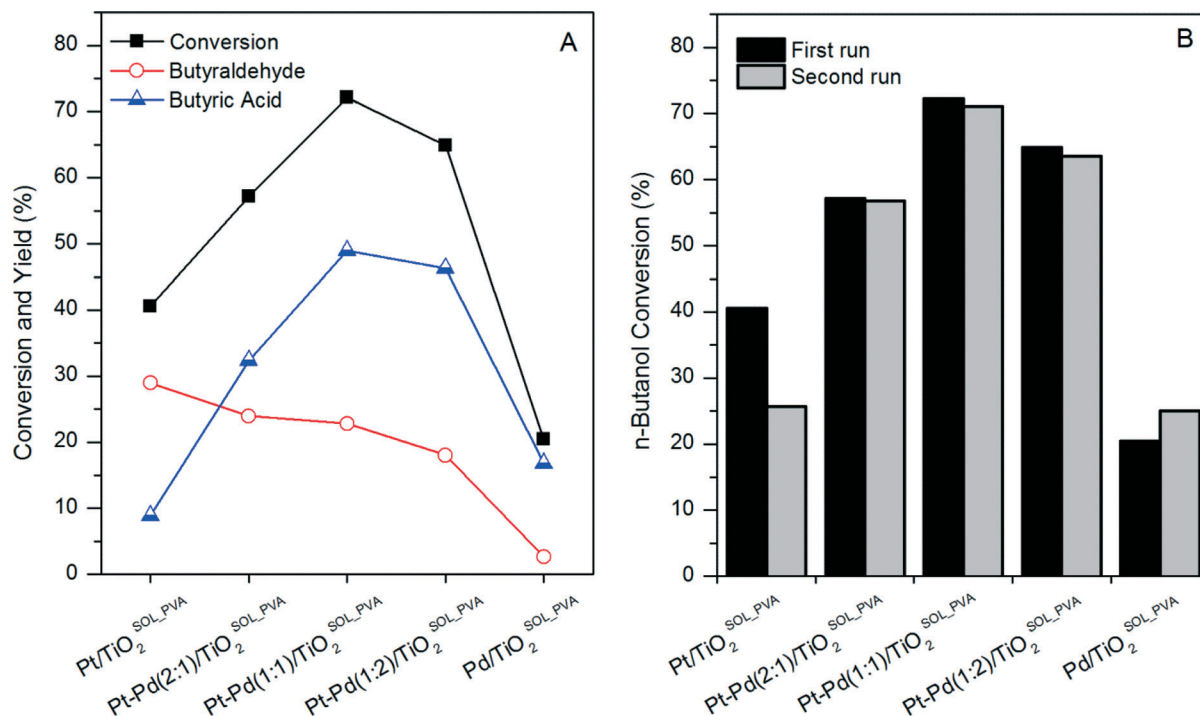


Fig. 2 (A) *n*-Butanol conversion and yield of butyraldehyde and butyric acid for a series of Pt-Pd/TiO<sub>2</sub><sup>SOL\_PVA</sup> catalysts. (B) *n*-Butanol conversion of fresh and used Pt-Pd/TiO<sub>2</sub><sup>SOL\_PVA</sup> catalysts. 100 °C, 3 bar O<sub>2</sub>, 6 h, 10 mL of *n*-butanol aqueous solution (0.54 mol L<sup>-1</sup>), 0.072 g of catalyst.

active sites.<sup>15</sup> Therefore, the removal of PVA was responsible for the increase in *n*-butanol conversion in the second use. An increment in *n*-butanol conversion was also expected upon reuse of the other Pt-Pd/TiO<sub>2</sub><sup>SOL\_PVA</sup> catalysts. However, the activity decreased for all the bimetallic catalysts and for the monometallic Pt/TiO<sub>2</sub><sup>SOL\_PVA</sup>. In order to explain the decrease in activity, the metal content of fresh and used catalysts was measured by MP-AES. As can be observed in Table S1,<sup>†</sup> the Pt content of used samples was significantly lower than that of fresh samples, while the Pd content remained virtually unchanged. Consequently, Pt leaching was determined to be the reason for the decrease of activity for Pt containing catalysts.

Carboxylic acids are known to be good chelating agents and to accelerate the leaching of supported platinum,<sup>16</sup> therefore the extent of leaching in aqueous butyric acid solutions of varying concentration was investigated. Three samples of Pt/TiO<sub>2</sub><sup>SOL\_PVA</sup> catalysts were stirred for 16 hours in 10 mL of water, 10 mL of 0.07 M aqueous butyric acid solution, and in 10 mL of 0.5 M aqueous butyric acid solution. No significant Pt leaching was observed for the samples that were stirred in water (Table S2<sup>†</sup>), however around 40% leaching was detected for the two samples which were stirred in aqueous butyric acid solution. It is noteworthy that the degree of leaching was independent of the organic acid concentration, and even small concentrations of butyric acid in the reaction media can greatly affect the stability of the Pt/TiO<sub>2</sub><sup>SOL\_PVA</sup> catalyst.

One of the major challenges in liquid-phase oxidation with solid catalysts is to prevent leaching of the active

species.<sup>17</sup> Different strategies were applied in order to increase the stability of Pt supported nanoparticles for the reaction in an aqueous medium. Results from these investigations are summarised in Table 1. The percentage of metal leached was determined by measuring the amount of Pt in the post-reaction solution using MP-AES or ICP-MS techniques and comparing this with the metal content of fresh catalysts. No significant differences were noted between MP-AES and ICP-MS analyses. The first approach to increase catalyst stability was to apply a heat treatment at 400 °C and reduce the catalyst under a flow of hydrogen (Table 1, entry 1). Alternatively, polyvinylpyrrolidone (PVP) was used instead of PVA as the stabilising agent in the sol-immobilisation catalyst preparation method (Table 1, entry 2). Unfortunately, Pt leached in both cases.

It is well known that both the catalyst preparation method and metal precursors used can affect the interaction between nanoparticles and the support, and hence affect catalyst stability.<sup>18</sup> In our previous work on *n*-butanol oxidation, the Au-Pd/TiO<sub>2</sub> catalysts prepared by wet impregnation, physical mixing, or deposition-precipitation showed significantly lower activity than the catalysts prepared by sol-immobilisation.<sup>9</sup> This was ascribed to the larger Au-Pd nanoparticles obtained with these methods. Therefore, a suitable catalyst preparation method should yield small nanoparticles that are stable under reaction conditions.

Previous work on Pt/TiO<sub>2</sub> catalysts prepared by chemical vapour impregnation (CVI) reported an average nanoparticle size of <3 nm. These catalysts were very active for the selective oxidation of toluene.<sup>19</sup> Following this preparation





**Table 1** *n*-Butanol conversion, selectivity towards main products, percentage of leaching and average particle size of different Pt based catalysts. 100 °C, 3 bar O<sub>2</sub>, 6 h, 10 mL of *n*-butanol or butyraldehyde aqueous solution (0.54 mol L<sup>-1</sup>), 0.072 g of catalyst

Entry	Catalyst	Conversion <i>n</i> -butanol (%)	Selectivity (%)			Pt leaching (%)	Pt particle size <sup>a</sup> (nm)
			Butyraldehyde	Butyric acid	Butyl-butyrate		
1	Pt/TiO <sub>2</sub> <sup>SOL_PVA_Red400</sup>	32.1	73.1	26.9	0.0	51.4 <sup>b</sup>	—
2	Pt/TiO <sub>2</sub> <sup>SOL_PVP</sup>	31.4	78.8	21.2	0.0	31.4 <sup>b</sup>	—
3	Pt/TiO <sub>2</sub> <sup>CVI_Red400</sup>	54.2	53.7	45.4	0.7	60.0 <sup>b</sup>	—
4	Pt/ASA <sup>CVI_Red400</sup>	4.3	100	0.0	0.0	3.1 <sup>b</sup>	—
5	Pt/Al <sub>2</sub> O <sub>3</sub> <sup>CVI_Red400</sup>	16.0	77.0	23.2	0.0	58.5 <sup>c</sup>	—
6	Pt/C <sup>SOL_PVA</sup>	85.9	21.2	78.9	0.0	25.6 <sup>c</sup>	1.758
7	Pt/C <sup>SOL_PVA_Red400</sup>	91.8	23.2	67.9	8.8	4.8 <sup>c</sup>	2.215
8	Pt/C <sup>CVI_Red400</sup>	77.6	37.9	61.7	0.4	0.3 <sup>c</sup>	2.754
9	Pt/CeO <sub>2</sub> <sup>SOL_PVA_Red400</sup>	30.5	21.1	78.2	0.0	1.51 <sup>c</sup>	1.251
10	Pt/CeO <sub>2</sub> <sup>CVI_Red400</sup>	54.4	52.4	47.6	0.0	0.95 <sup>c</sup>	2.429

<sup>a</sup> Average Pt particle size measured from representative TEM images of fresh catalysts. <sup>b</sup> Pt content in the reaction medium measured by MP-AES. <sup>c</sup> Pt content in the reaction medium measured by ICP-MS.

method a Pt/TiO<sub>2</sub><sup>CVI\_Red400</sup> catalyst was prepared and tested for the aqueous phase oxidation of *n*-butanol. As can be observed in Table 1, entry 3, this catalyst was relatively active and selective towards butyraldehyde, however, it was not stable. Based on the inefficiency of the different strategies with the TiO<sub>2</sub> support, it was decided to synthesise catalysts with different supports: amorphous silica-alumina (ASA),  $\gamma$ -alumina, activated carbon and ceria. Application of Pt/ASA<sup>CVI\_Red400</sup> and Pt/Al<sub>2</sub>O<sub>3</sub><sup>CVI\_Red400</sup> in the oxidation reaction resulted in the lowest *n*-butanol conversion, while the highest activity was obtained with the catalysts supported on activated carbon. In terms of stability, less than 1% leaching was observed for the Pt/C<sup>CVI\_Red400</sup> and Pt/CeO<sub>2</sub><sup>CVI\_Red400</sup> catalysts. Remarkably, it was possible to synthesise active and stable Pt nanoparticles using the CVI method and C or CeO<sub>2</sub> as supports.

### Catalyst characterisation

To better understand their catalytic performance, Pt/C and Pt/CeO<sub>2</sub> catalysts prepared by both sol-immobilisation and CVI were characterised by XPS and TEM. XPS analysis (Table 2) of Pt/C samples reveal exclusively metallic Pt, with a Pt(4f<sub>7/2</sub>) binding energy of 70.9 eV ( $\pm 0.2$  eV), regardless of the preparation technique. In contrast to the Pt/C samples,

analysis of CeO<sub>2</sub> supported Pt catalysts prepared by sol-immobilisation and CVI methods exhibited Pt<sup>0</sup> and Pt<sup>2+</sup> states at 71.0 and 72.5 eV respectively. Exact determination of the Pt<sup>0</sup>/Pt<sup>2+</sup> is difficult as it has been shown that Pt clusters, depending on their size, can not only have an effect on the binding energy, but also a significant effect on the full width at half maximum (FWHM) of the peak, which in turn will affect the quantification. Despite the samples being reduced, it is believed the presence of Pt<sup>2+</sup> may be a result of incorporation of Pt at Ce<sup>+4</sup> sites within the CeO<sub>2</sub> lattice as shown by Bera *et al.*<sup>20</sup> and may account for the presence of Ce<sup>3+</sup> detected in the ceria support. These results suggest a relatively strong Pt–CeO<sub>2</sub> interaction, which might be responsible for the relatively low Pt leaching observed with CeO<sub>2</sub> supported catalysts (Table 1, entries 9 and 10). In the case of C-based catalysts, the lower Pt leaching observed as compared to TiO<sub>2</sub> based catalysts can be ascribed to the well known high resistance of carbon supports to acidic and chelating media.<sup>21</sup>

Representative TEM images and associated particle size distributions (PSDs) of the Pt/C<sup>SOL\_PVA</sup> and Pt/C<sup>SOL\_PVA\_Red400</sup> are shown in Fig. 3. Reduction of the catalysts at 400 °C led to a slight increase in the average particle size from 1.8 to 2.2 nm, which is likely to be due to a slight sintering effect at the elevated temperature. As shown in Table 1 (entries 6 and 7) there was significantly lower Pt leaching in the reduced sample. This could be ascribed to agglomeration of the smaller, more labile metal particles into larger particles which would be less susceptible to leaching. The activity of the catalyst before and after the reduction step is very similar, suggesting that the smaller particles are not involved in the reaction.

TEM characterisation of the Pt/C<sup>CVI\_Red400</sup> catalyst identified the presence of large particles (>30 nm), in both fresh and used samples. Although not shown in the particle size distribution of Fig. 4a and b respectively, these were included in calculations. The presence of these clusters in the catalyst, shown in Fig. S1a† along with an example of large metal

**Table 2** XPS derived molar concentrations for Pt/C and Pt/CeO<sub>2</sub> catalysts prepared by sol immobilisation and CVI methods

Catalyst	Pt binding energy (eV)	Concentration (at%)			
		Pt	C	Ce	O
Pt/C <sup>SOL_PVA</sup>	70.7 (100%)	0.04	98.24	—	1.72
Pt/C <sup>SOL_PVA_Red400</sup>	70.9 (100%)	0.04	98.14	—	1.82
Pt/C <sup>CVI_Red400</sup>	70.9 (100%)	0.01	96.23	—	3.76
Pt/CeO <sub>2</sub> <sup>SOL_PVA_Red400</sup>	70.8 (82%)/ 72.7 (18%)	0.19	65.82	9.38	24.61
Pt/CeO <sub>2</sub> <sup>CVI_Red400</sup>	71.4 (75%)/ 72.6 (25%)	0.15	42.58	17.94	39.34



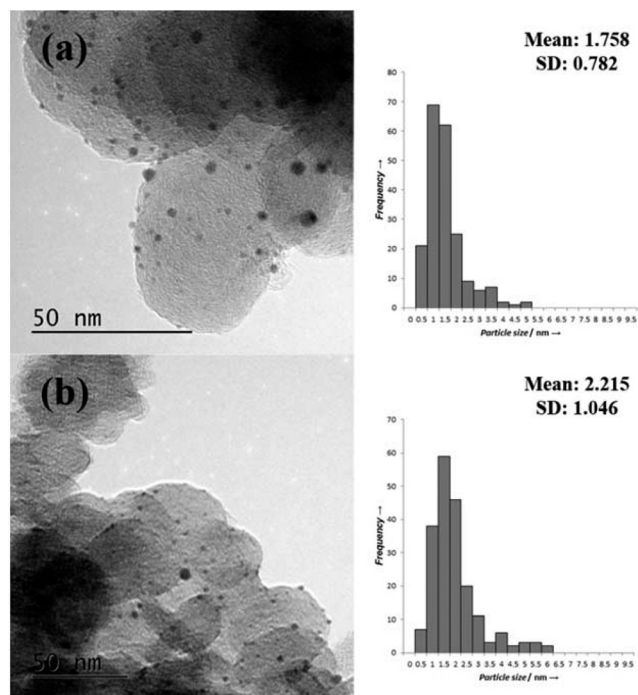


Fig. 3 TEM images and associated PSDs of Pt/C<sup>SOL-PVA</sup>, Pt/C<sub>SOL-PVA</sub>-Red400.

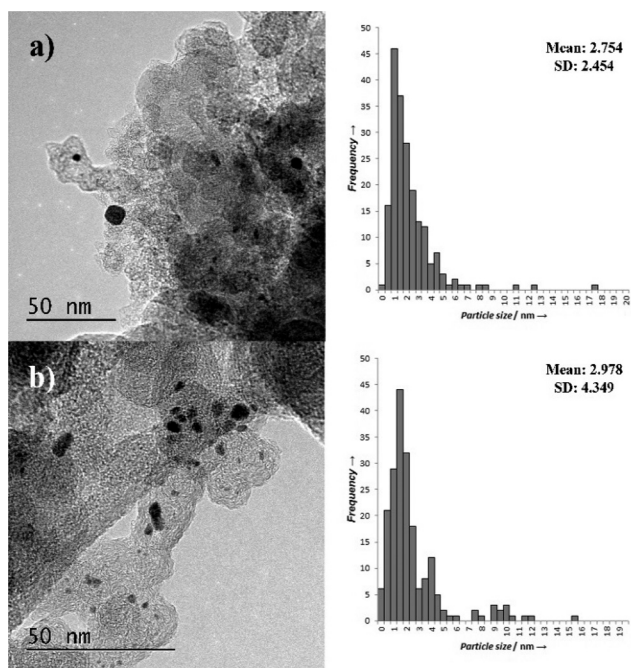


Fig. 4 TEM images and associated PSDs of Pt/C<sup>CVI</sup>-Red400 a) fresh and b) used.

nanoparticles (S1b†) indicates that the CVI process was not fully successful at distributing the metal salt. The mean particle size, 2.7 nm, is larger for the catalysts prepared by CVI compared to those prepared by sol-immobilisation. The presence of the large particles led to much broader standard

distributions than were observed for sol immobilisation catalysts.

The used Pt/C<sup>CVI</sup>-Red400 catalyst showed a slight increase in average particle size compared to the fresh catalyst (Fig. 4b), although this may be skewed by the larger particles that were present in the analysed region. The bi-modal nature of the particle size distribution makes it difficult to objectively analyse the average particle size. It is interesting to note that this is the catalyst which displayed the lowest degree of Pt leaching and that the PSD in the range of 1–7 nm is comparable for both the fresh and used catalysts.

Fig. S2† shows TEM micrographs for the Pt/CeO<sub>2</sub><sup>SOL-PVA</sup>-Red400 and the Pt/CeO<sub>2</sub><sup>CVI</sup>-Red400 catalysts. Both catalysts exhibit relatively low Pt leaching compared to the carbon supported catalysts. This suggests the degree of leaching is also related to the Pt-support interaction rather than solely the particle size, as observed in the XPS results. The average particle size of the Pt/CeO<sub>2</sub><sup>SOL-PVA</sup>-Red400 catalyst (1.2 nm) is the smallest of all the catalysts analysed. Following the same pattern as the carbon supported catalyst the CVI method gave a slightly larger average particle size than the sol immobilisation method (2.4 nm). In this case however, no larger particles were observed by TEM. Comparing the activity of both CeO<sub>2</sub> supported catalysts, higher *n*-butanol conversion and selectivity towards butyraldehyde was obtained with the catalyst showing the higher average particle size (see Table 1, entries 9–10).

In summary TEM data suggests that the degree to which Pt is leached from catalysts is related to both the metal-support interaction and metal particle size. The metal-support interaction is affected by the type of support and by the catalyst preparation method. For the catalysts with the same support, the smallest metal particles appear more susceptible to leaching and the activity of the catalysts suggests that it is not necessarily the smallest particles which are the most active for this oxidation reaction.

#### A process for the production of butyraldehyde and butyric acid

The Pt/C<sup>CVI</sup>-Red400 catalyst was selected for further analysis as it showed the highest Pt stability under the operating conditions, in addition to relatively high *n*-butanol conversion and selectivity towards butyraldehyde. Fig. 5 shows the temporal evolution of products. The selectivity towards butyraldehyde decreased and the selectivity towards butyric acid increased with increasing *n*-butanol conversion. As was mentioned in the introduction, butyraldehyde will undergo uncatalysed oxidation to butyric acid at 100 °C in water. However, relatively high butyraldehyde selectivities can be obtained at *n*-butanol conversions of lower than 40%, which suggests that *n*-butanol inhibits the conversion of butyraldehyde to butyric acid. In order to prove this hypothesis, three more experiments under standard reaction conditions (100 °C, 3 bar O<sub>2</sub>, *t* = 6 h) were carried out. With (i) an aqueous solution of 4 wt% of butyraldehyde and no catalyst, a 94% conversion of



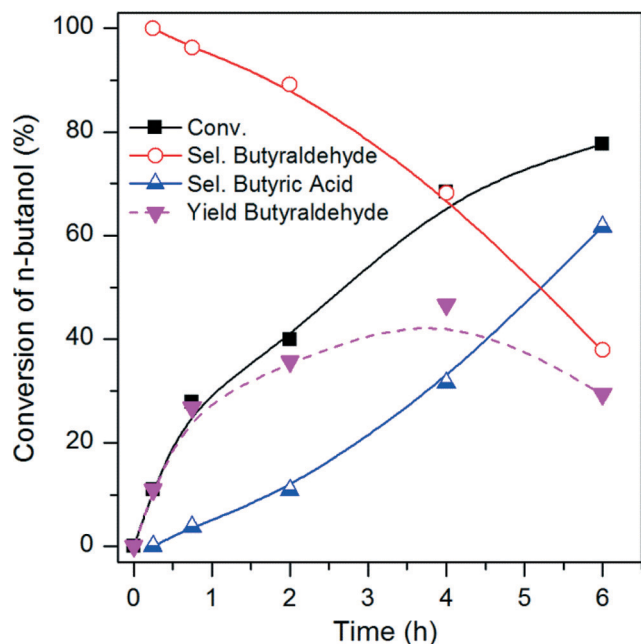


Fig. 5 Evolution of *n*-butanol conversion, selectivity towards main products and yield of butyraldehyde with reaction time. 100 °C, 3 bar O<sub>2</sub>, 6 h, 10 mL of *n*-butanol or butyraldehyde aqueous solution (0.54 mol L<sup>-1</sup>), 0.072 g of catalyst (Pt/C<sup>CVI\_Red400</sup>), substrate : Pt molar ratio 1400 : 1.

the aldehyde into butyric acid was observed. A similar conversion of butyraldehyde (97%) was measured when (ii) the same reaction was conducted but adding Pt/C as catalyst. However, with (iii) an aqueous solution of 4 wt% of *n*-butanol and 1 wt% of butyraldehyde and no catalyst, no conversion of *n*-butanol was observed and only 5% of the aldehyde was converted into butyric acid. These results demonstrate that in an aqueous phase the oxidation of butyraldehyde to butyric acid is mainly uncatalysed and that *n*-butanol is acting as the inhibitor for this uncatalysed oxidation. The same effect was studied through electron paramagnetic resonance (EPR) spin trapping experiments for the benzyl alcohol/benzaldehyde and octanol/octanal systems.<sup>22</sup> It was determined that the alcohols inhibit the formation of the acids by intercepting the peroxy radicals, which otherwise play a key role in the aldehyde uncatalysed oxidation. Based on this mechanism, at high conversion less *n*-butanol is available to act as an inhibitor and therefore uncatalysed oxidation of butyraldehyde would become more favourable.

Therefore, at each operating condition there will be an optimum *n*-butanol conversion at which the maximum butyraldehyde yields would be obtained. Under the operating conditions shown in Fig. 5 the maximum butyraldehyde yield would correspond to a value of ca. 47%, at ca. 68% *n*-butanol conversion. At higher conversion, the rate of butyraldehyde oxidation exceeds the rate of its formation from *n*-butanol and therefore selectivity decreases.

After fermentation, biobutanol is normally purified *via* a two stage process. In the first step the water content is

reduced through membrane pervaporation, solvent extraction, or adsorption.<sup>23</sup> Following these processes, the concentration of *n*-butanol is normally lower than 80 wt%, and therefore, phase separation occurs with an *n*-butanol rich phase containing 79.9 wt% of *n*-butanol and a predominately aqueous phase containing 7.7 wt% *n*-butanol at 20 °C. In the second step purified *n*-butanol is obtained through distillation. For butyraldehyde and butyric acid production it would be more economic to use the *n*-butanol rich stream, rather than the purified *n*-butanol one, since water is produced during *n*-butanol oxidation. Regardless of the initial water concentration in the *n*-butanol stream, another separation step is required to purify the butyric acid formed. Therefore, an experiment was carried out with an initial concentration of 80 wt% *n*-butanol in water (9.1 mol L<sup>-1</sup>), 24 h and a metal to substrate ratio of 1:11863. Selectivity values obtained were 40% butyraldehyde, 51% butyric acid and 11% butyl butyrate at 18% *n*-butanol conversion. Even though the yield of butyraldehyde from butanol is yet to be optimised, this result indicates that it is possible to obtain butyraldehyde from concentrated *n*-butanol solutions. Moreover, the leaching of Pt was investigated and found to be lower than 1%, demonstrating high stability of Pt/C<sup>CVI\_Red400</sup> catalysts even at high initial concentrations of *n*-butanol.

Fig. 6 shows a simplified process flowsheet for the production of butyraldehyde and butyric acid from biobutanol. In the first reactor, a biobutanol rich aqueous stream (80 wt% butanol and 20 wt% water) would be selectively oxidised using a Pt/C<sup>CVI\_Red400</sup> catalyst. Besides butyraldehyde and unreacted *n*-butanol, which is required to inhibit butyraldehyde uncatalysed oxidation, butyric acid and butyl butyrate would also be part of the product stream leaving the first reactor. Butyraldehyde recovery from this stream through distillation is challenging due to non-idealities and the formation of azeotropes. Therefore the first step would involve a water removal process like water pervaporation, solvent extraction or adsorption. Following this the most volatile compound, butyraldehyde, would be separated through distillation. The heavier compounds, biobutanol, butyric acid and butyl butyrate, would be introduced into a second reactor loaded with a Au-Pd/TiO<sub>2</sub> catalyst to produce butyric acid. Small amounts of water (around 20 wt%) would also be fed into this reactor to promote the hydrolysis of butyl butyrate. At 100 °C and with a highly active and stable Au-Pd/TiO<sub>2</sub><sup>SOL\_PVA</sup> catalyst this reaction shows high selectivity<sup>9</sup> and the stream leaving the reactor would mainly consist of water and butyric acid. After a final distillation, purified butyric acid would be obtained.

Although the economic viability of the process and effect of impurities within fermentation-derived biobutanol feeds should be assessed, this work shows that butyraldehyde and butyric acid can be obtained from an *n*-butanol rich aqueous solution using active and stable Pt/C<sup>CVI\_Red400</sup> and Au-Pd/TiO<sub>2</sub><sup>SOL\_PVA</sup> catalysts.





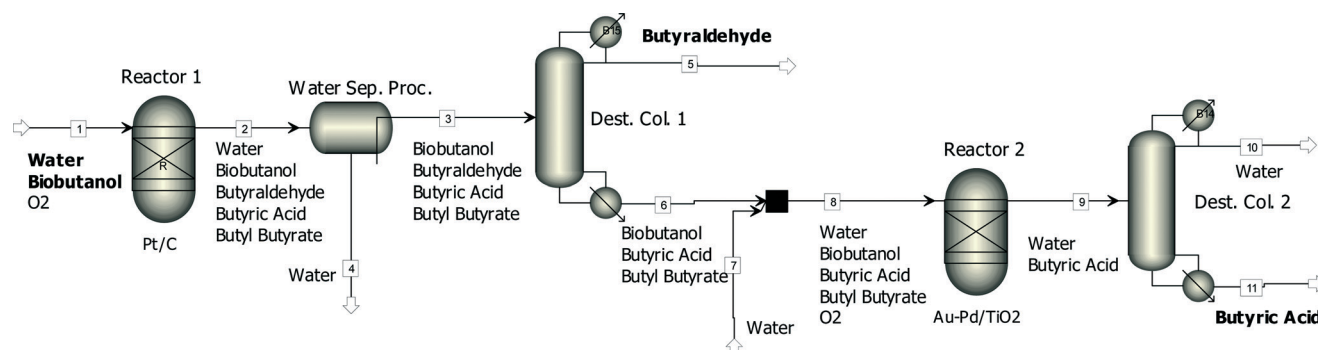


Fig. 6 A simplified diagram of a possible process for the production of butyraldehyde and butyric acid from concentrated biobutanol.

## Conclusions

The selective production of butyraldehyde from aqueous *n*-butanol is challenging as butyraldehyde oxidises to butyric acid in the presence of water at 100 °C reaction temperature. Nonetheless, for the green production of butyraldehyde, water is the preferred solvent as biobutanol is obtained in a highly dilute aqueous stream after the ABE fermentation process. Supported Pt/TiO<sub>2</sub> catalysts prepared by the sol-immobilisation method showed high activity and selectivity towards butyraldehyde, however Pt was observed to leach, even in the presence of small concentrations of butyric acid.

In searching for stable metal nanoparticles, Pt based catalysts were synthesised by different methods and using different supports. Catalyst characterisation by XPS and TEM suggests that the observed Pt leaching is related to both the metal-support interaction and the size of the metal nanoparticles. Using carbon (Cabot Vulcan XC-72R) as the support and CVI as the preparation method an active and selective catalyst (Pt/C<sup>CVI-Red400</sup>) was synthesised. By changing the catalyst support and preparation method we also reduced Pt leaching from 58% to <1% under the operating conditions used (100 °C, 3 bar of O<sub>2</sub>). The study of product evolution with reaction time revealed that butyraldehyde selectivity decreased with increasing *n*-butanol conversion. This was ascribed to *n*-butanol acting as a radical inhibitor in the uncatalysed oxidation of butyraldehyde to butyric acid. Hence, in an aqueous phase reaction high selectivity of butyraldehyde can only be obtained at medium/low *n*-butanol conversions. The Pt/C<sup>CVI-Red400</sup> catalyst was also active, selective and stable when concentrated aqueous solutions of *n*-butanol (80 wt%) were utilised.

## Acknowledgements

Financial support to I. Gandarias by the Department of Education of the Basque Government ("Programa Postdoctoral de Perfeccionamiento de Doctores") is gratefully acknowledged. Dr. David J. Morgan is gratefully acknowledged for his work on XPS measurements.

## Notes and references

- 1 M. Mascal, *Biofuels, Bioprod. Biorefin.*, 2012, 6, 483.
- 2 C. W. Kohlpaintner, R. W. Fischera and B. Cornils, *Appl. Catal., A*, 2001, 221, 219.
- 3 S. E. Davis, M. S. Ide and R. J. Davis, *Green Chem.*, 2013, 15, 17.
- 4 S. B. Bankar, S. A. Survase, H. Ojamo and T. Granstrom, *RSC Adv.*, 2013, 3, 24734.
- 5 (a) J. Requies, M. B. Güemez, P. Maireles, A. Iriondo, V. L. Barrio, J. F. Cambra and P. L. Arias, *Appl. Catal., A*, 2012, 423–424, 185; (b) J. Requies, M. B. Güemez, A. Iriondo, V. L. Barrio, J. F. Cambra and P. L. Arias, *Catal. Lett.*, 2012, 142, 50.
- 6 M. Vane, *Biofuels, Bioprod. Biorefin.*, 2008, 2, 553.
- 7 T. Lu, Z. Du, J. Liu, H. Ma and J. Xu, *Green Chem.*, 2013, 15, 2215.
- 8 J. Feng, C. Ma, P. J. Miedziak, J. K. Edwards, G. L. Brett, D. Li, Y. Du, D. J. Morgan and G. J. Hutchings, *Dalton Trans.*, 2013, 42, 14498.
- 9 I. Gandarias, P. J. Miedziak, E. Nowicka, M. Douthwaite, D. J. Morgan, G. J. Hutchings and S. H. Taylor, *ChemSusChem*, 2015, 8, 473.
- 10 (a) A. Villa, D. Wang, G. M. Veith, F. Vindigni and L. Prati, *Catal. Sci. Technol.*, 2013, 3, 3036; (b) G. L. Brett, Q. He, C. Hammond, P. J. Miedziak, N. Dimitratos, M. Sankar, A. A. Herzing, M. Conte, J. A. Lopez-Sanchez, C. J. Kiely, D. W. Knight, S. H. Taylor and G. J. Hutchings, *Angew. Chem. Int. Ed.*, 2011, 50, 10136; (c) V. Peneau, Q. He, G. Shaw, S. A. Kondrat, T. E. Davies, P. Miedziak, M. Forde, N. Dimitratos, C. J. Kiely and G. J. Hutchings, *Phys. Chem. Chem. Phys.*, 2013, 15, 10636.
- 11 (a) T. Mallat and A. Baiker, *Chem. Rev.*, 2004, 104, 3037; (b) J. M. H. Dirks and H. S. J. van der Baan, *J. Catal.*, 1981, 67, 1.
- 12 R. Anderson, K. Griffin, P. Johnston and P. L. Alsters, *Adv. Synth. Catal.*, 2003, 345, 517.
- 13 J. A. Lopez-Sanchez, N. Dimitratos, C. Hammond, G. L. Brett, L. Kesavan, S. White, P. Miedziak, R. Tiruvalam, R. L. Jenkins, A. F. Carley, D. Knight, C. J. Kiely and G. J. Hutchings, *Nat. Chem.*, 2011, 3, 551.
- 14 Q. He, P. J. Miedziak, L. Kesavan, N. Dimitratos, M. Sankar, J. A. Lopez-Sanchez, M. M. Forde, J. K. Edwards, D. W.





- Knight, S. H. Taylor, C. J. Kiely and G. J. Hutchings, *Faraday Discuss.*, 2013, **162**, 365–378.
- 15 (a) S. Kunz and E. Iglesia, *J. Phys. Chem. C*, 2014, **118**, 7468; (b) Y. Zhao, L. Jia, J. A. Medrano, J. R. H. Ross and L. Lefferts, *ACS Catal.*, 2013, **3**, 2341.
  - 16 I. Bakos, T. Mallat and A. Baiker, *Catal. Lett.*, 1997, **43**, 201.
  - 17 R. A. Sheldon, M. Wallau, I. W. C. E. Arends and U. Schuchardt, *Acc. Chem. Res.*, 1998, **31**, 485.
  - 18 (a) J. R. H. Ross, *Heterogeneous Catalysis*, Elsevier, Amsterdam, 2012; (b) M. L. Toebes, J. A. van Dillen and K. P. de Jong, *J. Mol. Catal. A: Chem.*, 2001, **173**, 75.
  - 19 M. M. Forde, L. Kesavan, M. I. Bin-Saiman, Q. He, N. Dimitratos, J. A. Lopez-Sanchez, R. L. Jenkins, S. H. Taylor, C. J. Kiely and G. J. Hutchings, *ACS nano*, 2014, **8**, 957.
  - 20 (a) P. Bera, K. C. Patil, V. Jayaram, G. N. Subbanna and M. S. Hegde, *J. Catal.*, 2000, **196**, 293; (b) P. Bera, K. R. Priolkar, A. Gayen, P. R. Sarode, M. S. Hegde, S. Emura, R. Kumashiro, V. Jayaram and G. N. Subbanna, *Chem. Mater.*, 2003, **15**, 2049.
  - 21 M. Besson and P. Gallezot, *Catal. Today*, 2003, **81**, 547.
  - 22 M. Sankar, E. Nowicka, E. Carter, D. M. Murphy, D. W. Knight, D. Bethell and G. J. Hutchings, *Nat. Commun.*, 2014, **5**, 3332.
  - 23 H. J. Huang, S. Ramaswamy and Y. Liu, *Sep. Purif. Technol.*, 2014, **132**, 513.

