



Cite this: *Org. Biomol. Chem.*, 2015, **13**, 2550

Received 6th January 2015,
Accepted 6th January 2015

DOI: 10.1039/c5ob00019j

www.rsc.org/obc

Cyclopropanation using flow-generated diazo compounds†

Nuria M. Roda,^a Duc N. Tran,^a Claudio Battilocchio,^a Ricardo Labes,^a
Richard J. Ingham,^a Joel M. Hawkins^b and Steven V. Ley^{*a}

We have devised a room temperature process for the cyclopropanation of electron-poor olefins using unstabilised diazo compounds, generated under continuous flow conditions. This protocol was applied to a wide range of different diazo species to generate functionalised cyclopropanes which are valuable 3D building blocks.

Introduction

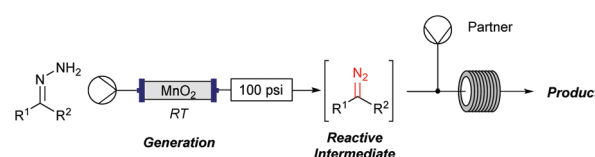
Flow chemistry is finding increasing use as an enabling technology in both industrial and academic settings,¹ providing a number of advantages over traditional batch mode processes and thereby leading to a variety of interesting opportunities. Many reports to date have involved the adaptation of a single transformation from batch to flow modes.² From our perspective, a more important goal would be the discovery of new patterns of reactivity. Using flow chemistry methods the space/time dynamics of a reaction profile can be adjusted along with other reaction parameters (*i.e.* pressure, temperature and mixing) that can be controlled accurately. New opportunities arise especially in harnessing reactive intermediates, which can be very challenging when using conventional methods. In a flow mode, it is possible to continuously generate highly reactive species free from contaminating reagents and then deliver these to a reaction zone for combination with various partners to afford a range of products.

Using this approach, we have previously established a continuous process for the production of transient diazo species on demand, as a class of interesting reactive building blocks (Scheme 1).³ Notably, this approach enabled the continuous generation of highly reactive intermediates and avoided the hazards associated with bulk handling of these species.⁴

^aInnovative Technology Centre, Department of Chemistry, University of Cambridge, Lensfield Road, Cambridge CB2 1EW, UK. E-mail: svl1000@cam.ac.uk; http://www.leygroup.ch.cam.ac.uk/

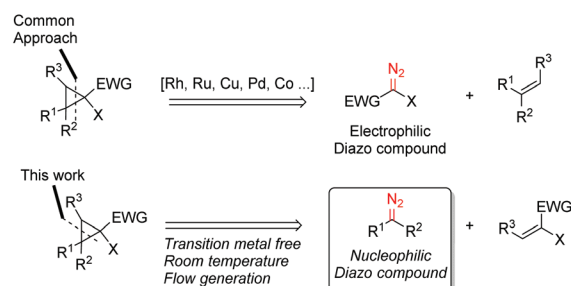
^bPfizer Worldwide Research and Development, Eastern Point Road, Groton, CT 06340, USA

† Electronic supplementary information (ESI) available. See DOI: 10.1039/c5ob00019j



Scheme 1 Flow generation, translocation and reaction of diazo intermediates.

The cyclopropane ring features in many natural products and often in bioactive and other functional materials due to its particular conformational constraints and properties.⁵ Accordingly, cyclopropanation of olefins using stabilised electrophilic diazo compounds has been well studied. In particular, transition-metal catalysis for the coupling of olefins and diazo compounds are amongst the most well developed methods for cyclopropane preparation.⁶ By contrast, unstabilised diazo compounds are underexplored. Interestingly, this highly energetic species often demonstrates a reversed reactivity pattern due to their amphiphilic character (Scheme 2).⁷ Further to our initial investigations using the flow generate/translocate/react protocol for sp^2 - sp^3 cross couplings, we envisaged that the diazo species could react with different electron poor olefins in order to give access to substituted cyclopropanes, *under mild conditions* and *without the need for any transition metals in the coupling step*. This method would



Scheme 2 Cyclopropanation of diazo species.



represent an attractive alternative approach to the preparation of poly functional cyclopropanes.

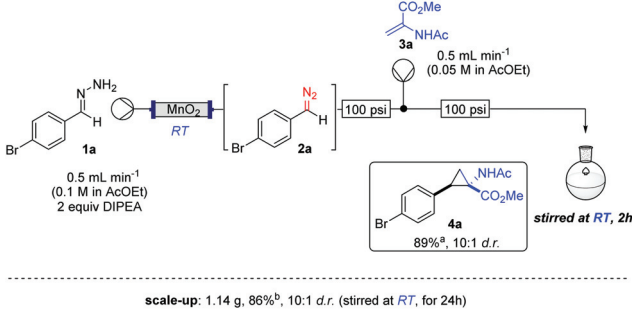
Results and discussion

The study commenced with the use of the readily prepared hydrazone **1a** as model substrate for the reaction.⁸ We soon found that in AcOEt as solvent, a consistent and clean stream of diazo compounds **2a** was generated by passage through a column packed with activated manganese dioxide. As in previous studies,³ the use of Hünig's base was necessary to suppress the formation of by-products. Using this protocol, we were able to rapidly establish the cyclopropanation procedure using the olefin substrate **3a**. Under optimised conditions, a solution of **1a** (0.1 M in AcOEt, 2 equiv. of DIPEA) was passed through a column reactor packed with activated MnO₂. The exiting stream of diazo (0.5 mL min⁻¹) was combined with a solution of olefin (**3a**, 0.05 M in AcOEt, 0.5 mL min⁻¹) after mixing at a T-piece and then stirred at room temperature for 2 h. With these optimised conditions, **4a** was isolated in 89% yield (Scheme 3). The process was scaled up using a column of

3 g MnO₂ to produce 1.14 g of cyclopropane **4a** (86% yield) in one run using only 1.2 equiv. of diazo compound. Notably, the transformation was also achieved with high diastereoselectivity (10 : 1). No attempt was made at this stage to further increase the scale of the reaction.

With the aim of continuously processing material, we briefly investigated the flow cyclopropanation under different conditions (*i.e.* temperature and residence time) and rapidly found that running the reaction continuously in a 20 mL

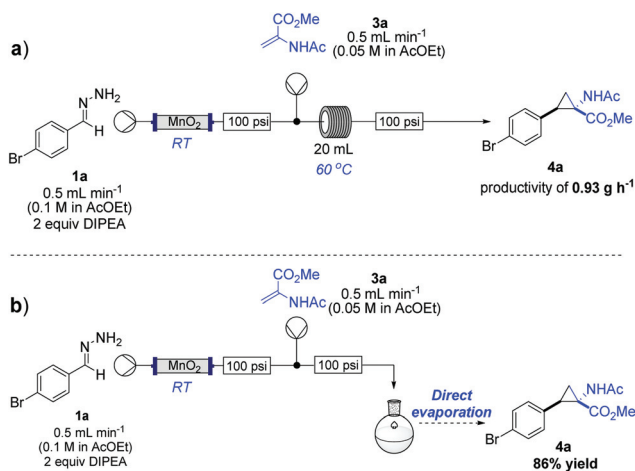
Table 1 Cyclopropanation of different diazo species with olefin **3a**^a



scale-up: 1.14 g, 86%^b, 10:1 d.r. (stirred at RT, for 24h)

Entry ^a	Substrate	Product	Yield ^b	dr	
1			4a	89%	10 : 1
2			4b	99%	10 : 1
3			4c	97%	10 : 1
4			4d	89%	10 : 1
5			4e	80%	8 : 1
6			4f	79%	7 : 1
7			4g	59%	6 : 1
8			4h	99%	10 : 1
9			4i	39%	5 : 1
10			4j	55%	5 : 1
11			4k	63% ^c	5 : 1

Scheme 3 Cyclopropanation reaction via the generate/translocate/react protocol (major isomer reported in scheme); ^a 0.2 mmol scale; ^b 4.25 mmol scale.



Scheme 4 Flow diazo preparation and cyclopropanation sequence using: (a) a heated reactor coil; (b) direct evaporation.

^a 0.2 mmol scale. ^b Isolated yield after aqueous work-up and silica gel plug filtration. ^c Ratio of *E/Z* 3 : 1.



polymer (PFA) coil at 60 °C, a continuous throughput of 0.93 g h⁻¹ of material could be obtained. Notably, in addition to this we found that the combination of the two reaction streams and the direct feed into a rotary evaporator gave complete conversion to the cyclopropyl derivative **4a** *in situ* (Scheme 4).

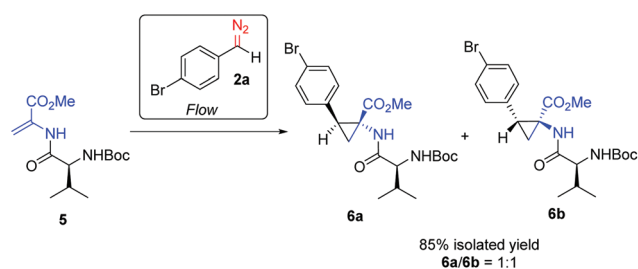
Next we wished to assess the scope of this new room temperature cyclopropanation process. Electron-withdrawing substituents on the aryl ring of diazo species (Table 1) were well tolerated, giving cyclopropanes **4a**, **4e** and **4f** in very good yields (79–89%). Similarly, electron-donating groups also generated cyclopropanes in high yields (**4b–d**, 89–99%). Importantly, the steric hindrance exerted by *ortho* substituents seems not to affect the reaction outcome, as illustrated by comparison between **4c** and **4d**. This unusual feature of the protocol contrasts with metal-catalysed procedures for cyclopropanation.⁶ Heterocycles are well tolerated (**4g**, **4h**) as is the presence of unsaturation (**4i** and **4k**). Notably, the use of the ketone derivatives (Table 1, entry 10) gave an interesting 55% isolated yield of the product **4j**, with a good level of diastereoselectivity (5 : 1). One remarkable aspect of the protocol is that all the products were obtained with good to excellent diastereoselectivity (Table 1).

Additionally, we were also pleased to find that increasing the functional complexity of the olefinic partner did not affect the outcome of the reaction as shown by reacting the diazo species **2a** with the more elaborate structures (*i.e.* **5**, Scheme 5) which gave high yield of the corresponding cyclopropyl peptides **6a** and **6b**.

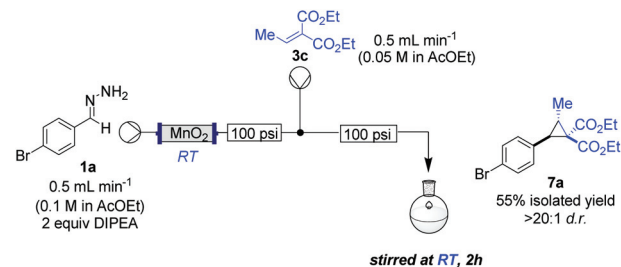
We also decided to investigate the preparation of specifically challenging, unstable and difficult to access cyclopropyl compounds, in particular substituted donor–acceptor cyclopropanes.⁹

For example, the reaction of the diazo **2a** with olefin **3c** gave **7a** in 55% yield as a single diastereoisomer (Scheme 6).

While this yield was lower than desired, the olefin starting material had all been consumed. Further attempts with different diazo species failed to give any isolable products. We quickly realised the chemical sensitivity of this class of cyclopropane products to silica gel chromatography and devised an alternative “work-up” involving the use of LiAlH₄ (Scheme 7) to give the corresponding diols which were readily isolated (Table 2). This 2-step transformation provides synthetically useful yields with very high diastereoselectivities.



Scheme 5 Diastereoselective cyclopropanation of dipeptide **5** to **6a/6b**.



Scheme 6 Diastereoselective cyclopropanation of **3b**.



Scheme 7 Diastereoselective cyclopropanation of **3b**, followed by reduction to diol **8**.

Table 2 Cyclopropanation of different diazo species with olefin **3b**^a followed by reduction to diol **8**

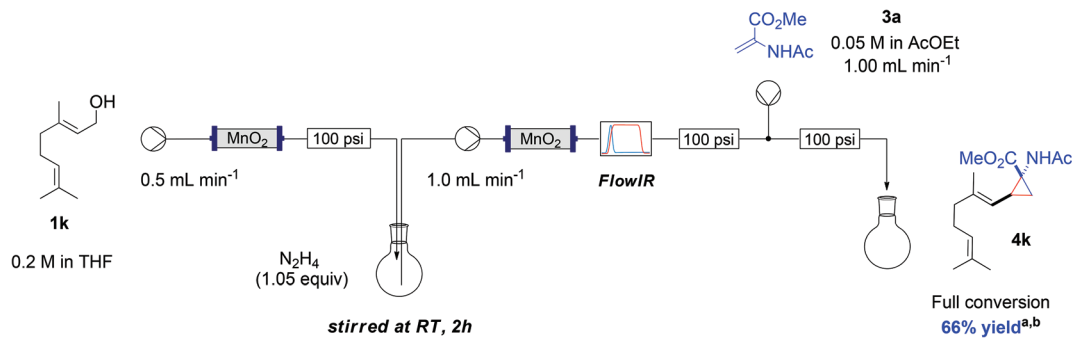
Entry	Substrate	Product	Yield ^b	dr
1			8a 48%	>20 : 1
2			8b 55%	>20 : 1
3			8c 58%	>20 : 1
4			8d 40% ^c	>20 : 1

^a One-pot procedure at 0.2 mmol scale. ^b Isolated yield after aqueous work-up and silica gel plug filtration. ^c Ratio of *E/Z* 1.2 : 1.

Another valuable aspect of flow chemistry is associated with the advantages of continuously flowing material though a multistep sequence without the need to isolate intermediates. To showcase this aspect, we devised a 4-step sequence, whereby the use of a very cheap source of material (geraniol) would generate a more complex molecular product, **4k** (Scheme 8).

During optimisation of this procedure, we discovered that an excess of MnO₂ (7 g) was required for the complete oxidation of geraniol (delivered at 0.5 mL min⁻¹ as a 0.2 M solu-





Scheme 8 Telescoped sequence for the preparation of cyclopropane amino acid **4k**. ^aYield following concentration, measured by ¹H-NMR compared to an internal standard; ^b reaction run on 1 mmol scale.

tion in THF) to geranial (step 1).¹⁰ The output from the reagent column was collected in a reactor flask containing 1.05 equiv. of hydrazine. After stirring for 2 h at room temperature (step 2), the crude reaction mixture was pumped through a pre-activated column of MnO₂ (1.0 mL min⁻¹) to generate the diazo intermediate (step 3). The MnO₂ column served also to decompose any residual hydrazine.¹¹ In-line IR monitoring at around 2070 cm⁻¹ identified the diazo product exiting the reactor. This diazo stream was finally combined in a T-piece with a stream (1.0 mL min⁻¹) containing olefin **3a** (step 4). Direct evaporation of the final reaction mixture in a rotary evaporator gave **4k** in good yield.

Conclusions

In conclusion, we devised a system that could deliver, rapidly and efficiently, differently decorated cyclopropanes under flow conditions, with no need for precious metal catalysis and under remarkable mild conditions (room temperature). The process was successfully applied to a wide range of different *unstabilised nucleophilic diazo* species which were combined with electron-poor olefins. In this work, we demonstrated how flow chemistry can serve as a discovery tool for generating new chemical reactivity windows to prepare valuable products. This approach again exemplifies the opportunities that arise by using flow chemistry methods.

Acknowledgements

We are grateful to Pfizer Worldwide Research and Development (CB, RJI and JMH), the Swiss National Science Foundation (DNT), CAPES (RL, no 9865/13-6) and the EPSRC (SVL, grant no EP/K0099494/1 and no EP/K039520/1) for financial support.

Notes and references

- Selected recent reviews for chemical flow systems: (a) R. L. Hartman, J. P. McMullen and K. F. Jensen, *Angew. Chem., Int. Ed.*, 2011, **50**, 7502–7519; (b) J. Wegner, S. Ceylan and A. Kirschning, *Adv. Synth. Catal.*, 2012, **354**, 17–57; (c) C. Wiles and P. Watts, *Green Chem.*, 2012, **14**, 38–54; (d) L. Malet-Sanz and F. Susanne, *J. Med. Chem.*, 2012, **55**, 4062–4098; (e) I. R. Baxendale, *J. Chem. Technol. Biotechnol.*, 2013, **88**, 519–552; (f) J. C. Pastre, D. L. Browne and S. V. Ley, *Chem. Soc. Rev.*, 2013, **42**, 8849–8869; (g) S. V. Ley, D. E. Fitzpatrick, R. J. Ingham and R. M. Myers, *Angew. Chem., Int. Ed.*, 2014, **53**, 2–17.
- Selected recent examples for chemical flow systems: (a) H. Kim, A. Nagaki and J.-I. Yoshida, *Nat. Commun.*, 2011, **2**, 264; (b) F. Levesque and P. H. Seeberger, *Angew. Chem., Int. Ed.*, 2012, **51**, 1706–1709; (c) B. J. Deadman, C. Battilocchio, E. Sliwinski and S. V. Ley, *Green Chem.*, 2013, **15**, 2050–2055; (d) Z. He and T. F. Jamison, *Angew. Chem., Int. Ed.*, 2014, **53**, 3353–3357; (e) M. Baumann and I. R. Baxendale, *Beilstein J. Org. Chem.*, 2013, **9**, 1613–1619; (f) S. Newton, C. F. Carter, C. M. Pearson, L. de C. Alves, H. Lange, P. Thansandote and S. V. Ley, *Angew. Chem., Int. Ed.*, 2014, **53**, 4915–4920; (g) A. M. Nightingale, T. W. Phillips, J. H. Bannock and J. C. de Mello, *Nat. Commun.*, 2014, **5**, 3777; (h) X. Fan, V. Sans, P. Yaseneva, D. D. Plaza, J. Williams and A. Lapkin, *Org. Process Res. Dev.*, 2012, **16**, 1039–1042; (i) S. Glöckner, D. N. Tran, R. J. Ingham, S. Fenner, Z. E. Wilson, C. Battilocchio and S. V. Ley, *Org. Biomol. Chem.*, 2015, **13**, 207–214; (j) T. Ouchi, C. Battilocchio, J. M. Hawkins and S. V. Ley, *Org. Process Res. Dev.*, 2014, **18**, 1560–1566. Example of flow cyclopropanation using diazomethane: (k) F. Mastronardi, B. Gutmann and C. O. Kappe, *Org. Lett.*, 2013, **15**, 5590–5593.
- D. N. Tran, C. Battilocchio, S.-B. Lou, J. M. Hawkins and S. V. Ley, *Chem. Sci.*, DOI: 10.1039/C4SC03072A.



- 4 Recent review about generation of diazo species in flow: B. J. Deadman, S. G. Collins and A. R. Maguire, *Chem. – Eur. J.*, DOI: 10.1002/chem.201404348.
- 5 Selected reviews on cyclopropanes: (a) W. A. Donaldson, *Tetrahedron*, 2001, **57**, 8589–8627; (b) H. Lebel, J.-F. Marcoux, C. Molinaro and A. B. Charette, *Chem. Rev.*, 2003, **103**, 977–1050; (c) L. A. Wessjohann, W. Brandt and T. Thiemann, *Chem. Rev.*, 2003, **103**, 1625–1648; (d) F. Brackmann and A. de Meijere, *Chem. Rev.*, 2007, **107**, 4493–4537.
- 6 Selected recent examples for metal-catalysed cyclopropanation: (a) J.-J. Shen, S.-F. Zhu, Y. Cai, H. Xu, X.-L. Xie and Q.-L. Zhou, *Angew. Chem., Int. Ed.*, 2014, **53**, 13188–13191; (b) V. N. G. Lindsay, D. Fiset, P. J. Gritsch, S. Azzi and A. B. Charette, *J. Am. Chem. Soc.*, 2013, **135**, 1463–1470; (c) X. Xu, H. J. Lu, J. V. Ruppel, X. Cui, S. L. de Mesa, L. Wojtas and X. P. Zhang, *J. Am. Chem. Soc.*, 2011, **133**, 15292–15295; (d) S. F. Zhu, X. Xu, J. A. Perman and X. P. Zhang, *J. Am. Chem. Soc.*, 2010, **132**, 12796–12799; (e) M. P. Doyle, *Angew. Chem., Int. Ed.*, 2009, **48**, 850–852.
- 7 (a) M. Doyle, *Acc. Chem. Res.*, 1986, **19**, 348–356; (b) A. J. Padwa, *Organomet. Chem.*, 2001, **617**, 3–16; (c) M. Regitz and G. Mass, *Diazo Compounds Properties and Synthesis*, Academic Press, Inc., Orlando, 1986; (d) M. P. Doyle, M. A. McKervey and T. Ye, *Modern Catalytic Methods for Organic Synthesis with Diazo Compounds*, Wiley, New York, 1998; (e) J. N. Johnston, H. Muchalski and T. L. Troyer, *Angew. Chem., Int. Ed.*, 2010, **49**, 2290–2298; (f) G. Maas, *Angew. Chem., Int. Ed.*, 2009, **48**, 8186–8195; (g) V. L. Rendina and J. S. Kingsbury, *J. Org. Chem.*, 2012, **77**, 1181–1185; (h) A. J. Wommack and J. S. Kingsbury, *J. Org. Chem.*, 2013, **78**, 10573–10587; (i) T. L. Holton and H. Shechter, *J. Org. Chem.*, 1995, **60**, 4725–4729; (j) L. A. Adams, V. K. Aggarwal, R. V. Bonnert, B. Bressel, R. J. Cox, J. Shepherd, J. de Vicente, M. Walter, W. G. Whittingham and C. L. Winn, *J. Org. Chem.*, 2003, **68**, 9433–9440.
- 8 Hydrazones can be safely synthesised in flow manner starting from aldehydes/ketones and hydrazine. A preliminary example was shown in the telescoped synthesis of **4k** (Scheme 8).
- 9 Selected recent reviews for donor–acceptor cyclopropanes: (a) T. F. Schneider, J. Kaschel and D. B. Werz, *Angew. Chem., Int. Ed.*, 2014, **53**, 5504–5523; (b) M. A. Cavitt, L. H. Phun and S. France, *Chem. Soc. Rev.*, 2014, **43**, 804–818.
- 10 I. Hemeon, N. W. Barnett, N. Gathergood, P. J. Scammells and R. D. Singer, *Aust. J. Chem.*, 2004, **57**, 125–128.
- 11 I. Bhatnagar and M. V. George, *J. Org. Chem.*, 1968, **33**, 2407–2411.

