



CrossMark
 click for updates

Cite this: *RSC Adv.*, 2015, 5, 48154

Tropospheric chemical degradation of vinyl and allyl acetate initiated by Cl atoms under high and low NO_x conditions†

María B. Blanco,^a Iustinian Bejan,^{bc} Ian Barnes,^{*b} Peter Wiesen^b
 and Mariano A. Teruel^{*a}

The products of the reactions of Cl atoms with vinyl acetate (VA) and allyl acetate (AA) have been investigated in a 1080 L chamber using *in situ* FTIR. The experiments were performed at 296 K and atmospheric pressure of synthetic air in the presence and in the absence of NO_x. For the reaction of Cl with VA in the presence of NO_x formic acetic anhydride, acetic acid and formyl chloride are the major reaction products. In the absence of NO_x, the yields of these products are significantly reduced and formation of the carbon-chain-retaining compound CH₃C(O)OC(O)CH₂Cl is observed. For the reaction of Cl with AA in the presence of NO_x acetoxyacetaldehyde and formaldehyde were observed as the main products. In contrast, without NO_x, the observations support that the major reaction pathway is the formation of the carbon-chain-retaining compound CH₃C(O)OCH₂C(O)CH₂Cl. The reaction mechanisms leading to the products are discussed. The formation of the high yields of formyl chloride and formaldehyde in the reactions of Cl with VA and AA, respectively, are at odds with currently accepted mechanistic pathways.

Received 20th March 2015

Accepted 22nd May 2015

DOI: 10.1039/c5ra04975j

www.rsc.org/advances

Introduction

In addition to emissions from natural sources (vegetation and biomass combustion) industrial activities have resulted in the wide-spread release of acetates to the atmosphere.¹ Emissions from automobiles represent another source of these compounds; a number of acetates, including vinyl acetate (VA: CH₃C(O)OCH=CH₂) and allyl acetate (AA: CH₃C(O)OCH₂CH=CH₂), have been detected as products in the combustion of rape methyl esters used as fuel alternatives or additives.²

The gas-phase removal processes of these esters from the atmosphere, and volatile organic compounds (VOCs) in general, is mainly through their reactions with OH, NO₃, and O₃ with removal by Cl being thought to play, under most circumstances, a very minor role since the global Cl atom concentration is low (<10³ radicals cm⁻³).³⁻⁵ The general conception has been that

any significant removal of VOCs through reaction with Cl atoms is constrained to (i) the marine boundary layer and coastal regions,^{6,7} and (ii) industrial areas where chlorine can be emitted directly from incineration and power generation.^{8,9} However, a series of recent observations of nitryl chloride (ClNO₂) in marine and mid-continental air^{10,11} and in urban power plants plumes¹² have highlighted the potential importance of ClNO₂ as a hitherto unconsidered source of Cl and indicated that the role of Cl atoms in initiating the oxidation of VOCs may be more widespread and significant than previously thought. Nitryl chloride is formed during the night *via* the heterogeneous reaction of N₂O₅ with particle Cl⁻ and photolyzes readily in the early morning to produce Cl and an NO₂ molecule.¹³ A field and modelling study of Cl₂ and ClNO₂ in the coastal marine boundary layer has recently been reported for the Los Angeles region.¹⁴ The results indicated that over the course of an entire model day ClNO₂ accounted for 45% of the integrated Cl-atom production compared to only 10% for Cl₂ with the remaining 45% being attributed to the reaction of OH with HCl. The study also showed that Cl-atom mediated chemistry could contribute quite substantially to the photooxidation of VOCs in this region particularly in the early morning.

In order, to evaluate the contribution of VA and AA to the oxidative capacity of the atmosphere and potential environmental and health effects detailed kinetic and mechanistic information on their tropospheric gas-phase degradation pathways are required. There have been several kinetic studies of the reactions of VA and AA with OH,¹⁵⁻¹⁷ NO₃,¹⁷ O₃ (ref. 17)

^aInstituto de Investigaciones en Físicoquímica de Córdoba (I.N.F.I.Q.C.), Dpto. de Físicoquímica, Facultad de Ciencias Químicas, Universidad Nacional de Córdoba. Ciudad Universitaria, 5000 Córdoba, Argentina. E-mail: mteruel@fcq.unc.edu.ar; Fax: +54 351 4334188; Tel: +54 351 5353866 int. 53531

^bPhysikalische & Theoretische Chemie/FBC, Bergische Universitaet Wuppertal, Wuppertal, Germany. E-mail: barnes@uni-wuppertal.de; Fax: +49 202 439 2505; Tel: +49 202 439 2510

^c"Al. I. Cuza" University of Iasi, Faculty of Inorganic and Analytical Chemistry, Iasi, Romania

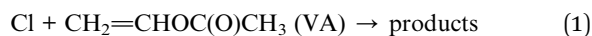
† Electronic supplementary information (ESI) available. See DOI: 10.1039/c5ra04975j



and Cl.¹⁸ In addition, product studies on the OH-radical initiated oxidation of these unsaturated esters have also been reported. Picquet-Varrault *et al.* have reported product studies on the reactions of OH radicals with both VA¹⁷ and AA¹⁹ performed at atmospheric pressure and room temperature in the presence of NO_x using FTIR spectrometry for the analyses. Picquet-Varrault *et al.*¹⁷ reported formaldehyde, formic acetic anhydride and acetic acid as the main products formed in the reaction of OH with VA. For the reaction of OH with AA acetoxyacetaldehyde and HCHO were the main products observed.¹⁹

We have recently reported room temperature product investigations on the gas-phase reactions of OH radicals with VA and AA in the presence and absence of NO_x.²⁰ Our results in the presence of NO_x agreed well with those reported by Picquet-Varrault *et al.*^{17–19} for the two compounds. However, our studies showed that in the absence of NO_x there are significant changes in the relative importance of the possible product channels for the reaction of the 1,2-hydroxyalkoxy radicals formed after addition of OH to the double bond in the compounds. In the case of VA, an α -ester rearrangement to produce CH₃C(O)OH and CH₂(OH)CO' radicals rather than decomposition to form formic acetic anhydride dominated. In the case of AA reaction of the 1,2-hydroxyalkoxy radical with O₂ to form the carbon chain-retaining product 3-hydroxy-2-oxo-propyl ester (CH₃C(O)OCH₂C(O)CH₂OH) dominated in the absence of NO_x contrasting very sharply with the decomposition channel of the 1,2-hydroxyalkoxy radicals to form acetoxyacetaldehyde and HCHO, which dominated when the reaction was studied in the presence of NO_x.

In a continuation of our investigations on the photooxidation mechanisms of unsaturated VOCs for different NO_x scenarios, we report here product studies on the Cl-atom initiated photooxidation of VA and AA in the presence and absence of NO_x:



A computational study on the mechanism and kinetics of the Cl-initiated oxidation of VA in the presence of NO_x was reported recently.²¹ The study found that Cl addition to the double bond is the dominate pathway followed, in the presence of O₂ and NO, by decomposition to give the major products observed in our work.

To the best of our knowledge this is the first reported experimental product investigation of the Cl-atom initiated photooxidation for both VA and AA performed in the presence and in the absence of NO_x.

Experimental section

All the experiments were performed in a 1080 L quartz-glass reaction chamber at (298 ± 2) K and a total pressure of (760 ± 10) Torr of synthetic air (760 Torr = 101.325 kPa). A detailed description of the reactor can be found elsewhere²² and

only a brief description is given here. The photolysis system consists of 32 superactinic fluorescent lamps (Philips TL05 40W: 320–480 nm, $\lambda_{\text{max}} = 360$ nm), which are spaced evenly around the reaction vessel. The chamber is equipped with a White type multiple-reflection mirror system with a base length of (5.91 ± 0.01) m for sensitive *in situ* long path infrared absorption monitoring of reactants and products in the spectral range 4000–700 cm⁻¹. The White system was operated at 82 traverses, giving a total optical path length of (484.7 ± 0.8) m. Infrared spectra were recorded with a spectral resolution of 1 cm⁻¹ using a Nicolet Nexus FT-IR spectrometer equipped with a liquid nitrogen cooled mercury-cadmium-telluride (MCT) detector.

Chlorine atoms were generated by the photolysis of Cl₂ using the fluorescent lamps:



Experiments were performed on mixtures of Cl₂/acetate/air or Cl₂/acetate/NO/air which were irradiated for periods up to 5 minutes during the course of which infrared spectra were recorded at 1 cm⁻¹ resolution with the FTIR spectrometer. Tests showed that photolytic removal of the acetates in the absence of Cl₂ and NO was negligible. The systems, in particular the AA system, are very reactive and typically 20 interferograms were co-added per spectrum over a period of approximately 5 min for the experiments with VA and 10 interferograms for the experiments with AA. The concentrations of the reactants used in the experiments and the infrared frequencies used for monitoring are given in the ESI.†

The quantification of reactants and products was performed by comparison with calibrated reference spectra contained in the IR spectral data bases of the laboratories in Wuppertal and Laboratoire Interuniversitaire des Systemes Atmosphériques (LISA), Paris, France.²³

Results

Cl + vinyl acetate

NO_x-containing system. A typical product spectrum obtained after irradiation of a VA/Cl₂/air/NO mixture and subtraction of residual absorptions due to VA is shown in Fig. 1, panel A. Infrared spectra of formic acetic anhydride, formyl chloride, acetic acid, and carbon monoxide are shown in Fig. 1, panels B, C, D and E, respectively. After subtraction of absorptions from these identified products absorptions remain at 786, 853, 1193, 1322, 1698, 1801 and 3588 cm⁻¹ as shown in Fig. 1, panel F. The residual absorptions are due mainly to nitrosyl chloride (ClNO) and nitryl chloride (ClNO₂) formed from the reactions of Cl atoms with NO and NO₂, respectively, and also some nitric acid (HNO₃) formed through reaction of OH with NO₂ and heterogeneous reactions of NO_x at the reactor wall. The reactions of NO with the HO₂ radicals formed in the system will produce OH radicals, however, since the rate coefficients for Cl with VA is nearly an order of magnitude higher than the corresponding OH reaction and OH is scavenged by NO₂, interference by OH



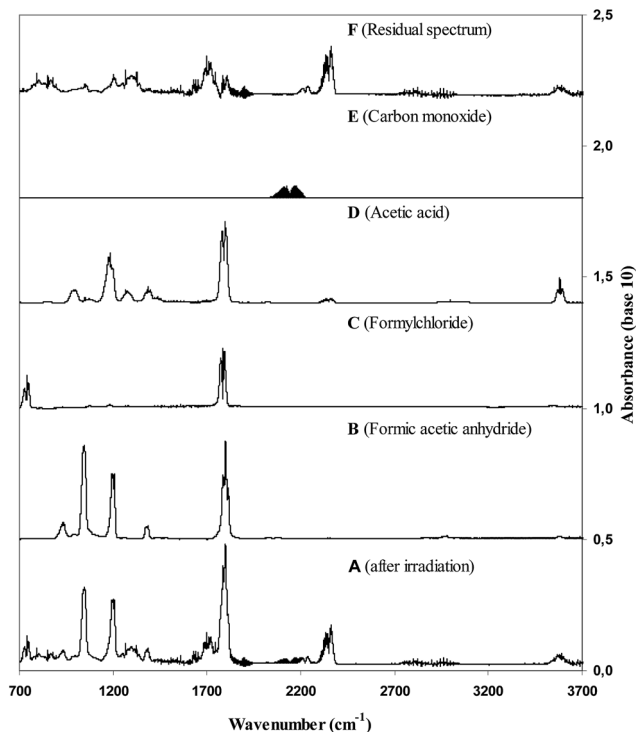


Fig. 1 Panel A shows the product spectrum obtained from the irradiation of a VA/Cl₂/NO_x/air reaction mixture. Panels B, C, D and E show reference spectra of formic acetic anhydride, formyl chloride, acetic acid, and carbon monoxide, respectively. Panel F shows the residual product spectrum obtained after the subtraction of the identified products.

chemistry will be minimal. This also applies to the AA reaction system in the presence of NO_x.

Concentration–time profiles of VA and the identified products, formic acetic anhydride, formyl chloride, acetic acid and carbon monoxide are shown in Fig. S1 of the ESI.† Plots of the concentrations of the identified products as a function of

reacted VA are shown in Fig. S2.† As can be seen in Fig. S1† the increase in the product concentrations scale linearly with the loss of VA supporting that the products are all primary and that secondary loss or formation of these products is insignificant. The molar yields of the products observed in the reaction of Cl with VA in the presence of NO_x, obtained from the slopes of the plots in Fig. S2,† are listed in Table 1.

NO_x-free system. Fig. S3, panel A in the ESI,† shows the IR spectrum obtained after UV irradiation of a VA/Cl₂/air mixture and subtraction of residual absorptions due to VA. Fig. S3,† panels B, C, D, and E show reference spectra of formic acetic anhydride, formyl chloride, acetic acid and carbon monoxide, respectively, all of which have been identified as products. Fig. S3,† panel F shows the residual spectrum that is obtained after subtraction of absorptions from the identified products from the spectrum in panel A; unidentified absorptions remain at approximately 1017, 1059, 1111, 1205, 1372 and 1808 cm⁻¹.

Many of the absorption features in the residual product spectrum correlate very well with those of acetic acid anhydride and chloroacetone indicating that the compound (or compounds) giving rise to the IR features contains structural elements common to both acetic acid anhydride and chloroacetone. Since we are certain that all other possible reaction products from the reaction of Cl with VA have been accounted for we are confident that the unidentified absorptions are mainly due to the formation of the VA carbon-skeleton retaining compound chloro-acetic acid anhydride (CH₃C(O)OC(O)CH₂Cl) although contributions from CH₃C(O)OC(OH)CH₂Cl can not be excluded. Further justification for the formation of CH₃C(O)OC(O)CH₂Cl from the 1,2-chloroalkoxy radicals formed in the Cl + vinyl acetate reaction are given in the discussion on the formation of CH₃C(O)OCH₂C(O)CH₂Cl in the reaction of Cl with allyl acetate.

Concentration–time profiles of VA and the four identified products are shown in the ESI in Fig. S4.† Plots of the concentrations of the products as a function of reacted VA for the NO_x-free reaction system are shown in Fig. 2. The plots are

Table 1 Formation yields of the oxidation products identified from the Cl atom oxidation of vinyl and allyl acetate studied in the presence and the absence of NO_x. The quoted errors are the 2σ statistical errors from the linear regression analyses

Acetate	Product	Yield (%) (NO _x - containing)	Yield (%) (NO _x - free)
CH ₃ C(O)OCH=CH ₂ (vinyl acetate)	CH ₃ C(O)OC(O)H (formic acetic anhydride)	69 ± 8	25 ± 5
	CH ₃ C(O)OC(O)CH ₂ Cl	—	~50 ^a
	CH ₃ C(O)OH	27 ± 5	12 ± 3
	HC(O)Cl	94 ± 12	48 ± 8
	HC(O)H	≤5	—
	CO	30 ± 5	15 ± 4
	CH ₃ C(O)OCH ₂ CH=CH ₂ (allyl acetate)	CH ₃ C(O)OCH ₂ C(O)H (acetoxycetaldehyde)	66 ± 8 ^a
CH ₃ C(O)OCH ₂ C(O)CH ₂ Cl		≤5	≥95 ^b
CH ₃ C(O)OC(O)H (formic acetic anhydride)		Secondary	≤5
CH ₃ C(O)OH		Secondary	≤5
HC(O)Cl		Secondary	≤5
HC(O)H		>90	≤5
CO		Secondary	≤5

^a Lower limit observations; attempted corrections for secondary consumption support a much higher yield (see text). ^b Estimate based on experimental observations.



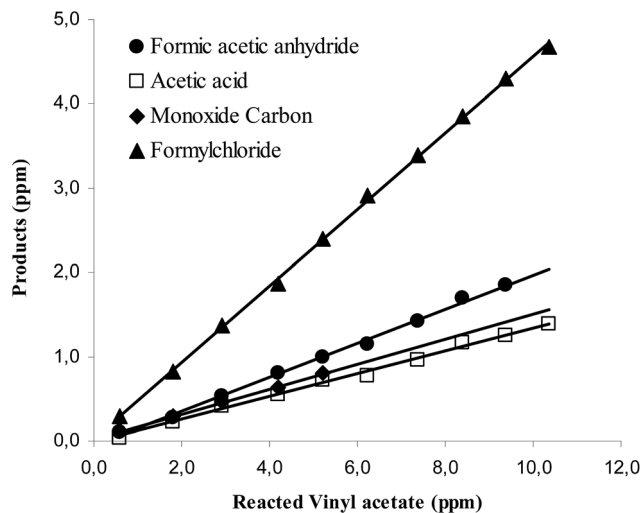


Fig. 2 Plot of the concentrations of the products formed in the reaction of Cl with VA in the absence of NO_x as a function of the amount of reacted VA.

linear with near zero intercepts supporting that the products are all primary. The molar yields of the products observed in the reaction of Cl with VA in the absence of NO_x, obtained from the slopes of the plots in Fig. 2, are listed in Table 1.

Cl + allyl acetate

NO_x-containing system. Panel A of Fig. S5 in the ESI† shows a typical product spectrum acquired after irradiation of a AA/Cl₂/air/NO mixture and subtraction of residual absorptions due to AA. Panels B, C, D, E and F show the reference spectrum of formic acetic anhydride, formyl chloride, acetic acid, formaldehyde and acetoxyacetaldehyde (CH₃C(O)OCH₂C(O)H), respectively. These compounds have been identified as products in the reaction system along with CO, the absorptions of which can be seen around 2200 cm⁻¹ in Fig. S5,† panel A. Panel G shows the residual spectrum obtained after the subtraction of absorptions due to the identified products. In the residual spectra many absorption bands remain in the fingerprint region and in the region 1671–1808 cm⁻¹. As in the VA system with NO_x some of these absorptions can be assigned unequivocally to nitrosyl chloride, nitryl chloride and nitric acid. In addition, to these compounds, as will be argued in the Discussion, bands at 1744, 1300, 1047 and 795 cm⁻¹ are assigned to formation of acetoxyacetyl peroxyxynitrate (CH₃C(O)OCH₂C(O)OONO₂).

Fig. S6† shows the concentration–time profiles of AA and the identified products formed in the NO_x-containing system. The profile of AA shows that it is being consumed very rapidly in the system. The initial concentration–time profiles of acetoxyacetaldehyde and HCHO are similar and indicate that they are both primary products. However, secondary removal of acetoxyacetaldehyde and especially HCHO in secondary reactions with Cl is clearly evident.

Although the concentration–time profiles of acetic acid, formic acetic anhydride and CO look as though they may be

primary products, plots of their concentrations against the amount of AA consumed have non-zero intercepts and upward curvature which increases with increasing reaction time (see Fig. S7 in the ESI†). This behavior is indicative of formation of these compounds in secondary reactions. The formation of acetic acid and formic acetic anhydride in the system is attributed to fast secondary reactions of acetoxyacetaldehyde with Cl (see Discussion). Formation of formyl chloride was also observed in the system; however, it was only observed in small quantities toward the end of the reaction and is obviously being formed in secondary reactions.

The initial slopes of the plots of the concentrations of acetoxyacetaldehyde and HCHO against reacted AA indicate high yields for both compounds. Taking the first few points of a plot of the concentration of acetoxyacetaldehyde as a function of reacted AA gives a yield of acetoxyacetaldehyde of close to unity, however, if all the points are taken a yield of around 66% is obtained caused by curvature in the plot from fast secondary reaction of acetoxyacetaldehyde with Cl. Correction of yield for formaldehyde for secondary consumption with Cl using the method outlined in Tuazon *et al.*²⁴ and a rate coefficient of $7.32 \times 10^{-11} \text{ cm}^3 \text{ molecule}^{-1} \text{ s}^{-1}$ for the reaction of Cl with HCHO²⁵ gives a yield of >90% for HCHO. The rate coefficient for the reaction of Cl with acetoxyacetaldehyde is not known. Using the rate coefficient for Cl with HCHO for the correction gave a yield of around 120%. Since the rate coefficient for Cl with acetoxyacetaldehyde is not likely to be much less than that for Cl with HCHO this would support a yield much higher than 66% yield for acetoxyacetaldehyde.

NO_x-free system. The irradiation of a AA/Cl₂/air mixture give rise to the product spectrum shown in Fig. S8,† panel A. Formation of minor amounts of acetoxyacetaldehyde, formic acetic anhydride, acetic acid and formaldehyde were observed but the molar yields for each of these products was <5% (Table 1). Reference spectra of chloroacetone and methyl acetate are shown in Fig. S8,† panels B and C, respectively. It can be seen that the product spectrum in Fig. S8,† panel A, contains absorption features that match those in both the spectrum of methyl acetate and that of chloroacetone. In fact, when these two spectra are mathematically added the resulting spectrum almost completely matches all of the features in the residual product spectrum supporting that the compound must contain the CH₃C(O)O– and –COCH₂Cl entities. Since addition of Cl will be predominately at the terminal carbon of the double bond and the yields of carbon cleavage products are minimal we are quite confident that the absorptions in the IR spectrum in Fig. S8,† panel A, are predominantly due to the formation of acetic acid 3-chloro-2-oxo-propyl ester (CH₃C(O)OCH₂C(O)CH₂Cl). Formation of CH₃C(O)OCH₂CH(Cl)C(O)H and other hydroperoxy and hydroxyl compounds from peroxy-peroxy reactions in the system are obviously also possible, however, based on the observed infrared product spectra, we estimate that the yields of these compounds must be very low. For example, CH₃C(O)OCH₂CH(Cl)C(O)H would not give rise to the strong absorptions observed at around 1245 and 1050 cm⁻¹. Formation of the compound would also not be in line with the high observed yield of acetoxyacetaldehyde in the



NO_x -containing system. It is well established that a major channel in the reactions of the 1,2-chloroalkoxy radicals formed in the addition of Cl to alkenes is reaction of the 1,2-chloroalkoxy radicals with O_2 to form a 1,2-chloro carbonyl compound,²⁶ for example, Butt *et al.* (2009)²⁷ have observed carbon-skeleton retaining compound $\text{C}_4\text{F}_9\text{CH}_2\text{CH}_2\text{OC}(\text{O})\text{C}(\text{O})\text{CH}_2\text{Cl}$ as a major product from the addition of Cl to 4 : 2 fluorotelomer acrylate ($\text{C}_4\text{F}_9\text{CH}_2\text{CH}_2\text{OC}(\text{O})\text{CH}=\text{CH}_2$) both in the presence and absence of NO_x .

Further support comes from recent work on long chain C_x to C_9 terminal alkenes by Walavalkar *et al.*²⁸ which showed that addition of Cl to the inner carbon of the double bond is minimal and that 1-chloro-2-oxones are the main products in the absence of NO_x . The above points serve to strengthen the arguments offered for the identification of acetic acid 3-chloro-2-oxo-propyl ester as the main product in the reaction of Cl with allyl acetate in the absence of NO.

The near quantitative formation of acetic acid 3-chloro-2-oxo-propyl ester in the reaction of Cl with AA in the absence of NO_x allows an approximate IR calibration of the compound. Using the band at 3415 cm^{-1} which is unique to the compound allows a yield of $\leq 5\%$ to be placed on the formation of the ester in the reaction of Cl with AA in the presence of NO_x .

Discussion

Cl + vinyl acetate

Reaction with NO_x . As can be deduced from Table 1 the carbon balance for the reaction of Cl with VA in the presence of NO_x is, within the error limits, approximately 100%. The reaction will proceed *via* addition of Cl to the double bond followed by consecutive addition of O_2 and reaction with NO form $\text{CH}_3\text{C}(\text{O})\text{OCH}(\text{O}^\cdot)\text{CH}_2\text{Cl}$ alkoxy radicals (Fig. 3, channel A). Three channels are traditionally thought be operative for the radicals, decomposition, an α -ester rearrangement and reaction with O_2 , Fig. 3, channels B, C and D, respectively. The later channel is not observed with NO. Decomposition to form formic acetic anhydride with a yield of $(69 \pm 8)\%$ is observed. The expected co-product is the $\text{Cl}-\text{CH}_2^\cdot$ radical which would be expected to add O_2 giving peroxy radicals which react further with NO to form $\text{Cl}-\text{CH}_2\text{O}^\cdot$ alkoxy radicals. Further reaction of these radicals with O_2 are a potential pathway to the formation of $\text{HC}(\text{O})\text{Cl}$ detected in the system.

However, Bilde *et al.*²⁹ have studied the reaction of $\text{Cl}-\text{CH}_2^\cdot$ radicals in N_2 with different partial pressures of O_2 in the presence and absence of NO_x . They produced the radicals *via* reaction of Cl with CH_3Cl . They did not measure the decay of CH_3Cl since this was too small and determined the product

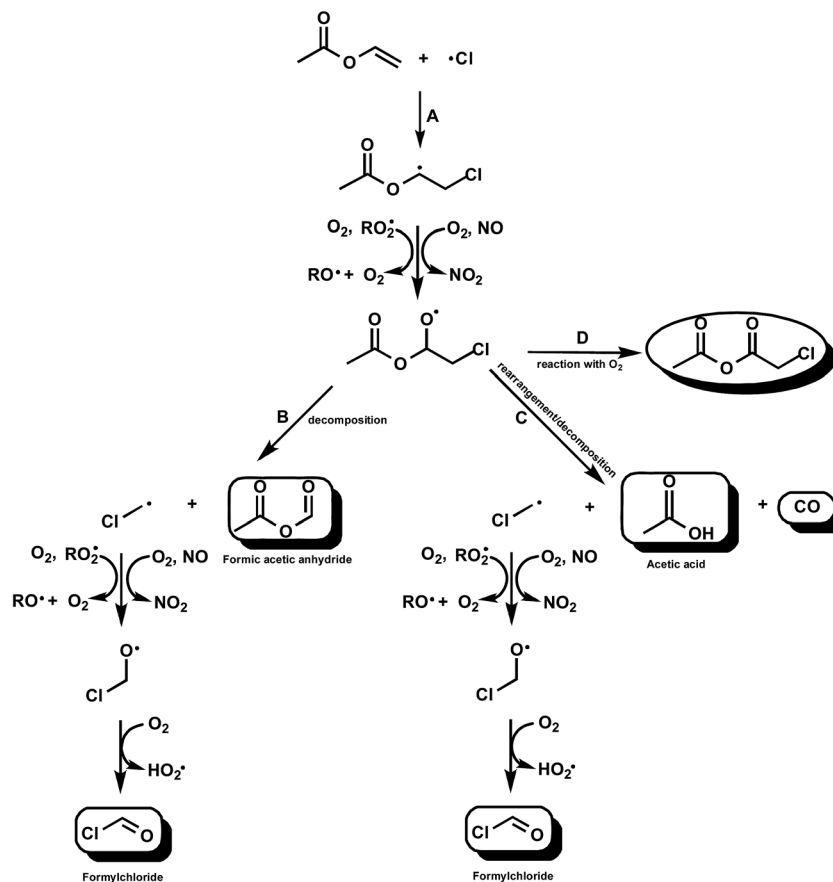


Fig. 3 Simplified mechanism for the Cl-atom initiated oxidation of VA ($\text{CH}_2=\text{CHOC}(\text{O})\text{CH}_3$) *via* addition of Cl to the terminal carbon of the double bond.



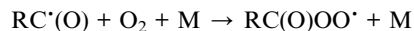
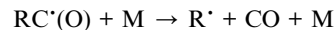
yields from the sum of the three identified carbon-containing products HCOCl, HCHO and CO which they assumed was equal the amount of consumed CH₃Cl. They found that in the absence of NO_x the final product was HC(O)H in nearly 100% yield and that with NO_x in 700 Torr of air HC(O)Cl, HC(O)H and CO were products with yields of (56 ± 10), (32 ± 6) and (12 ± 5)%, respectively. The result of Bilde *et al.* with NO_x contrasts sharply with the large yield of HC(O)Cl and no HC(O)H observed in the reaction of Cl with VA in the presence of NO_x presented here. Bilde *et al.*²⁹ attributed the differences in the yields of HC(O)Cl with and without NO_x to the formation of excited Cl-CH₂O* alkoxy radicals in the exothermic reaction of Cl-CH₂OO* peroxy radicals with NO_x whereas in the NO_x-free system only thermalized Cl-CH₂O* radicals are formed through nearly thermo neutral peroxy-peroxy reactions.

At present it is difficult to explain why we observe mainly formation of HC(O)Cl from the reactions of the Cl-CH₂* radical formed in the reaction of Cl with VA in the presence of NO_x in contrast to the findings of Bilde *et al.*²⁹ The situation is made even more curious by the fact that in the Cl/AA/NO/air system we observe HC(O)H as the co-product of acetoxyacetaldehyde and not HC(O)Cl. One obvious difference is the source of the Cl-CH₂* radicals in the studies. Our observations imply that the decomposition channel is not as straightforward as depicted in Fig. 3, *i.e.* the mechanism is much more complex and may not involve formation of Cl-CH₂* radicals.

The only structural difference between vinyl acetate and allyl acetate is the -CH₂- group in allyl acetate between the oxygen atom and the double bond. This difference in structure is apparently critical in determining the reaction products resulting from the terminal -CH₂Cl group after consecutive addition of Cl and O₂ to form 1,2-chloroperoxy radicals. The carbonyl and C-Cl entities in the intermediate 1,2-chloroperoxy radical reaction intermediates are strongly electron withdrawing. It is possible that there are bonding interactions between the peroxy radicals and the carbonyl and C-Cl entities in the reaction intermediates which complicate the reactions of NO and probably also HO₂/RO₂ radicals with the 1,2-chloroperoxy radical intermediates and thus the reaction pathways and products. The 1,2-chloroperoxy radical formed in the reaction of Cl with allyl acetate could form a weakly bound six-membered ring with the carbonyl group which would be more favorable than a five-membered ring which could be formed in the reaction of Cl with vinyl acetate. Interaction of the peroxy group with C-Cl and NO could potentially result in the product of chemically activated CH₂ClO radicals especially in the case of vinyl acetate where interaction of the peroxy group with the carbonyl group is probably not as important as for allyl acetate. This is presently purely speculation and obviously more detailed laboratory studies as a function of temperature, pressure and O₂ and in particular computational studies are needed to shed light on the mechanistic differences observed in the reactions of Cl with vinyl acetate and allyl acetate in the presence and absence of NO.

The other important channel in the reaction of Cl with VA involves an ester rearrangement³⁰ to form CH₃C(O)OH with a yield of (27 ± 5)% and the halogenated acyl radical Cl-CH₂C*(O).

There are two known fates of acyl radicals either thermal decomposition or addition of O₂ to form acylperoxy radicals:³¹⁻³⁴



For acyl radicals addition of O₂ at atmospheric pressure and room temperature is known to dominate,^{33,34} however, there is a known monotonic trend towards decomposition, at 298 K and atmospheric pressure of air, with increase in the number of Cl in the CCl_xF_{3-x}C*(O) radical.^{28,29} Although a theoretical study on the atmospheric fate of carbonyl radicals predicts that the main fate of the Cl-CH₂C*(O) radical is addition of O₂ and not decomposition the experimental observations in this study of primary CO formation suggests rapid decomposition of the Cl-CH₂C*(O) radical into CO and a Cl-CH₂* radical rather than addition of O₂ (Fig. 3, channel C).

If addition of O₂ to Cl-CH₂C*(O) was an important channel the peroxy radicals formed would, due to the high NO₂ levels, add NO₂ to a significant extent to form the thermally stable PAN type compound ClCH₂C(O)OONO₂. No evidence could be found in the product spectra for the formation of a PAN type compound.

During this writing a computational study on the mechanism and kinetics of the Cl-initiated oxidation of VA appeared.²¹ The study found that H-atom abstraction pathways were negligible and that Cl addition dominated followed, in the presence of O₂ and NO, by decomposition to give CH₃C(O)OC(O)H, CH₃C(O)OH and HC(O)Cl as major products as observed in this work. The product channels observed for the reaction of Cl with VA in the presence of NO_x are similar to those observed in the analogous OH reaction,²⁰ however, with a higher preference for the channel forming CH₃C(O)OC(O)H in the OH reaction.

Reaction without NO_x. In Fig. 3 the peroxy radicals formed after reaction of Cl with VA are shown to form wholly alkoxy radicals *via* reaction with HO₂ or other peroxy radicals. Other pathways are known to form a hydroperoxy or alcohol, however, the yields of detected products and residual IR product spectra suggest that these are relatively minor channels for both the VA and AA systems. In the absence of NO_x, the two decomposition channels producing CH₃C(O)OC(O)H and HCOCl (Fig. 3, channel B) and the ester rearrangement producing CH₃C(O)OH, CO and HCOCl (Fig. 3, channel C) are observed for the CH₃C(O)OCH(O*)CH₂Cl radicals formed in the reaction of Cl with VA. However, compared to the system with NO_x the relative contributions of these channels to the overall reaction are much reduced with the channels B and C accounting for only (25 ± 5) and (12 ± 3)% of the overall reaction, respectively. The combined yield of HC(O)Cl from these two channel was (48 ± 8)%.

The results clearly show that in the absence of NO_x, only approximately 50% of the reaction is proceeding by the decomposition and rearrangement/decomposition channels of the chloroalkoxy radicals (Fig. 3, channels B and C). As indicated in the Results section the experimental observations support the occurrence of a molecular channel with the formation of chloro-acetic acid anhydride (CH₃C(O)OC(O)



CH₂Cl) through the reaction of the CH₃C(O)OCH(O[•])CH₂Cl with O₂ (Fig. 3, channel D). Based on the carbon balance the yield of chloro-acetic acid anhydride could be potentially as high as 50%. Unfortunately no calibrated reference spectrum is available to verify this.

This result for the reaction of Cl with VA in the absence of NO_x contrasts quite markedly with that for the analogous OH reaction under the same conditions. For the reaction of OH with VA in the absence of NO_x a molecular channel is not observed. The absence of NO_x just results in a stark switch in the preference of the two decomposition channels, *i.e.* the ester rearrangement channel dominates in the absence of NO_x compared to a dominance of the anhydride forming channel in the presence of NO_x.²⁰ The substantially lower yields of primary decomposition products for the reaction of Cl with VA in the absence of NO_x suggests that chemical activation is important in the atmospheric chemistry of CH₃C(O)OCH(O[•])CH₂Cl alkoxy radicals.

Cl + allyl acetate

Reaction with NO_x. In this reaction system Cl adds mainly to the terminal carbon of the double bond in AA followed by the addition of O₂ to give peroxy radicals which subsequently react with NO to form 1,2-chloroalkoxy radicals as shown in Fig. 4, channel A. Possible reaction channels include decomposition to form acetoxyacetaldehyde and CH₂Cl radicals (channel B), decomposition to form chloroacetaldehyde and CH₃C(O)OCH₂

radicals (channel C) or reaction with O₂ to form the chain-retaining product CH₃C(O)OCH₂C(O)CH₂Cl (Fig. 4, channel D).

There was no indication for formation of chloroacetaldehyde in the product spectrum showing that channel C is a negligible reaction pathway. As discussed below, from the study on the reaction of Cl with AA in the absence of NO_x we are able to put a yield of ≤5% on the formation of CH₃C(O)OCH₂C(O)CH₂Cl from the reaction of the 1,2-chloroalkoxy radicals with O₂ (channel D) in the presence of NO_x.

In the product study with NO_x, acetoxyacetaldehyde, and formaldehyde have been identified as major primary products. The results indicate that the major reaction channel after addition of is cleavage of the C–C bond to form acetoxyacetaldehyde and potentially CH₂Cl[•] radicals (Fig. 4, channel B).

As discussed in the Results section although a lower limit of 66% is given in Table 1 for the yield of acetoxyacetaldehyde the observations would suggest that after correction it would be close to unity.

In stark contrast to the reaction of Cl with VA in the presence of NO, HC(O)H is detected as the main co-product originating from the decomposition channel and not HC(O)Cl. As in the VA/Cl/NO/air system, based on the study of Bilde *et al.*,²⁹ this observation is again in strong contrast to what would be expected from further reactions of the ClCH₂[•] radical in the presence of NO. As discussed in the section on the reaction of Cl with NO the decomposition channel as shown in Fig. 4 for the reaction of Cl with AA would appear to be much more complex.

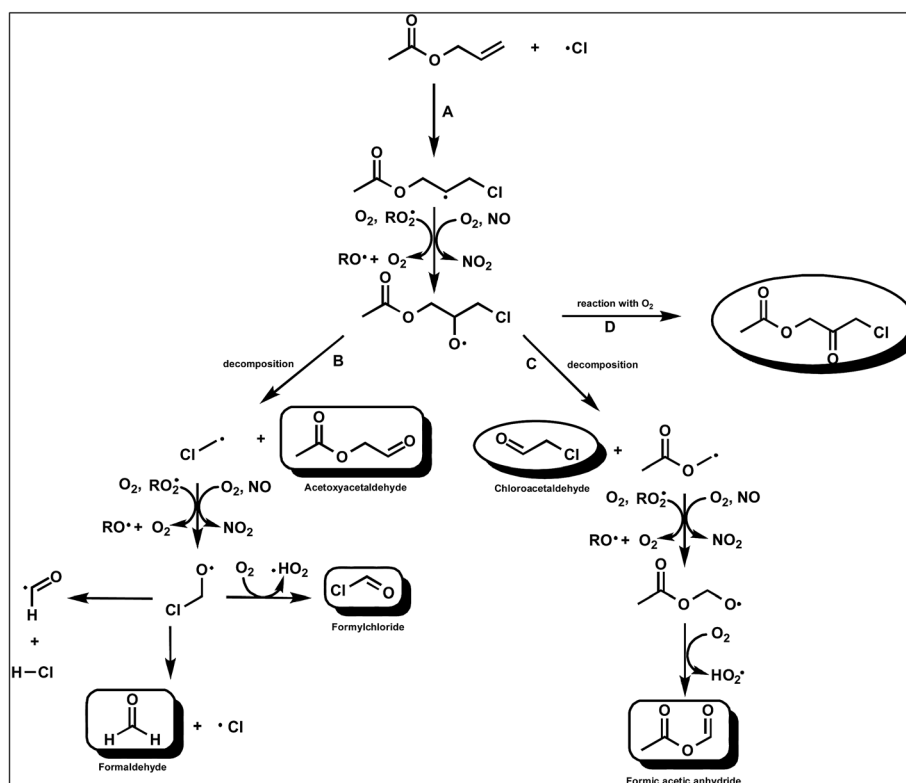
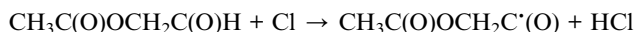


Fig. 4 Simplified mechanism for the Cl-atom initiated oxidation of AA (CH₂=CHCH₂OC(O)CH₃) via addition of Cl to the terminal carbon of the double bond.

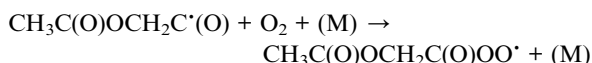


Insertion of a $-\text{CH}_2-$ group between the acetoxy and double bond of VA and AA has resulted in the chlorinated terminal carbon of the compounds producing $\text{HC}(\text{O})\text{Cl}$ in the case of VA and $\text{HC}(\text{O})\text{H}$ in the case of AA. The classically accepted mechanism involving C–C cleavage to form $\text{CH}_2\text{Cl}^\bullet$ radicals can not explain the present product observations in the VA and AA reaction systems.

In addition, to the fast secondary reaction of HCHO in the reaction system, there is obviously also considerable secondary reaction of acetoxyacetaldehyde with Cl. This reaction will proceed mainly through H-atom abstraction from the aldehydic hydrogen:

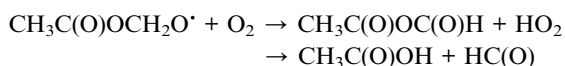


The resulting acyl radicals are expected, under the experimental conditions, to predominantly add O_2 to form peroxy radicals rather than decompose:



In the reaction system the peroxy radicals can react with NO or add NO_2 . Reaction with NO will result mainly in the formation of $\text{RC}(\text{O})\text{O}^\bullet$ radicals which lose CO_2 and form $\text{CH}_3\text{C}(\text{O})\text{OCH}_2^\bullet$ radicals. These radicals undergo further consecutive reactions with O_2 and NO to give $\text{CH}_3\text{C}(\text{O})\text{OCH}_2\text{O}^\bullet$ radicals.

There are two possible reaction pathways for the $\text{CH}_3\text{C}(\text{O})\text{OCH}_2\text{O}^\bullet$ radical either reaction with O_2 to form formic acetic anhydride or an α -ester rearrangement to form acetic acid and $\text{HC}(\text{O})$ radicals.



Both acetic acid and formic acetic anhydride have been detected as products in the Cl + AA reaction system in the presence of NO_x . We attribute the formation of both of these compounds to secondary reactions of acetoxyacetaldehyde with Cl though the sequence of reactions outlined above. The ratio of the yield of acetic acid to formic acetic anhydride is approximately 4 : 1 and remains fairly constant throughout the reaction. Picquet-Varrault *et al.*³⁵ have obtained yields of 75 and 15 for the formation of acetic acid and acetoxyacetaldehyde in the reaction of OH with ethyl acetate which also involves an α -ester rearrangement. The ratio of the two products is quite similar to that obtained in this study for Cl with acetoxyacetaldehyde and we take this as an additional endorsement that secondary reaction of Cl with acetoxyacetaldehyde is the source of acetic acid and formic acetic anhydride in the Cl + AA reaction system. Picquet-Varrault *et al.*¹⁹ in their study on the reaction of OH with AA found acetoxyacetaldehyde as the main product and strongly suspected that secondary reactions of this compound led to the formation of formic acetic anhydride and acetic acid that they observed in their reaction system. This study supports that the

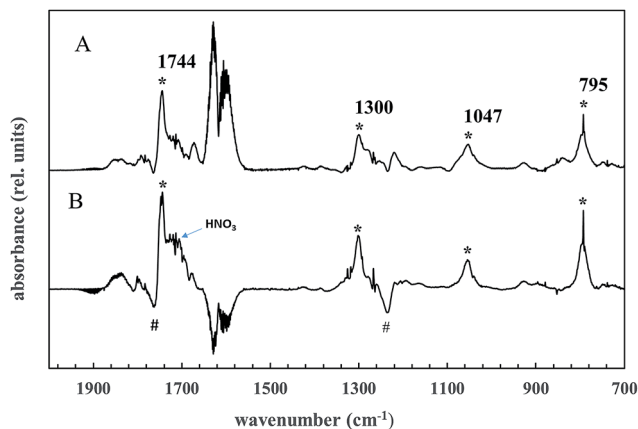
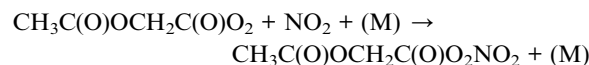


Fig. 5 Trace A shows the spectrum obtained at the end of the irradiation a AA/Cl₂/NO_x reaction mixture after subtraction of acetoxyacetaldehyde, acetic acid, formic acetic anhydride and nitric acid. The * symbols in are attributed to the formation of acetoxyacetyl peroxy nitrate. Trace B is the difference spectrum obtained after subtraction of the first spectrum in which the AA was zero from the last spectrum in the experiment. This spectrum demonstrates the secondary decay of the main product acetoxyacetaldehyde (# symbols) and the formation of acetoxyacetyl peroxy nitrate (* symbols).

reactions of OH and Cl with acetoxyacetaldehyde are similar and result in formation of formic acetic anhydride and acetic acid.

Reaction of the peroxy radicals formed in the reaction of Cl with acetoxyacetaldehyde with NO_2 will lead to the formation of a peroxy nitrate.



This type of peroxy nitrate is expected to be reasonably stable at room temperature and atmospheric pressure.^{36,37} Indeed, bands are present in the product spectrum which can be assigned to a peroxy nitrate. Trace A in Fig. 5 shows the spectrum that is obtained at the end of the irradiation of a AA/Cl₂/NO_x reaction mixture after subtraction of acetoxyacetaldehyde, acetic acid, formic acetic anhydride and nitric acid. The * symbols highlight bands that are characteristic for the formation of a peroxy nitrate.³⁶ The band at $\sim 1744 \text{ cm}^{-1}$ can be assigned to an asymmetric stretching band of NO_2 (asym. NO_2), that at $\sim 1330 \text{ cm}^{-1}$ to a symmetrical stretch of NO_2 (sym. NO_2) and that at $\sim 795 \text{ cm}^{-1}$ to a NO_2 deformation. A band at $\sim 1045 \text{ cm}^{-1}$ is also observed. Bands in this region are observed in the infrared spectra of many peroxy nitrates, however, we have no vibrational group assignment for this band.

Trace B, Fig. 5 shows a difference spectrum obtained after subtraction of the first spectrum in which the AA concentration was zero from the last spectrum in the experiment. This spectrum shows the continuing secondary decay of the main product acetoxyacetaldehyde (# symbols) and the formation of the bands that we assign to a peroxy nitrate. The experimental evidence supports that the peroxy nitrate absorptions are arising predominantly from the formation of thermally stable acetoxyacetyl peroxy nitrate.



Reaction without NO_x. As discussed in the Results section, the experimental observations support that the fate of the CH₃C(O)OCH₂CH(O[•])CH₂Cl alkoxy radicals formed in the Cl + AA reaction in the absence of NO_x is essentially reaction with O₂ to form acetic acid 3-chloro-2-oxo-propyl ester (CH₃C(O)OCH₂C(O)CH₂Cl). The analogous OH reaction in the absence of NO_x has been observed to form mainly 3-hydroxy-2-oxo-propyl ester (CH₃C(O)OCH₂C(O)CH₂OH)²⁰ through reaction CH₃C(O)OCH₂CH(O[•])CH₂OH alkoxy radicals with O₂, however, a ~26% contribution from the decomposition channel to form acetoxyacetaldehyde and HCHO was also observed.

Atmospheric implications

As discussed in several publications the main tropospheric chemical removal of unsaturated compounds is reaction with OH radicals and in the case of VA and AA the tropospheric lifetimes respect to degradation through reaction with OH radicals are approximately 3 and 5 h, respectively,^{15–20} indicating that these VOCs will be rapidly degraded in the gas phase and near to their emissions sources. The tropospheric lifetimes of the degradation of VA and AA initiated by Cl atoms are 9 and 4 days, respectively.¹⁸ However, in marine and industrialised continental regions, where high chlorine concentrations can occur especially at dawn, Cl– mediated degradation of the compounds may be able to compete with the OH– initiated oxidation. Under high NO_x conditions both the OH and Cl initiated oxidation of both compounds will give rise to high yields of bond cleavage products including HCHO, HCOCl, CH₃C(O)OH, formic acetic anhydride and acetoxyacetaldehyde. Further breakdown of acetoxyacetaldehyde will produce more acetic acid and formic acetic anhydride whereby formation of a potentially thermally stable peroxyxynitrate is possible which might potentially result in the long range transport of NO_x. However, although peroxyxynitrates of structure ROC(O)OONO₂ are thermally stable under atmospheric conditions³³ the CH₃C(O)O entity in the peroxyxynitrate formed from acetoxyacetaldehyde, *i.e.* CH₃C(O)OCH₂C(O)OONO₂, might render this particular susceptible to hydrolysis and thus rapid removal from the atmosphere.

Since the anhydrides produced in the atmospheric degradation of VA and AA are not very reactive toward either OH or Cl,³⁸ processes such as washout or heterogeneous hydrolysis on aerosols to form formic and acetic acids are probably the major atmospheric loss processes for these compounds.

Under low NO_x conditions only the reaction of OH with VA will lead to the types of bond cleavage products listed above. The reaction of Cl with VA and the reactions of OH and Cl with AA will produce hydroxy acyl or chloro acyl compounds retaining the parent compound carbon skeleton. These compounds will not be very reactive toward OH and their atmospheric degradation, wither in the gas, aqueous or heterogeneous phase will probably result in acid formation, however, this may not necessarily occur close to the emission source.

It is probably safe to say that the both the OH-radical and Cl-atom mediated atmospheric degradation of VA and AA will result primarily in acid formation under both low and high NO_x conditions but probably on different time scales.

Acknowledgements

The authors wish to acknowledge the Alexander von Humboldt Foundation, the EU project EUROCHAMP2, DAAD-PROALAR (Germany), MINCYT (Argentina) and CONICET (Argentina) for financial support of this research.

References

- 1 T. E. Graedel, D. T. Hawkins and L. D. Claxton, *Atmospheric Chemical compounds: Sources, Occurrence and Bioassay*, Academic Press, Orlando, FL, 1986.
- 2 C. Ferrari, Ph.D. thesis, Université Joseph Fourier-Grenoble, 1995.
- 3 J. Rudolph, R. Koppmann and C. Plass-Dülmer, *Atmos. Environ.*, 1996, **30**, 1887–1894.
- 4 H. B. Singh, A. N. Thakur, Y. E. Chen and M. Kanakidou, *Geophys. Res. Lett.*, 1996, **23**, 1529–1532.
- 5 O. W. Wingenter, D. R. Blake, N. J. Blake, B. C. Sive, F. S. Rowland, E. Atlas and F. Flocke, *J. Geophys. Res.*, 1999, **104**, 21–28.
- 6 R. Vogt, P. J. Crutzen and R. A. Sander, *Nature*, 1996, **383**, 327–330.
- 7 C. W. Spicer, E. G. Chapman, B. J. Finlayson-Pitts, R. A. Plastridge, J. M. Hubbe, J. D. Fast and C. M. Berkowitz, *Nature*, 1998, **394**, 353–356.
- 8 G. Sarwar and P. V. Bhave, *J. Clim. Appl. Meteorol.*, 2007, **46**, 1009–1019.
- 9 T. P. Riedel, N. L. Wagner, W. P. Dube, A. N. Middle, C. J. Young, K. F. Öztür, R. Bahreini, T. C. VandenBoer, D. E. Wolfe, E. J. Williams, J. M. Roberts, S. S. Brown and J. A. Thornton, *J. Geophys. Res.*, 2013, **118**, 8702–8715.
- 10 J. A. Thornton, J. P. Kercher, T. P. Riedel, N. L. Wagner, J. Cozic, J. S. Holloway, W. P. Dubé, G. M. Wolfe, P. K. Quinn, A. M. Middlebrook, B. Alexander and S. S. Brown, *Nature*, 2010, **464**, 271–274.
- 11 G. J. Phillips, M. J. Tang, J. Thieser, B. Brickwedde, G. Schuster, B. Bohn, J. Lelieveld and J. N. Crowley, *Geophys. Res. Lett.*, 2012, **39**(L10811), 1–5.
- 12 T. P. Riedel, N. L. Wagner, W. P. Dubé, A. M. Middlebrook, C. J. Young, F. Öztürk, R. Bahreini, T. C. VandenBoer, D. E. Wolfe, E. J. Williams, J. M. Roberts, S. S. Brown and J. A. Thornton, *J. Geophys. Res.*, 2013, **118**, 8702–8715.
- 13 B. J. Finlayson-Pitts, M. J. Ezell and J. N. Pitts, *Nature*, 1989, **337**, 241–244.
- 14 T. P. Riedel, T. H. Bertram, T. A. Crisp, E. J. Williams, B. M. Lerner, A. Vlasenko, S. M. Li, J. Gilman, J. Gouw, D. M. Bon, N. L. Wagner, S. S. Brown and J. A. Thornton, *Environ. Sci. Technol.*, 2012, **46**, 10463–10470.
- 15 M. B. Blanco, I. Bejan, I. Barnes, P. Wiesen and M. A. Teruel, *J. Phys. Chem. A*, 2009, **113**, 5958–5965.
- 16 S. Le Calvé, A. Mellouki, G. Le Bras, J. Treacy, J. Wenger and H. Sidebottom, *J. Atmos. Chem.*, 2000, **37**, 161–172.
- 17 B. Picquet-Varrault, M. Scarfogliero and J. F. Doussin, *Environ. Sci. Technol.*, 2010, **44**, 4615–4621.
- 18 M. B. Blanco, I. Bejan, I. Barnes, P. Wiesen and M. A. Teruel, *Environ. Sci. Pollut. Res.*, 2009, **16**, 641–648.



- 19 B. Picquet-Varrault, J. F. Doussin, R. Durand-Jolibois, O. Pirali and P. Carlier, *Environ. Sci. Technol.*, 2002, **36**, 4081–4086.
- 20 M. B. Blanco, I. Bejan, I. Barnes, P. Wiesen and M. A. Teruel, *Environ. Sci. Technol.*, 2012, **46**, 8817–8825.
- 21 J. Li, H. Cao, D. Han, M. Li, X. Li, M. He and S. Ma, *Atmos. Environ.*, 2014, **94**, 63–73.
- 22 I. Barnes, K. H. Becker and N. Mihalopoulos, *J. Atmos. Chem.*, 1994, **18**, 267–289.
- 23 J. F. Doussin, D. Ritz, R. D. Jolibois, A. Monod and P. Carlier, *Analysis*, 1997, **35**, 236–242.
- 24 E. C. Tuazon, H. Mac Leod, R. Atkinson and W. P. L. Carter, *Environ. Sci. Technol.*, 1986, **20**, 383–387.
- 25 W. B. DeMore, S. P. Sander, D. M. Golden, R. F. Hampson, M. J. Kurylo, C. J. Howard, A. R. Ravishankara, C. E. Kolb and M. J. Molina, Evaluation Number 12, JPL Publ., 1997, 97–4.
- 26 J. J. Orlando, G. S. Tyndall and T. J. Wallington, *Chem. Rev.*, 2003, **103**, 4657–4689.
- 27 C. M. Butt, C. J. Young, S. A. Mabury, M. D. Hurley and T. J. Wallington, *J. Phys. Chem. A*, 2009, **113**, 3155–3161.
- 28 M. Walavalkar, A. Sharma, H. D. Alwe, K. K. Pushpa, S. Dhanya, P. N. Naik and P. N. Bajaj, *Atmos. Environ.*, 2013, **67**, 93–100.
- 29 M. Bilde, J. J. Orlando, G. Tyndall, T. J. Wallington, M. D. Hurley and E. W. Kaiser, *J. Phys. Chem. A*, 1999, **103**, 3963–3965.
- 30 E. C. Tuazon, S. M. Aschmann, R. Atkinson and W. P. L. Carter, *J. Phys. Chem. A*, 1998, **102**, 2316–2321.
- 31 I. Barnes, K. H. Becker, F. Kirchner, F. Zabel, H. Richer and J. Sodeau, *STEP-HALOCSIDE/AFEAS Workshop, March 23-25, Dublin*, 1993.
- 32 E. C. Tuazon and R. Atkinson, *J. Atmos. Chem.*, 1993, **16**, 301–312.
- 33 S. Jagiella, H. G. Libuda and F. Zabel, *Phys. Chem. Chem. Phys.*, 2000, **2**, 1175–1181.
- 34 R. I. Méreau, M. T. Rayez, J. C. Rayez, F. Caralp and R. Lesclaux, *Phys. Chem. Chem. Phys.*, 2001, **3**, 4712–4717.
- 35 B. Picquet-Varrault, J. F. Doussin, R. Durand-Jolibois and P. Carlier, *Phys. Chem. Chem. Phys.*, 2001, **3**, 2595–2606.
- 36 F. Kirchner, Kinetische Untersuchungen an Peroxynitrat und Peroxy-Radikalen, PhD thesis, University of Wuppertal, Germany, 1994.
- 37 F. Kirchner, L. P. Thüner, I. Barnes, K. H. Becker, B. Donner and F. Zabel, *Environ. Sci. Technol.*, 1997, **31**, 1801–1804.
- 38 J. G. Calvert, A. Mellouki, J. J. Orlando, M. J. Pilling and T. J. Wallington, *Mechanisms of atmospheric oxidation of the oxygenates*, Oxford University Press, New York, 2011.

