



Cite this: *Chem. Commun.*, 2015, 51, 10854

Received 15th April 2015,
Accepted 31st May 2015

DOI: 10.1039/c5cc03130c

www.rsc.org/chemcomm

Stereoselective formation of coordination polymers with 1,4-diaminonaphthalene on various Cu substrates†

Marek Knor,^{ab} Hong-Ying Gao,^{*ab} Saeed Amirjalayer,^{ab} Armido Studer,^c
Hongjun Gao,^d Shixuan Du^d and Harald Fuchs^{abe}

Polymerization of 1,4-diaminonaphthalene on various Cu substrates resulting in stereoselectively well-defined metal–organic coordination polymers is reported. By using different crystallographic planes (111), (110) and (100) of a Cu substrate the structure of the resulting coordination polymer was controlled.

On-surface polymerization has recently been used as an efficient method for the preparation of well defined, novel types of polymers directly at a surface. Many contributions in this area deal with on-surface covalent carbon–carbon or carbon–nitrogen bond formation.¹ In addition, this approach has also been successfully applied to the formation of metal–organic polymers containing carbon–metal² or nitrogen–metal coordination bonds.³ In the latter cases, a metal atom is either added to or extracted from the surface during polymerization. It is well known that the surface is not static (especially above room temperature) and some of the metal atoms can be readily pulled out from the surface and be ligated by the organic adsorbate.⁴ Metal–organic coordination polymers are highly interesting because they show unique properties. Considering structural properties, either 3D or 2D coordination frameworks can be constructed at the surface. Moreover, such surface adsorbed coordination networks reveal interesting catalytic,⁵ magnetic⁶ and electronic⁷ properties. It is obvious that all these properties are influenced and controlled by the structure and geometry of the coordination polymer. Another aspect is that the electronic configuration of the coordination center (metal atom) in such networks is not readily predictable. The metal can have different oxidation states

and charges because the surface works as an electron reservoir which can interact with the organometallic complex at the surface.⁸ In specific cases the electronic configuration of the complex at the surface is different as compared to its electronic state in solution and in the solid state. For example, a Cu adatom on a Cu(111) substrate can be negatively charged when it is bonded to a cyano group.^{4d} It is obvious that complexes interacting with a substrate might show different catalytic activity. Therefore, understanding the geometry of coordination systems at a surface within the 2D network and also its interaction with the substrate is of great importance for future application of these systems, for example in catalysis. Here, we report the effect of the substrate reconstitution on the final geometry of the coordination network and show that different crystallographic structures of the same metal (in this case Cu) control the stereochemistry of polymerization leading to coordination polymers with different relative configurations.

Polymerization of 1,4-diaminonaphthalene at Cu(111): evaporation of 1,4-diaminonaphthalene (DAN) at the Cu(111) substrate at room temperature leads to formation of monolayers where the organic molecules are randomly distributed showing different orientations on the surface. The random orientation of DANs indicates that the interaction between the organic molecules is weaker than the one between DANs and the Cu-substrate. After heating the sample to 390 K most of the molecules just desorbed but we also observed the formation of some dimers which were found to be very mobile at the surface under applied conditions. These dimers and remaining monomers upon further heating of the surface to 400 K started to form longer oligomers. This process was slow and not very efficient due to low concentration of monomers and dimers caused by the competing thermal desorption. Better results were obtained by depositing DANs directly at a hot Cu(111) surface. This process allowed the desorbed diaminonaphthalenes to be continuously recharged to the surface which can diffuse and react with oligomers leading to a further growth of the polymers (Fig. 1a). By using this set up, oligomers with a chain length of up to 20 nm were formed. It is clearly visible from the STM images that most polymers grew along one of the three main crystallographic axes of the substrate. The Cu–N bond in the Cu-complex was found to be very stable.

^a Center for Nanotechnology, Heisenbergstraße 11, 48149 Münster, Germany.

E-mail: mknor01@uni-muenster.de, gaoh@uni-muenster.de, fuchsh@uni-muenster.de

^b Physikalisches Institut, Westfälische Wilhelms-Universität, Wilhelm-Klemm-Straße 10, 48149 Münster, Germany

^c Organisch-Chemisches Institut, Westfälische Wilhelms-Universität, Corrensstraße 40, 48149 Münster, Germany

^d Institute of Physics, Chinese Academy of Sciences, Beijing 100190, China

^e Institute for Nanotechnology, Karlsruhe Institute of Technology, 76344 Karlsruhe, Germany

† Electronic supplementary information (ESI) available. See DOI: 10.1039/c5cc03130c

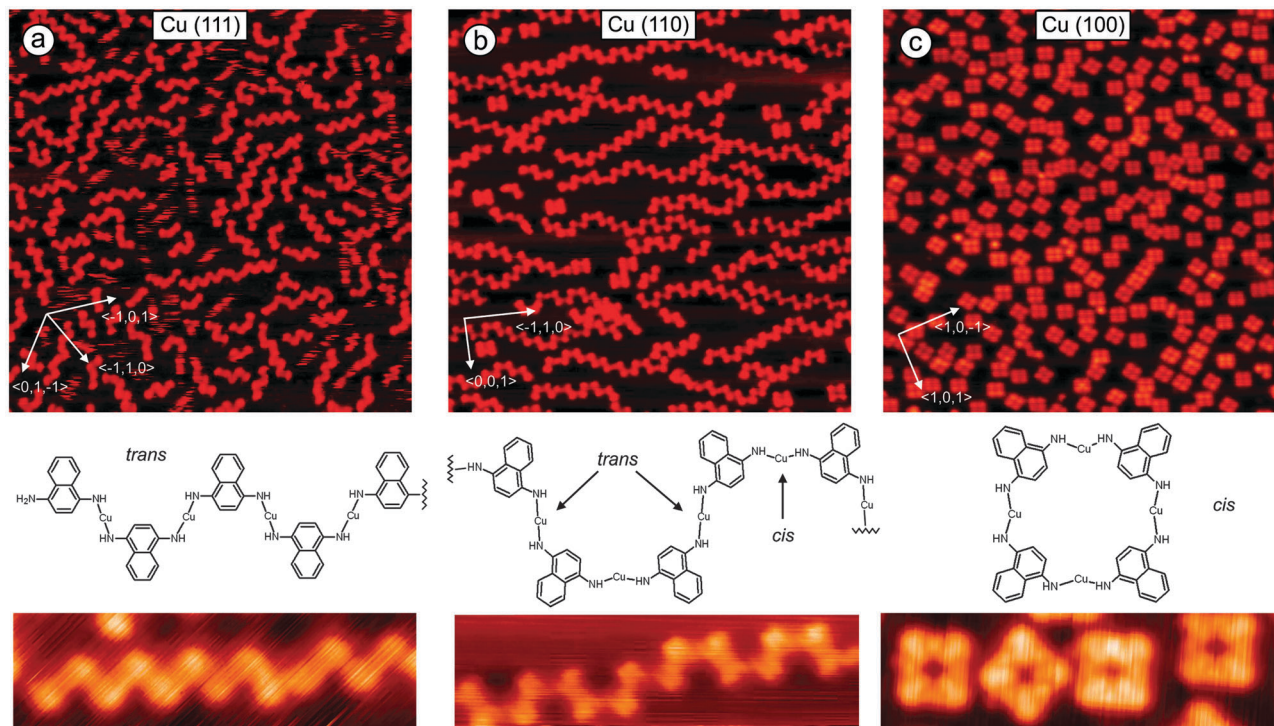


Fig. 1 Polymers formed after deposition of DAN at a hot Cu(111) substrate (a) $45 \times 45 \text{ nm}^2$, Cu(110) substrate (b) $45 \times 45 \text{ nm}^2$ and Cu(100) substrate (c) $45 \times 45 \text{ nm}^2$. STM pictures a–c: -2 V , 10 pA . Below proposed chemical structures of the dominant polymers fractions for each substrate and zoom in of the corresponding single chains.

The amino ligands are *trans*-oriented to each other as a naphthyl-NH-Cu-NH-naphthyl complex. Note that dehydrogenation in amines is known to occur at Cu(111) and at Au(111) substrates.⁹ Importantly, while in solution bisamino-Cu bonds can rotate around the Cu-N-bond, due to van der Waals interactions with the substrate free rotation is suppressed at the Cu surface. Therefore, Cu-amino complexes can be formed as different stereoisomers at Cu. Guided by the *cis/trans*-nomenclature to describe alkene geometry, we herein also use the *trans* and *cis* terminology to specify the surface adsorbed bisamino-Cu-complexes. In the *trans*-isomer, the protons of the amino ligands are *trans*-oriented to each other whereas in the *cis*-complex the protons of the amino ligands are oriented in *cis* configuration to each other. As the major oligomeric structure formed on a hot Cu(111) surface we found an all *trans*-configured coordination polymer revealing that oligomerization occurred with high *trans*-selectivity. The stability of the coordination polymers is remarkably high. Chains could be mechanically manipulated by the STM tip without losing their shape (Fig. 2a–c). The interaction of a Cu built-in atom of the oligomer with the N atom is much stronger than that with the metal substrate. For example, an oligomer containing 7Cu atoms was readily manipulated by pushing from one edge without destroying the polymeric structure. This means that the weakest bond in the system (likely the Cu–N bond) is much stronger than the interaction of the all oligomer with its 7Cu atoms with the substrate. A strong interaction within the oligomers and weak interaction of the oligomer with the substrate gives also the possibility to elastically bend the coordination bonds (Fig. 2b). It was interesting that after manipulation the oligomer

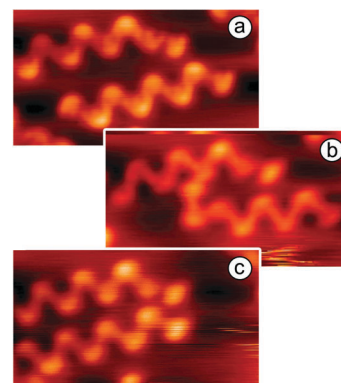


Fig. 2 Sequence of STM pictures showing manipulation of the DAN-Cu polymer by an STM tip. (a) All-*trans* coordination polymers. (b) Bent oligomer after pushing with the tip from one edge. (c) Manipulation of the single chain and return to the original shape after manipulation. Pictures: -2 V , 20 pA , manipulation: -2 V , 500 pA .

returned to its original lowest energy structure revealing shape memory behavior (Fig. 2c).

Polymerization of 1,4-diaminonaphthalene at Cu(110): when DAN molecules were deposited on Cu(110) at room temperature in vacuum they form well-ordered structures where the organic molecules interact *via* hydrogen bonding. Heating of the substrate to 420 K leads to desorption of most DANs, but some of them formed short oligomers. As for the Cu(111) case discussed above, better results were achieved when the organic molecules were directly deposited on a hot Cu(110) surface. Polymer chains were formed,



but interestingly, the shape of most oligomers differs significantly from the shape obtained for DAN-polymerization at Cu(111) where most of the polymers were generated with *trans*-configuration leading to a zig-zag type shape of the chain. However, at Cu(110) the largest part of the monomers is connected with alternating *trans-cis-trans-cis* relative configuration providing a U-shape type structure (Fig. 1b). One can clearly identify a minor fraction which polymerized with *trans*-configuration leading to a zig-zag-type oligomer.

Polymerization of 1,4-diaminonaphthalene at Cu(100): DAN monomers were deposited at room temperature at Cu(100) providing a submonolayer with random distribution of the molecules. DAN did not form ordered or well packed islands. Differences in self-assembled monolayers between Cu(111), Cu(110) and Cu(100) are caused by different periodicity and symmetry of these surfaces. Heating of the substrate containing physisorbed DAN molecules to 390 K provided tetramers with rectangular shape at high yield (Fig. 1c). The build-up of cyclic tetramers is a result of a highly diastereoselective all-*cis*-amino-Cu complex formation. The suggested chemical structure is shown below. For comparison with the Cu(111) and Cu(110) cases we also deposited DANs directly at a hot Cu(100) surface. For this substrate the hot and cold deposition procedures afforded similar results. Only a small amount of the molecules was desorbed during heating likely due to faster reaction and also due to stronger interaction of the monomer with the Cu substrate. To a small extent, the formation of cyclic tetramers was also observed at the previous Cu(110) substrate (Fig. 1b). To get a better picture of the selectivity of DAN oligomerization as a function of the substrate, we analyzed the number of *trans* and *cis* configured naphthylNH-Cu-NHnaphthyl complexes extracted from various STM pictures which allowed us to gain statistical information on the *trans/cis*-selectivity as a function of the Cu substrate. On the Cu(111) surface *trans*-configured bisamino-Cu-complexes occurred with 85% abundance. A near complete *cis*-selectivity was observed for Cu(100) where almost all complexes (99%) were formed as *cis*-isomers. Cu(110) results in an intermediate state with the *trans* to *cis* complexes in a 66% to 34% ratio.

Theoretical investigations: based on STM data we proposed possible configurations of the various Cu-DAN-oligomers (Fig. 3), which were in good agreement with the experimentally observed structures. In the all-*trans*-configured oligomer identified as a zig/zag-shaped system on Cu(111), the Cu-adatoms are lined up with a calculated distance of 0.75 nm which is in very good agreement with the experimentally determined value (0.75 nm). Metal atom chains are parallel to the three main symmetry axes ($\langle 0,1,-1 \rangle$, $\langle -1,0,1 \rangle$, and $\langle -1,1,0 \rangle$) of the Cu(111) substrate which forms the polymer mostly parallel to these three directions (see main chains in Fig. 1c). This also fits in to the theoretical model because structure can be easily rotated by 60° to get the same adsorption geometry. For the Cu(110) substrate the experimentally observed U-shape oligomer occurred with some zig/zag shape oligomer similar to previous structure. In this case, the Cu-adatoms appear to be highly regular with a distance of 0.79 nm from each other and form a zig/zag relative arrangement. In some cases all metal adatoms can lie in line along $\langle 3,3,2 \rangle$ axes or its mirror direction $\langle 3,3,-2 \rangle$ marked by red arrows (Fig. 4).

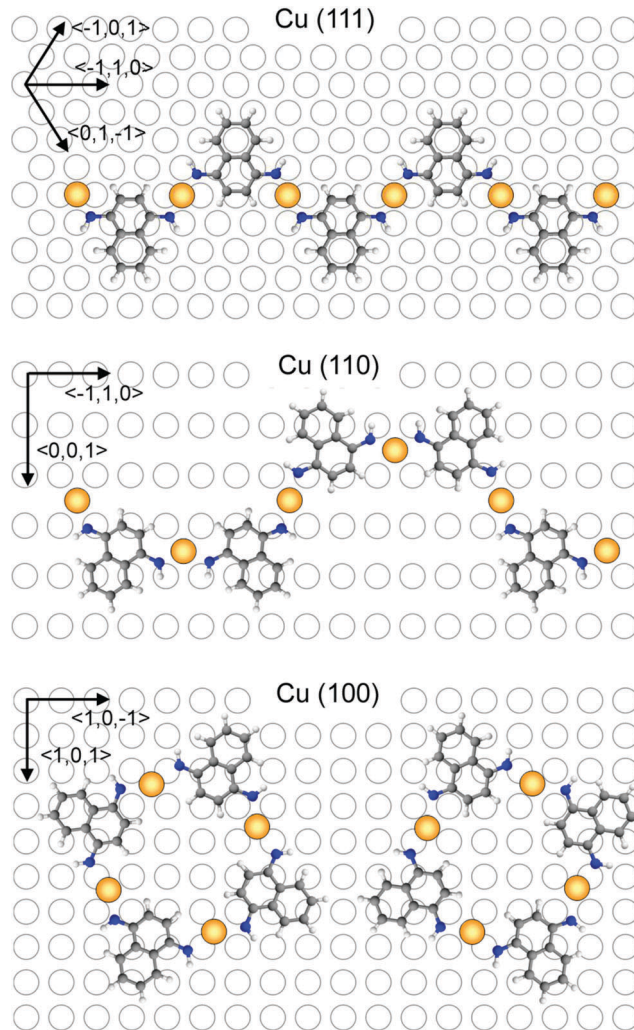


Fig. 3 Adsorption geometry of the DAN-Cu polymer at different Cu substrate planes.

When all Cu adatoms are parallel to this axis it effects only the *trans* substitution of the DAN molecules. When adsorption of the adatoms is not linear and it changes between these axes (dotted arrow) it causes the substitution of next DAN molecule in *cis* configuration. This substitution and growth mechanism are random which are clearly visible in the large area (Fig. 1b) and it fits well to the proposed model. *Cis* substitution can only occur parallel to the $\langle -1,1,0 \rangle$ direction when two DAN molecules are mirrored in $\langle 0,0,1 \rangle$ axes. Interestingly, whereas for the *trans*-configuration the Cu-adatom lies in line in the middle of the two N-atoms of the amino ligand (angle N-Cu-N = 180°), in the *cis*-configured complex the N-Cu-N angle is smaller (120°). This bending of the complex leads to an oligomeric structure where all distances between the Cu-adatoms are very similar (theory: 0.79 nm, experiment: 0.81 nm) with main *trans-cis-trans-cis* alternating configurations. A smaller angle (150°) was also observed for the *cis*-complexes on Cu(100) where theory predicts the rectangular tetrameric structures. In this case there are two theoretical configurations on the surface which are their mirror reflection (mirror plane is parallel to one of the symmetry axes of



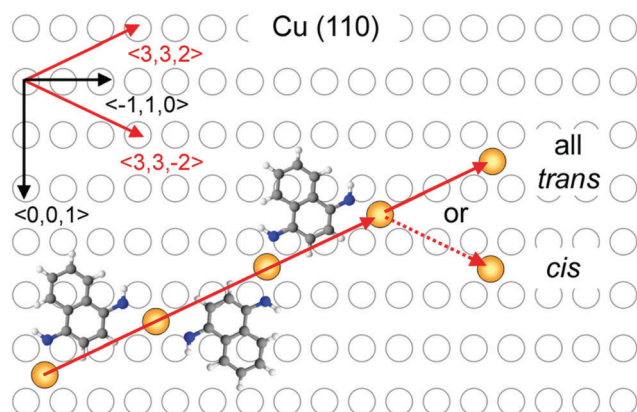
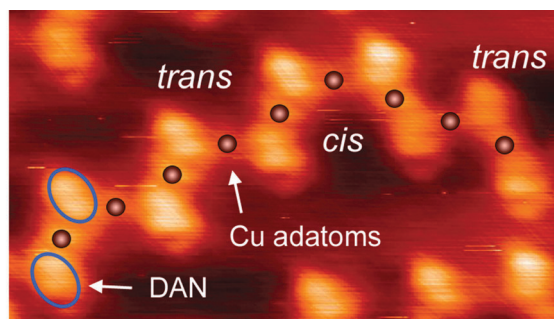


Fig. 4 All-trans adsorption geometry of the DAN–Cu polymer at the Cu(110) substrate plane. Red arrows indicate possible places of adsorption Cu adatoms in vacancy along one of the crystallographic directions ($\langle 3,3,2 \rangle$ or $\langle 3,3,-2 \rangle$).

the substrate $\langle 1,0,-1 \rangle$ or $\langle 1,0,1 \rangle$). Counting both of these configurations on several pictures gives a 50 : 50 ratio and information that the energy of adsorption and geometry at the substrate are exactly the same is in very good agreement with the proposed structure. Also the distance between Cu adatoms is in good agreement with the theoretical model (theory: 0.85 nm, experiment: 0.9 nm). Comparing optimal temperatures for the reaction, we discovered that reaction can easily occur at Cu(111) and Cu(100) substrates (390–400 K). Creation of the polymers at the Cu(110) surface needs 20 K higher temperature. Probably it is caused by higher stability of the Cu atom in the subsurface region and higher energy of its diffusion which is necessary to create longer polymer chains.

In summary we observed that different crystallographic planes of the same substrate [Cu(111), Cu(110) and Cu(100)] can influence the nature of polymers. Growth of the polymer at the Cu(111) substrate provides mostly *trans* conformation while Cu(100) gives only *cis* conformation. Cu(110) has both of these properties and *trans* and *cis* conformation can exist on the surface with random distribution or also regular *trans-cis-trans-cis* order. This strong selectivity of the crystallographic plane of Cu- surface orientations with respect to the final product structures can be helpful to optimize catalytic processes and isomerization at surfaces. We also showed by manipulation of the polymer chains that coordination bonded systems N–Cu–N are very stable when metal atoms are

extracted from the surface while their interaction with the metal substrate is weak (compared to the interaction in the polymer chain).

We would like to thank the Deutsche Forschungsgemeinschaft (TRR 61, project B3) for financial support.

References

- (a) J. Cai, P. Ruffieux, R. Jaafar, M. Bieri, T. Braun, S. Blankenburg, M. Muoth, A. P. Seitsonen, M. Saleh, X. Feng, K. Mullen and R. Fasel, *Nature*, 2010, **466**, 470–473; (b) D. F. Perepichka and F. Rosei, *Science*, 2009, **323**, 216–217; (c) M. Matena, T. Riehm, M. Stähr, T. A. Jung and L. H. Gade, *Angew. Chem., Int. Ed.*, 2008, **47**, 2414–2417; (d) A. C. Marele, R. Mas-Ballesté, L. Terracciano, J. Rodríguez-Fernández, I. Berlanga, S. S. Alexandre, R. Otero, J. M. Gallego, F. Zamora and J. M. Gómez-Rodríguez, *Chem. Commun.*, 2012, **48**, 6779–6781; (e) M. Treier, N. V. Richardson and R. Fasel, *J. Am. Chem. Soc.*, 2008, **130**, 14054–14055; (f) I. Q. Zhang, N. Kepcija, M. Kleinschrodt, K. Diller, S. Fischer, A. C. Papageorgiou, F. Allegretti, J. Bjork, S. Klyatskaya, F. Klappenberger, M. Ruben and J. V. Barth, *Nat. Commun.*, 2012, **3**, 1286; (g) D. Zhong, J. H. Franke, S. K. Podiyanchari, T. Blomker, H. Zhang, G. Kehr, G. Erker, H. Fuchs and L. Chi, *Science*, 2011, **334**(6053), 213–216; (h) J. A. Lipton-Duffin, O. Ivasenko, D. F. Perepichka and F. Rosei, *Small*, 2009, **5**(5), 592–597; (i) A. Ciesielski, M. El Garah, S. Haar, P. Kovaricek, J. M. Lehn and P. Samori, *Nat. Chem.*, 2014, **6**, 1017–1023.
- (a) S. Haq, F. Franke, M. S. Dyer, M. Persson, P. Iavicoli, D. B. Amabilino and R. Raval, *J. Am. Chem. Soc.*, 2011, **133**, 12031–12039; (b) M. Bieri, S. Blankenburg, M. Kivala, C. A. Pignedoli, P. Ruffieux, K. Mullen and R. Fasel, *Chem. Commun.*, 2011, **47**, 10239–10241; (c) Q. Li, J. R. Owens, C. Han, B. G. Sumpter, W. Lu, J. Bernholc, V. Meunier, P. Maksymovych, M. Fuentes-Cabrera and M. Pan, *Sci. Rep.*, 2013, **3**(2102), 1–6; (d) H. Zhang, J. H. Franke, D. Zhong, Y. Li, A. Timmer, O. D. Arado, H. Monig, H. Wang, L. Chi, Z. Wang, K. Mullen and H. Fuchs, *Small*, 2014, **10**(7), 1361–1368; (e) J. Eichhorn, T. Strunskus, A. Rastgoo-Lahrood, D. Samanta, M. Schmittel and M. Lackinger, *Chem. Commun.*, 2014, **50**, 7680–7682.
- (a) D. Kuhne, F. Klappenberger, R. Decker, U. Schlickum, H. Brune, S. Klyatskaya, M. Ruben and J. V. Barth, *J. Am. Chem. Soc.*, 2009, **131**, 3881–3883; (b) M. Marschall, J. Reichert, A. Weber-Bargioni, K. Seufert, W. Auwärter, S. Klyatskaya, G. Zoppellaro, M. Ruben and J. V. Barth, *Nat. Chem.*, 2010, **2**, 131–137; (c) J. Liu, T. Lin, Z. Shi, F. Xia, L. Dong, P. N. Liu and N. Lin, *J. Am. Chem. Soc.*, 2011, **133**, 18760–18766; (d) D. Heim, D. Eciija, K. Seufert, W. Auwärter, C. Aurisicchio, C. Fabbro, D. Bonifazi and J. V. Barth, *J. Am. Chem. Soc.*, 2010, **132**, 6783–6790; (e) U. Schlickum, R. Decker, F. Klappenberger, G. Zoppellaro, S. Klyatskaya, M. Ruben, I. Silanes, A. Arnau, K. Kern, H. Brune and J. V. Barth, *Nano Lett.*, 2007, **7**(12), 3813–3817; (f) A. Langner, S. L. Tait, N. Lin, C. Rajaduari, M. Ruben and K. Kern, *Proc. Natl. Acad. Sci. U.S.A.*, 2007, **104**(46), 17927–17930.
- (a) V. Barth, J. Weckesser, N. Lin, A. Dmitriev and K. Kern, *Appl. Phys. A: Mater. Sci. Process.*, 2003, **76**, 645–652; (b) N. A. Kautz and S. A. Kandel, *J. Am. Chem. Soc.*, 2008, **130**(22), 6908–6909; (c) F. Li, L. Tang, W. Zhou and Q. Guo, *J. Am. Chem. Soc.*, 2010, **132**, 13059–13063; (d) G. Pawlin, K. L. Wong, D. Kim, D. Sun, L. Bartels, S. Hong, T. S. Rahman, R. Carp and M. Marsella, *Angew. Chem., Int. Ed.*, 2008, **47**, 8442–8445.
- D. Grumell, B. Wurster, S. Stepanow and K. Kern, *Nat. Commun.*, 2013, **4**, 2904.
- (a) N. Abdurakhmanova, T. C. Tseng, A. Langner, C. S. Kley, V. Sessi, S. Stepanov and K. Kern, *Phys. Rev. Lett.*, 2013, **110**, 027202; (b) P. Gambardella, S. Stepanow, A. Dimitriev, J. Honolka, F. M. F. de Groot, M. Lingenfelder, S. S. Gupta, D. D. Sarma, P. Bencok, S. Stanesco, S. Clair, S. Pons, N. Lin, A. P. Seitsonen, H. Brune, J. V. Barth and K. Kern, *Nat. Mater.*, 2009, **8**, 189–193.
- L. Bartels, *Nat. Chem.*, 2010, **2**, 87–95.
- L. Vitali, G. Levita, R. Ohmann, A. Comisso, A. De Vita and K. Kern, *Nat. Mater.*, 2010, **9**, 320–323.
- (a) M. Stohr, M. Wahl, C. H. Galka, T. Riehm, T. A. Jung and L. H. Gade, *Angew. Chem., Int. Ed.*, 2005, **44**, 7394–7398; (b) H. Kong, Q. Sun, L. Wang, Q. Tan, C. Zhang, H. Sheng and W. Xu, *ACS Nano*, 2014, **8**(2), 1804–1808.

