



Cite this: *Chem. Commun.*, 2015, 51, 3290

Received 20th November 2014,
Accepted 2nd January 2015

DOI: 10.1039/c4cc09268f

www.rsc.org/chemcomm

Asymmetric catalysis activated by visible light

Eric Meggers^{ab}

Visible light driven organic chemistry has sparked much excitement over the last several years. This review summarizes recent progress in combining visible light activation with asymmetric catalysis, processes that are either mediated by photoinduced electron or energy transfer. The tasks of photoactivation and asymmetric catalysis are typically accomplished by dual catalyst systems but several recent reports demonstrate that they can also be effectively executed by single catalysts. Beyond the discovery of novel asymmetric transformations under mild reaction conditions, this contemporary area of organic chemistry holds promise for the development of economical and environmentally friendly methods for the asymmetric synthesis of chiral compounds.

Introduction

Asymmetric catalysis provides vast opportunities for an economical access to chiral compounds in enantiomerically pure form.¹ Sun light, on the other hand, is considered an inexpensive, abundant, and environmentally benign form of energy and the last several years have witnessed a surge in studies exploiting visible light for activating chemical transformations.² Interfacing visible light activated photochemistry with asymmetric catalysis therefore provides new opportunities for the development of synthetic methods for the efficient and green synthesis of non-racemic chiral molecules. Beyond cost and environmental factors, compared to the well studied UV light induction of chemical reactions,³ the activation by visible light circumvents problems associated with UV photodegradation and obviates the need for specialized equipment. In a typical experimental setup, visible light in form of sunlight, a LED light source, or a standard household lamp, is absorbed by a photosensitizer (PS) which then triggers an energy or electron transfer process (Fig. 1). In the latter case, the photoactivated sensitizer (PS*) is a stronger reducing and oxidizing agent compared to the ground state, so that photoinduced redox chemistry generates reactive radical cation or radical anion intermediates that possess unusual reactivities under surprisingly mild reaction conditions due to the low steady state concentration of the photoactivated redox sensitizer in combination with the fact that organic compounds often do not absorb visible light.⁴ In this context, activation by single electron transfer (SET) can be considered a complement to the well established and exploited

activation by proton transfer.⁵ Whereas photoredox chemistry has experienced a renaissance over the last several years, the control of absolute stereochemistry in photoredox reactions is still in its infancy. This review therefore summarizes and discusses recent progress in merging visible light activated photochemistry with asymmetric catalysis and highlights underlying concepts.

Photoinduced electron transfer: redox neutral reactions

Merging asymmetric enamine catalysis with photoredox catalysis

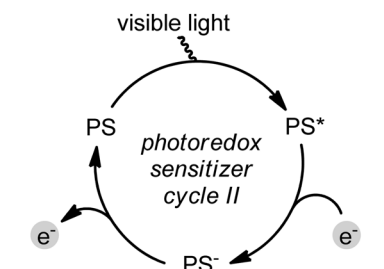
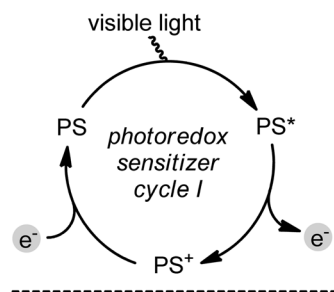
In 2008, MacMillan's group reported the first example of merging visible light induced photoredox catalysis with asymmetric organocatalysis and the generality of this strategy was established in subsequent publications (Table 1).^{6–9} Accordingly, the enantioselective intermolecular α -alkylation of aldehydes with electron deficient alkylating agents was accomplished using a combination out of transition metal photoredox catalysts and the imidazolidinone organocatalysts **1** or **2**. Work by Zeitler,¹⁰ König,¹¹ and Pericàs¹² revealed that organic dyes and inorganic semiconductors are also promising photosensitizers in this system. Mechanistically, it is believed that a photoredox catalytic cycle results in the reductive, heterolytic cleavage of the electrophiles, such as acceptor-substituted benzyl bromides, phenacyl bromides, or perfluoroalkyl iodides, to afford electron deficient alkyl radicals which rapidly react with the electron rich double bond of chiral intermediate enamines in a stereocontrolled fashion (Fig. 2).¹³ Thereby generated α -amino radicals are prone to oxidation and are hydrolyzed after single electron oxidation to iminium ions. The electron either directly flows back into the photoredox cycle (Fig. 1) or initiates a radical chain process by

^a *Fachbereich Chemie, Philipps-Universität Marburg, Hans-Meerwein-Strasse, 35043 Marburg, Germany. E-mail: meggers@chemie.uni-marburg.de*

^b *College of Chemistry and Chemical Engineering, Xiamen University, Xiamen 361005, P. R. China*



a.) Photoinduced Electron Transfer



b.) Photoinduced Energy Transfer

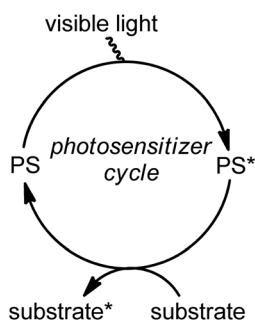


Fig. 1 Induction of chemical processes by visible light activated photosensitizers (PS). (a) The photoactivated redox sensitizer is a stronger reducing agent (photoredox cycle I) and oxidizing agent (photoredox cycle II) than the ground state. Note that either PS* or PS⁺ and PS* or PS⁻ can serve as the actual oxidizing and reducing agents, respectively, for the substrates. As a consequence, both photoredox cycles are capable of inducing the initial oxidation or reduction of the redox active substrates. (b) Photoinduced energy transfer either occurs from a singlet or triplet excited state of the photosensitizer.

reducing a new substrate molecule. Using eosin Y as the photoredox catalyst, Zeitler and coworkers noticed that the reaction proceeded in the dark after an initial irradiation which is an indicator for the involvement of a radical chain process.¹⁰ In either case, the catalytic cycle is redox neutral and the reaction catalyzed by the temporary transfer of one electron.⁵

Luo and coworkers recently introduced a very useful extension of this asymmetric photoredox enamine catalysis strategy by reporting that the chiral primary amine **3** is a suitable enamine catalyst for the asymmetric photoredox α -alkylation of β -dicarbonyl compounds, thereby implementing all-carbon quaternary stereocenters with high enantioselectivities (Fig. 3).¹⁴ The authors propose that a hydrogen bond in the transition state between the protonated tertiary amine (N–H as hydrogen bond donor)

of the intermediate enamine and the intermediate phenacyl radical (C=O as hydrogen bond acceptor) contributes to the high asymmetric induction. Interestingly, β -ketoamides bearing *N*-aryl groups lead to spontaneous intramolecular cyclizations under formation of hemiaminals.

Visible light absorption by transient donor–acceptor complex

Melchiorre and coworkers recently reported a surprising finding, namely that the asymmetric α -alkylation of aldehydes with electron deficient benzyl bromides and phenacyl bromides *via* photoredox catalysis with the chiral secondary amine **4** can be performed in the absence of any external photoredox sensitizer (Fig. 4a).¹⁵ Based on extensive mechanistic investigations, the authors propose a mechanism which proceeds through a transient electron donor acceptor (EDA) complex. This colored charge transfer complex composed of an electron-rich enamine and an electron-deficient acceptor-substituted organobromide is capable of absorbing visible light and triggers a (reversible) single electron transfer from the enamine to the organobromide, thereby producing a solvated contact radical ion pair. Subsequent heterolytic fragmentation of the organobromide radical anion produces bromide and an alkyl radical that combines with the chiral enamine radical cation to generate a non-racemic iminium ion. After hydrolysis, the non-racemic α -alkylated aldehyde is provided. Note that this reaction mechanism is not a classical electron transfer catalyzed reaction since here an electron is not added or removed from the system but instead transferred between an intermediate and a substrate. Regardless, the authors also demonstrate that solar light instead of a fluorescent light bulb can effectively promote this process. The authors expanded this strategy of asymmetric photo-organocatalysis *via* visible light absorbing charge transfer complexes to the enantioselective α -alkylation of ketones using the cinchona-based primary amine catalyst **5** (Fig. 4b).¹⁶

Interestingly, MacMillan and coworkers recently reported a photoinduced enantioselective α -amination of aldehydes using 2,4-dinitrophenylsulfonyloxy-*N*-functionalized carbamates together with the chiral primary amine **6** (Fig. 4c).¹⁷ The reaction apparently proceeds through the formation of an *N*-centered radicals and their subsequent stereoselective addition to the electron-rich π -bond of chiral enamine intermediates. Importantly, as for Melchiorre's work, no additional photosensitizer is required.

Asymmetric photoredox catalysis with a chiral iridium complex

Our group recently reported a novel type of asymmetric photoredox catalyst which combines photoredox sensitization, substrate activation, and asymmetric induction in a single chiral iridium complex.¹⁸ In the presence of a 14 W energy saving household lamp, **7** at a loading of 2 mol% is able to catalyze the reaction between 2-acyl imidazoles and electron deficient benzyl bromides or phenacyl bromides, providing α -alkylated 2-acyl imidazoles in high yields and with high enantioselectivities. A plausible mechanism in which photoredox catalysis intertwines with asymmetric catalysis is shown in Fig. 5. Herein, the catalysis is initiated by the coordination of 2-acyl imidazoles to the



Table 1 Enantioselective α -alkylation of aldehydes via asymmetric photoredox catalysis

REWG-X	Amines	PS ^a	Conditions	Light sources	Yields (%)	ee (%)	Ref.
α -Bromocarbonyls	1	[Ru(bpy) ₃]Cl ₂	23 °C, 6 h	15 W fluorescent lamp	66–93	88–99	MacMillan (2008) ⁷
Perfluoralkyl iodides ^b	1	[Ir(ppy) ₂ (dtbbpy)]PF ₆	–20 °C, 7.5–8 h	26 W fluorescent lamp	61–89	90–99	MacMillan (2009) ⁸
Benzyl bromides ^c	2	<i>fac</i> -[Ir(ppy) ₃]	rt, 3–6 h	26 W fluorescent lamp	72–91	87–93	MacMillan (2010) ⁹
Different classes ^d	1	Eosin Y	–15 to +5 °C, 15–18 h	1 W LED, λ = 530 nm	56–85	86–96	Zeitler (2011) ¹⁰
Different classes ^e	1 ^f	PbBiO ₂ Br ^g	20 °C, 20–24 h	3 W LED, λ = 440 nm	65–84	72–96	König (2012) ¹¹
Different classes ^h	1 ^f	Bi ₂ O ₃ ^{i,j} , Bi ₂ S ₃ ^{i,k}	rt, 1–48 h	23 W fluorescent lamp	40–91	81–98	Pericàs (2014) ¹²

^a Abbreviations for ligands: 2,2'-bipyridine (bpy), cyclometalated 2-phenylpyridine (ppy), 4,4'-di-*tert*-butyl-2,2'-bipyridine (dtbbpy). ^b One example with CF₂BrCO₂Et. ^c Including heteroaryl substrates such as 4-bromomethyl pyridine as its HBr salt. ^d Diethyl bromomalonate, 4-nitro-phenacyl bromide, and 1-iodononafluorobutane. ^e Diethyl bromomalonate, phenacyl bromide, 2,4-dinitrobenzyl bromide. ^f Used as the HCl salt. ^g 64 mg inorganic semiconductor per nmol of bromoorganyl. ^h Diethyl bromomalonate and phenacyl bromides. ⁱ Catalyst loading of *ca.* 2 mol%. ^j Bulk powder. ^k Nanoparticles.

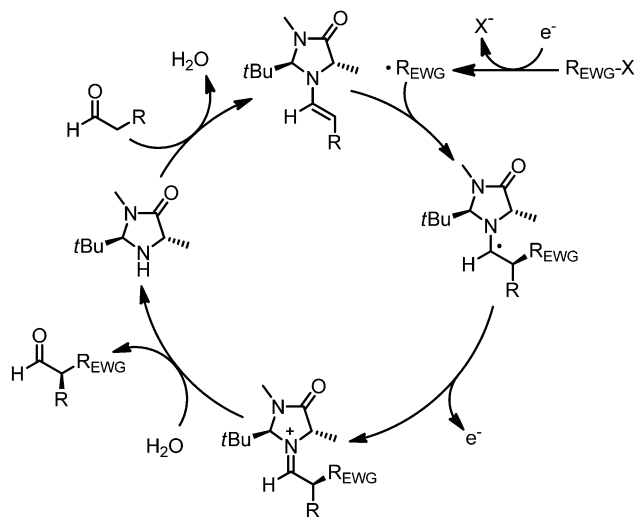


Fig. 2 Putative mechanism for the redox neutral enantioselective α -alkylation of aldehydes via asymmetric photoredox catalysis.

iridium catalyst in a bidentate fashion, followed upon deprotonation by the formation of a nucleophilic iridium(III) enolate complex. The subsequent chirality generating key step constitutes the exergonic addition of a photo-reductively generated electrophilic radical to the electron rich metal-coordinated enolate double bond, thereby affording an iridium-coordinated ketyl radical. Oxidation of this ketyl intermediate to a carbonyl group by single electron transfer provides the iridium-coordinated product, which is subsequently released. The single electron transfer either regenerates the iridium(III) photosensitizer or leads to the reduction of another organobromide substrate, thereby initiating a chain reaction. Proposed key intermediate which uniquely connects the asymmetric catalysis with the photoredox cycle is the highlighted iridium(III) enolate complex, which not only provides the crucial asymmetric induction upon a stereocontrolled reaction with the reductively formed radicals in the catalysis cycle and but at the same time serves as the *in situ* generated active photosensitizer. Despite the structural simplicity of the metal-based catalyst, the metal center

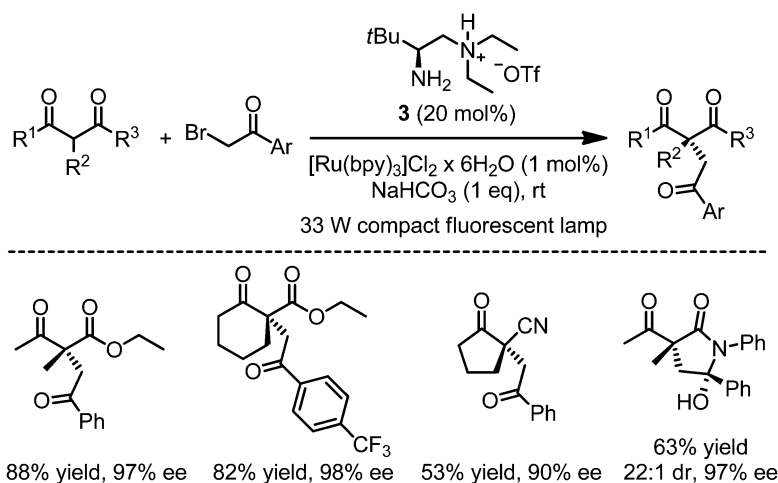


Fig. 3 Asymmetric α -alkylation of β -dicarbonyl compounds via asymmetric photoredox catalysis employing a chiral primary amine as enamine catalyst as reported by Luo.



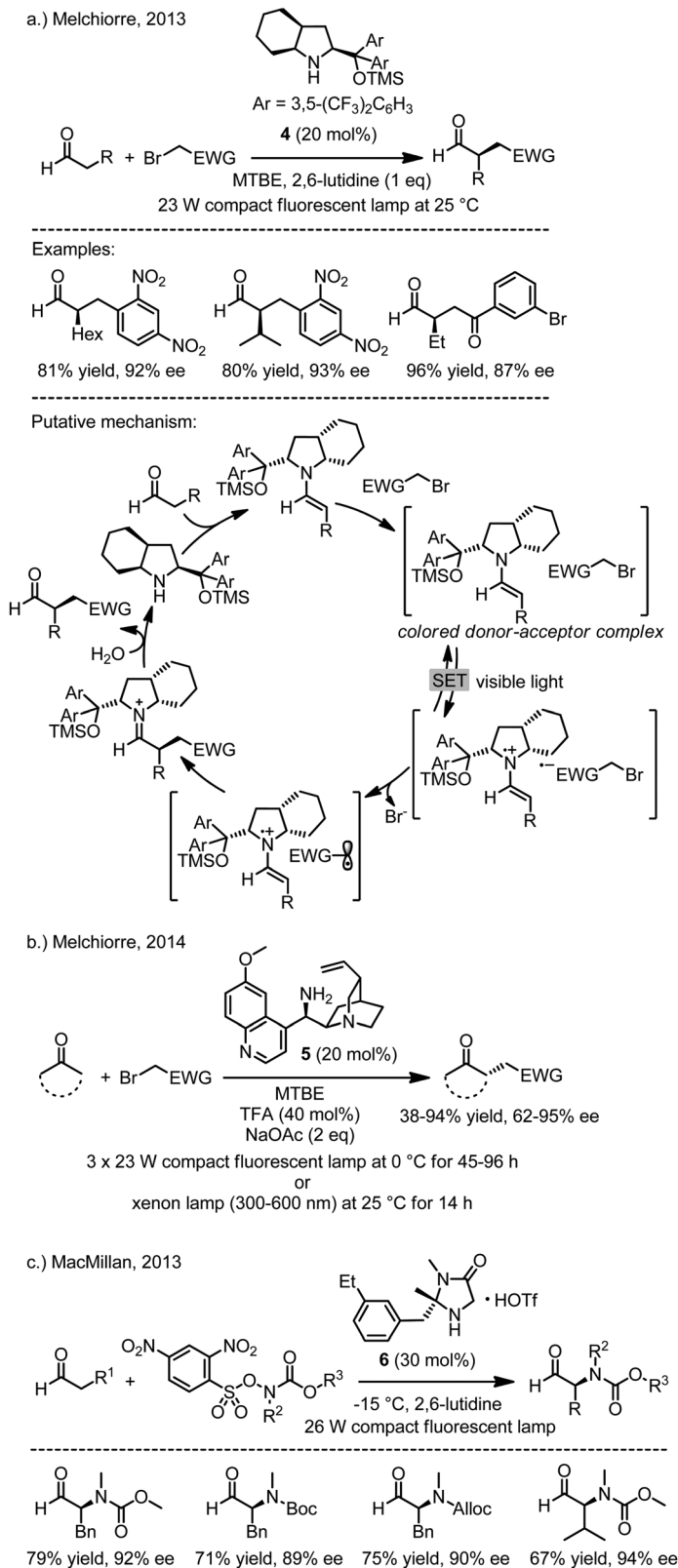


Fig. 4 Enantioselective α -alkylation of aldehydes via asymmetric photo-organocatalysis. Note that these reactions do not require any external photosensitizer.



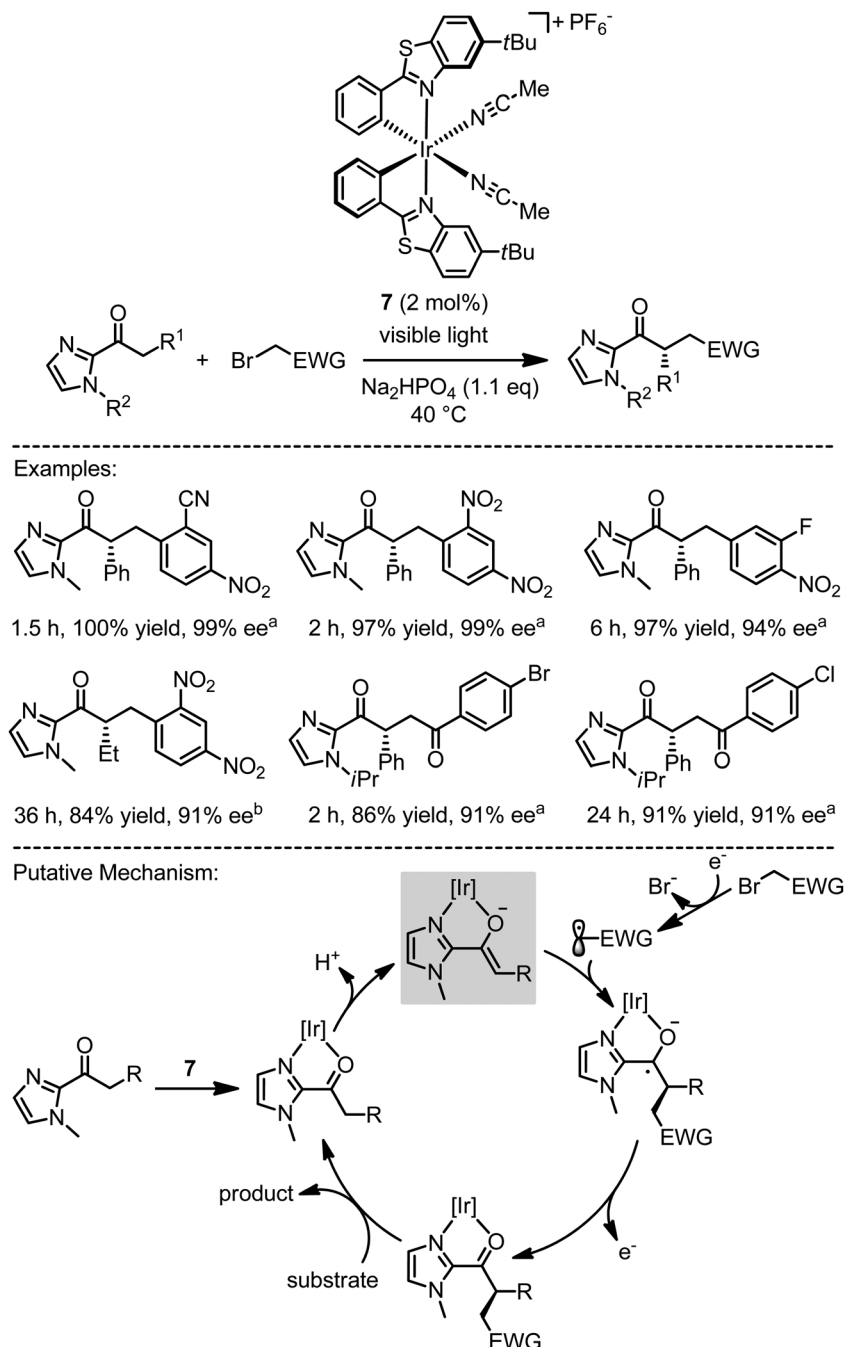


Fig. 5 Plausible mechanism for a combined photoredox and asymmetric catalysis with a chiral iridium Lewis acid photoredox sensitizer. The proposed mechanism involves the highlighted iridium(III) enolate complex, which most likely serves as the active photosensitizer and the chiral reaction partner for the electron deficient radicals (EWG = electron withdrawing group). ^a Energy saving household lamp (14 W). ^b Blue LED light (3 W).

serves multiple functions at the same time: as a precursor for the photosensitizer, as a chiral Lewis acid for substrate activation, and as the exclusive chiral center for providing a highly effective asymmetric induction in the course of the C–C bond forming reaction.

Electron transfer catalyzed asymmetric [2+2]-photocycloaddition

[2+2]-Photocycloadditions can be triggered by single electron transfer.¹⁹ Yoon recently reported a dual catalyst system

consisting of a visible light activated photoredox catalyst and a chiral Lewis acid co-catalyst (Fig. 6).²⁰ From previous work of the authors it was established that $[\text{Ru}(\text{bpy})_3]\text{Cl}_2$, upon activation with visible light and in the presence of an electron donor such as $i\text{Pr}_2\text{NET}$, is capable of reducing aryl enones that are coordinated to a mild Lewis acid.²¹ Photoactivated $[\text{Ru}^*(\text{bpy})_3]^{2+}$ accepts an electron from $i\text{Pr}_2\text{NET}$ to produce the reduced complex $[\text{Ru}(\text{bpy})_3]^+$ which transfers a single electron to Lewis acid coordinated aryl enones (photoredox sensitizer cycle II in Fig. 1).



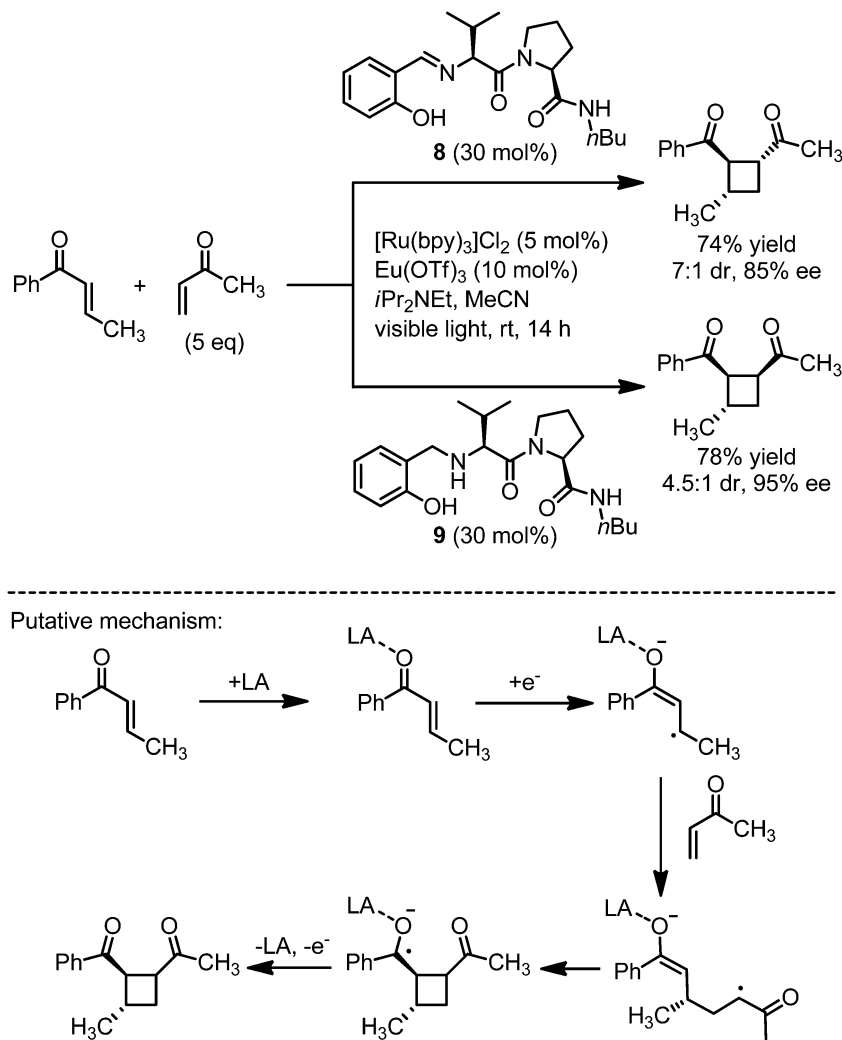


Fig. 6 Dual catalysis system for the enantioselective [2+2]-photocycloaddition of α,β -unsaturated ketones to the corresponding cyclobutanes. LA = chiral Lewis acid catalyst.

The hereby generated intermediate radical anions can subsequently participate in efficient [2+2]-cycloaddition reactions with other (less-conjugated) Michael acceptors. The formed cyclobutane containing ketyl radicals lose an electron and thereby close the electron transfer catalysis cycle. The authors demonstrated that in the presence of a chiral Lewis acid, namely Eu(OTf)₃ (10 mol%) together with a chiral coordinating ligand (20–30 mol%), the cyclobutane products are formed with high enantio- and modest diastereoselectivities controlled by the chiral Lewis acid which remains coordinated throughout the reaction.²⁰ The authors point out that the high enantioselectivities profit from the fact that no background reaction occurs in the absence of the Lewis acid. Interestingly, modifying the chiral ligand from the Schiff base **8** to the corresponding reduced secondary amine **9** led to a switch in diastereoselectivity from 1,2-*trans* to 1,2-*cis* cyclobutanes, thus demonstrating that the chiral ligand can control both the relative and absolute stereochemistry of the [2+2]-photocycloaddition products.

Photoinduced electron transfer: net reduction or oxidation

Photoredox catalysis combined with chiral Brønsted acid catalysis

Knowles recently reported a very powerful enantioselective reductive aza-pinacol cyclization induced by proton-coupled electron transfer (PCET) (Fig. 7).^{22,23} Accordingly, the exposure of ϵ -hydrazino arylketones to blue light in the presence of a photoredox sensitizer (2 mol%), the chiral BINOL phosphoric acid **10** (10 mol%), and a Hantzsch ester as the terminal reducing agent provided the *cis*-vicinal amino alcohols in an enantioselective fashion. The authors propose a mechanism in which the Brønsted acid forms a hydrogen bond with the aryl ketone, followed by an electron transfer from the photoactivated photosensitizer to the aryl ketone in concert with proton transfer from the Brønsted acid ($pK_a = 13$ in MeCN) to the oxygen of the formed ketyl ($pK_a = 20$ in MeCN). What makes the concept of PCET so attractive is the fact that it allows to



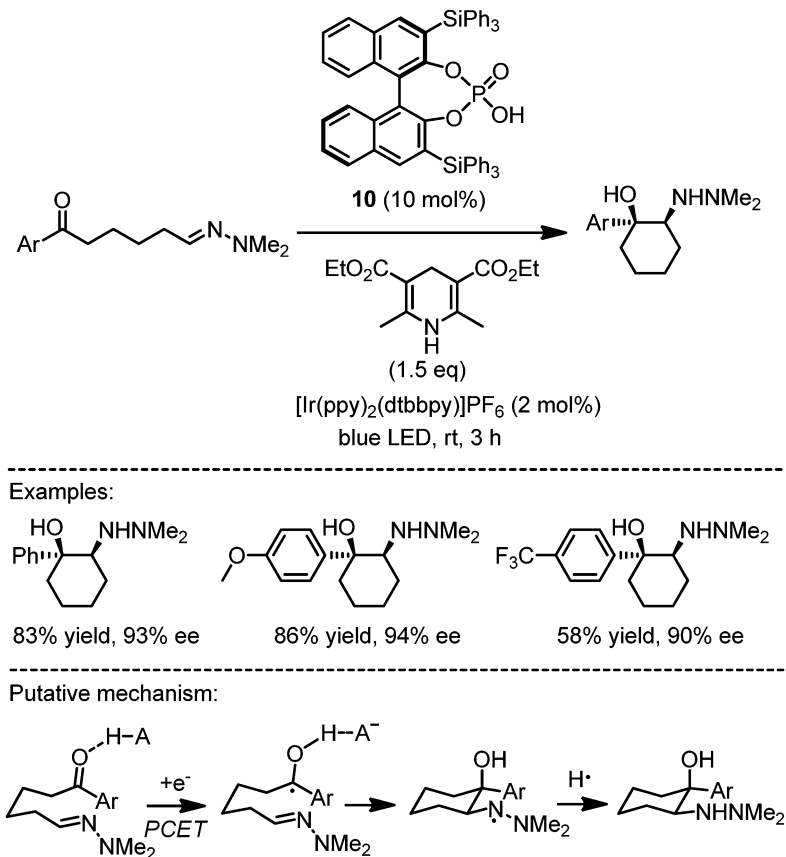


Fig. 7 Asymmetric aza-pinacol cyclization by merged photoredox catalysis and chiral Brønsted acid catalysis.

reduce functional groups at significant lower oxidation potentials and provides an opportunity to achieve asymmetric induction by using chiral Brønsted acids. The enantioselective radical cyclization of the ketyl radical can be rationalized if the chiral phosphate remains hydrogen bonded to the OH-group of the ketyl, which is quite surprising considering that the association apparently occurs mainly through a single H-bond. Subsequently, the product is formed after hydrogen atom abstraction of the intermediate amino radical from Hantzsch ester which is then further oxidized to its corresponding pyridinium ion upon regeneration of the photosensitizer.

Tandem iminium/enamine photoredox catalysis

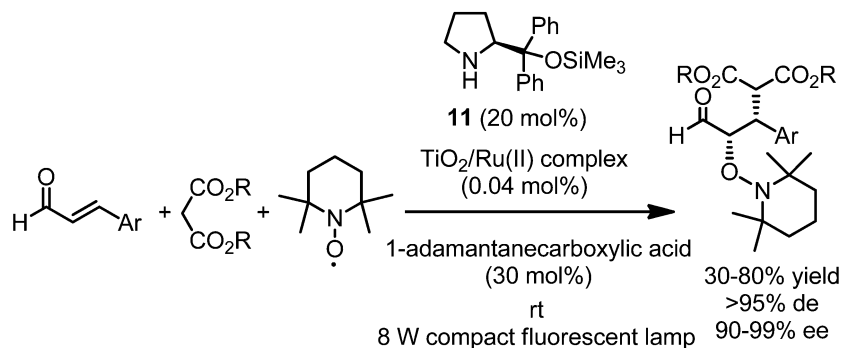
An oxidative strategy to exploit the reactivity of enamine intermediates has been termed SOMO catalysis and makes use of the low ionization potential of enamines.²⁴ Jang and coworkers recently reported a strategy to combine asymmetric SOMO catalysis with photoredox catalysis (Fig. 8).²⁵ Accordingly, the reaction of α,β -unsaturated aldehydes with dialkyl malonates and the radical scavenger 2,2,6,6-tetramethylpiperidine-1-oxyl (TEMPO) in the presence of the proline derivative **11** and a visible light activated photosensitizer provided in a cascade Michael addition/oxyamination reaction sequence non-racemic aldehydes with stereocenters at both the α - and β -positions.

As the photoredox sensitizer served a TiO₂-bound ruthenium(II) complex (N719) that has been developed previously for Grätzel-type dye-sensitized solar cells. Mechanistically, the reaction apparently combines iminium activation with SOMO activation as shown in Fig. 8.

Photoredox catalysis combined with N-heterocyclic carbene catalysis

Amines can be converted oxidatively to iminium ions. If the oxidation is mediated by a photoredox sensitizer, this process contains an initial single electron transfer step to an acidic amine radical cation, which after α -deprotonation to an α -aminoradical is prone to a further single electron oxidation under formation of an electrophilic iminium ion.²⁻⁴ DiRocco and Rovis exploited this for an enantioselective photosensitized oxidative coupling of tetrahydroisoquinolines with aldehydes, catalyzed by the chiral N-heterocyclic carbene (NHC) catalyst **12** (Fig. 9).²⁶ Apparently, the reaction of aldehydes with the NHC catalyst affords a nucleophilic chiral Breslow intermediate which is trapped by an electrophilic iminium ion, thereby providing an enantioselective α -acylation of *N*-aryl-tetrahydroisoquinolines *via* dual catalysis by an N-heterocyclic carbene and a photoredox sensitizer. Importantly, the presence of the weak oxidant *m*-dinitrobenzene turns out to be essential for achieving a high catalytic efficiency in this process and it is





Putative mechanism:

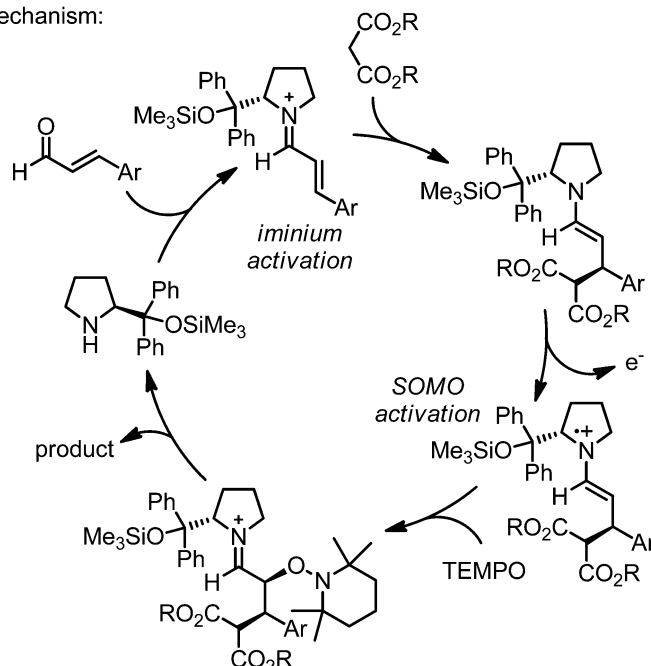


Fig. 8 Asymmetric tandem Michael addition/oxyamination under photoredox conditions.

likely that *m*-dinitrobenzene serves as a redox mediator between the photoexcited $[\text{Ru}^*(\text{bpy})_3]^{2+}$ and oxygen as the terminal oxidant.

Photoredox catalysis combined with asymmetric hydrogen bonding catalysis

Jacobsen and Stephenson accomplished the enantioselective alkylation of *N*-aryltetrahydroisoquinolines by using a chiral thiourea hydrogen bonding catalyst in a sequential two-step procedure (Fig. 10).²⁷ Accordingly, in the first step, a photoredox mediated oxidation with CCl_4 as the final oxidant leads to α -chloroamines. In a second step, upon change to a less polar solvent and a reduction of the temperature, the addition of the chiral thiourea **13** presumably results in the formation of an intermediate contact ion pair out of a hydrogen-bonded chloride anion and the iminium cation, which reacts enantioselectively with the silyl enol ether to provide the products with modest overall yields but high enantioselectivities.

Photoinduced energy transfer processes

Asymmetric reactions with singlet oxygen

Molecular oxygen is considered a green oxidant as it is highly abundant and typically reduced to just water. Whereas molecular oxygen, due to its biradical character, readily reacts with other radicals often even in a diffusion controlled fashion, the reactivity towards closed shell molecules is low. However this reactivity can be increased dramatically by converting triplet oxygen ($^3\text{O}_2$) to singlet oxygen ($^1\text{O}_2$) through energy transfer from the singlet state of an excited photosensitizer (Fig. 1).²⁸ The reactivity of singlet oxygen was applied to visible light activated asymmetric catalysis in a few recent studies.²⁹⁻³³ Córdova developed an enantioselective α -oxidation of aldehydes and ketones using molecular oxygen as shown in Fig. 11.²⁹⁻³¹ For example, the reaction of aldehydes with molecular oxygen in the presence of the proline derivative **11** (20 mol%) and *meso*-tetraphenylporphyrin (TPP, 1 mol%) at 0 °C for 6 hours,



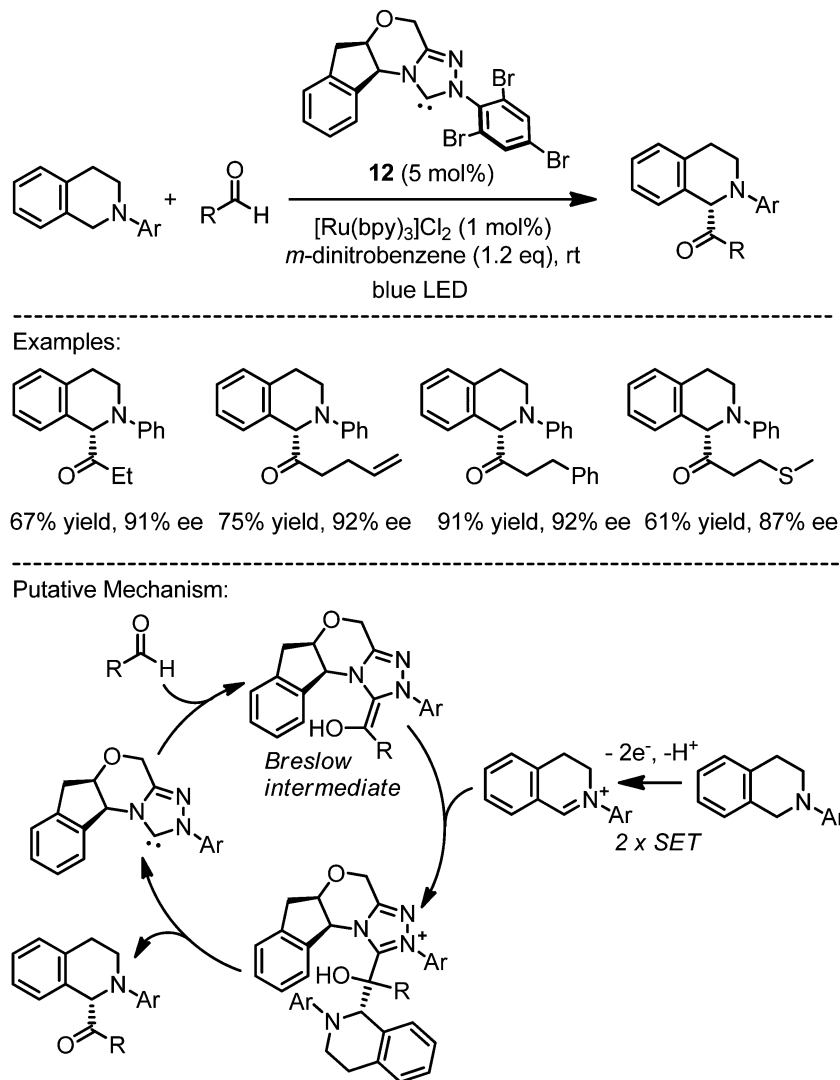


Fig. 9 Asymmetric α -acylation of *N*-aryltetrahydroisoquinolines via dual catalysis by an *N*-heterocyclic carbene and a photoredox sensitizer.

afforded non-racemic 1,2-diols after *in situ* reduction with NaBH_4 .³¹ The key step in the proposed mechanism is the enantioselective reaction between an intermediate nucleophilic chiral enamine and singlet oxygen, albeit with just a modest asymmetric induction, presumably as a consequence of the small size of molecular oxygen. In a similar fashion, the amino acid alanine (20 mol%) was reported to catalyze the analogous α -oxidation of ketones, whereas the cyclic amino acid proline afforded inferior enantioselectivities.³⁰ These α -oxygenations are inexpensive and environmentally benign since catalyst and oxidant are from renewable sources.

Gao and coworkers used a somewhat different strategy to control the enantioselectivity in α -hydroxylations with molecular oxygen by employing a chiral phase transfer catalyst.³² When treated with the chiral phase catalyst **14** (5 mol%) and the photosensitizer TPP (1 mol%) under basic phase transfer conditions while exposing to visible light under an atmosphere of air, the α -hydroxylated products were obtained in high yields in an

enantioselective fashion. No products were obtained upon addition of the $^1\text{O}_2$ scavenger 1,4-diazabicyclo[2.2.2]octane. The authors propose that the reaction proceeds through a contact ion pair out of the quaternary ammonium ion of the chiral catalyst **14** and the α -deprotonated β -ketoester, which then reacts with the electrophile singlet oxygen in a stereocontrolled fashion to form an intermediate hydroperoxide which itself serves as an oxidant for another deprotonated β -ketoester to form the final hydroxylated product in an enantioselective fashion.

Asymmetric visible light [2+2]-photocycloaddition

The Bach group recently reported an organocatalyst (**15**) for enantioselective intramolecular [2+2]-photocycloaddition reactions induced by visible light (Fig. 12).^{34,35} The catalyst is based on a 1,5,7-trimethyl-3-azabicyclo[3.3.1]nonan-2-one scaffold connected to a thioxanthone chromophore via an oxazole moiety and catalyzes the conversion of 4-substituted chinolones to



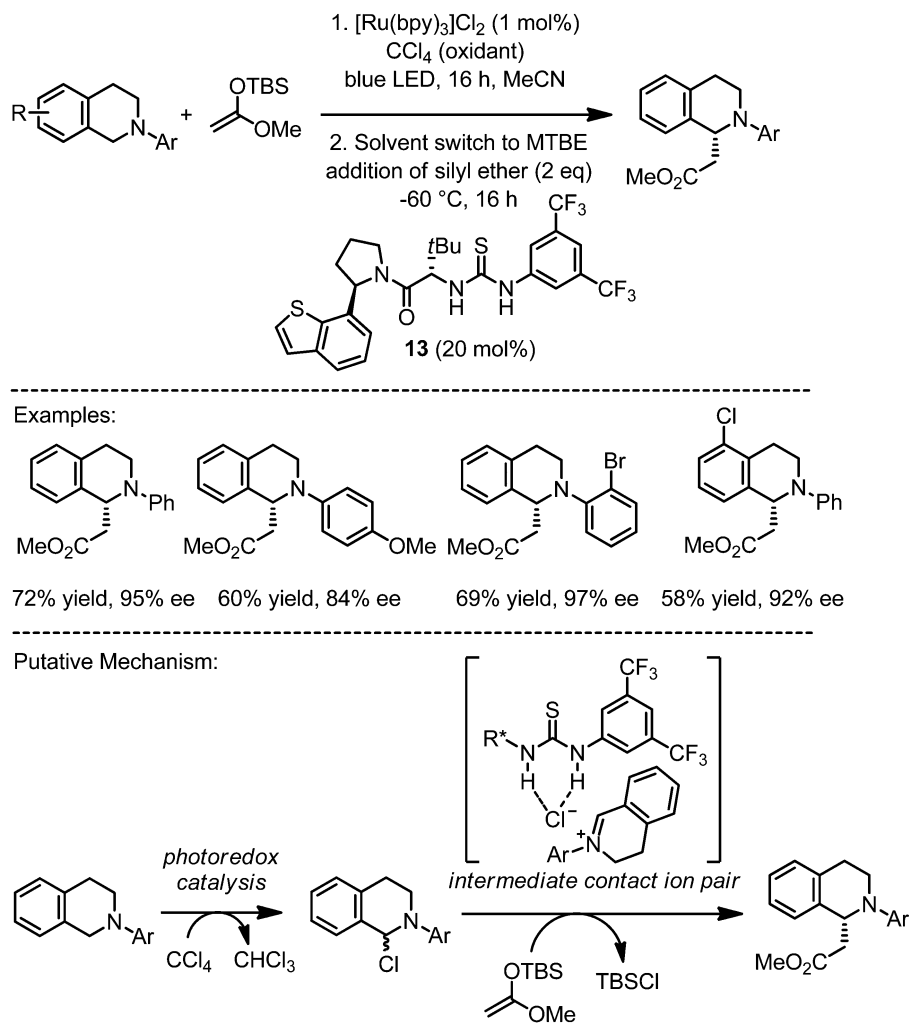


Fig. 10 Asymmetric α -alkylation of *N*-aryltetrahydroisoquinolines via sequential catalysis through photosensitized oxidation followed by asymmetric anion binding catalysis with a chiral thiourea.

their intramolecular cycloaddition products activated by visible light. The mechanistic model assumes the binding of the 4-substituted chinolones to the catalyst through a double hydrogen bond as depicted in Fig. 12. In contrast to related chiral photosensitizers requiring activation by UV-light,³⁶ thioxanthenes absorb visible light ($\lambda_{\text{max}} = 387 \text{ nm}$). The thioxanthone serves as the light-harvesting antenna and transfers the energy of the absorbed photon to the chinolone, presumably by triplet-energy transfer. Importantly, the planar thioxanthone moiety not only constitutes the chromophore but also provides the enantiodifferentiation by allowing the attack of the quinolone double bond only from one prochiral face, thereby affording the cycloaddition product in an enantioselective fashion. The authors mention that the catalyst can be recovered in high yields after the reaction, demonstrating that light-induced catalyst decomposition is not severe. This work belongs to the few examples in which a single catalyst is capable to catalyze an asymmetric transformation activated by visible light.

Conclusions

Despite exciting recent progress, photoactivated asymmetric catalysis is an area of research that is still in its infancies and builds on pioneering contributions by Bach (UV light activated asymmetric catalysis^{6,36}) and MacMillan (visible light activated asymmetric catalysis⁷⁻⁹). The current large interest in exploiting visible light as an abundant source of energy for activating chemical reactions is not only due to a prevailing environmental consciousness, but rather also attributed to the fact that photochemistry allows to generate highly reactive intermediates under mild reaction conditions. Thereby formed intermediate radical ions and radicals are themselves highly reactive and it is therefore often challenging to control and direct their reactivity with respect to functional group selectivity and stereoselectivity. However, the near future will certainly witness new strategies for interfacing the advantages of visible light activated photochemistry with asymmetric catalysis.^{37,38} For this, future work needs to identify new types of catalytic



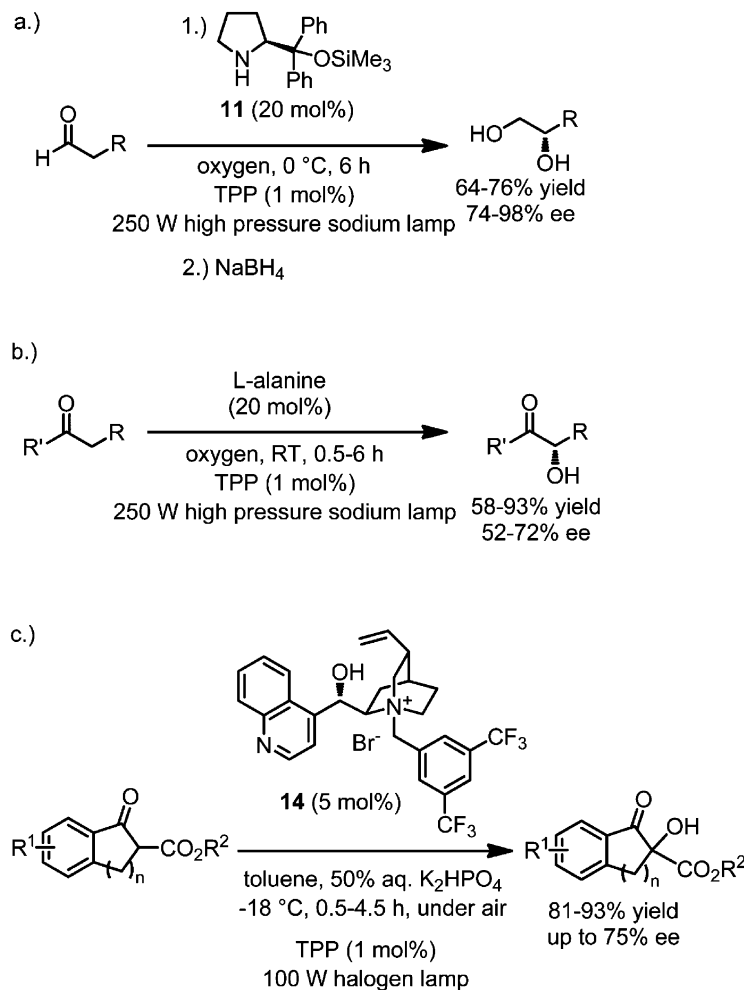


Fig. 11 Direct α -oxidation of aldehydes, ketones, and β -keto esters with molecular oxygen catalyzed by a chiral secondary amine or a chiral phase transfer catalyst in combination with a the photosensitizer tetraphenylporphyrin (TPP).

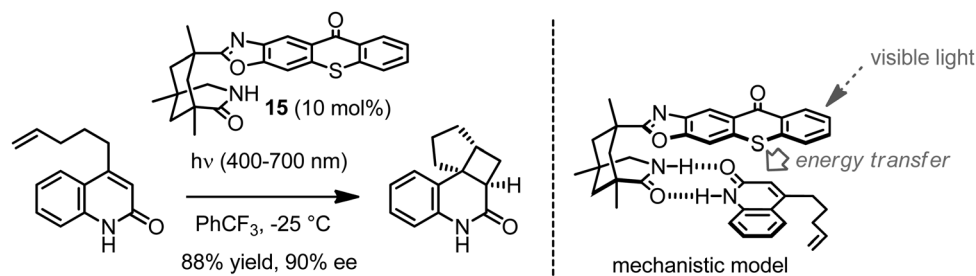


Fig. 12 Visible light induced intramolecular enantioselective [2+2]-photocycloaddition catalyzed by a chiral thioxanthone. An example reaction with 4-(pent-4-enyl)quinolone is shown on the left and a mechanistic model on the right.

asymmetric processes that are especially suitable for an activation by visible light induced electron or energy transfer, and this may include the design of fine tuned and chiral photosensitizers.³⁹

contributions to this new area of research in our laboratories. This project was funded in parts by the German Research Foundation (ME1805/4-1 and ME1805/11-1).

Acknowledgements

I would particularly like to thank my coworkers Haohua Huo, Xiaodong Shen and Chuanyong Wang for their pioneering

References

- 1 H.-J. Federsel, *Nat. Rev. Drug Discovery*, 2005, **4**, 685–697.
- 2 For reviews on visible light photocatalysis, see: (a) K. Zeitler, *Angew. Chem., Int. Ed.*, 2009, **48**, 9785–9789; (b) T. P. Yoon, M. A. Ischay and



- J. Du, *Nat. Chem.*, 2010, **2**, 527–532; (c) J. M. R. Narayanam and C. R. J. Stephenson, *Chem. Soc. Rev.*, 2010, **40**, 102–113; (d) F. Teplý, *Collect. Czech. Chem. Commun.*, 2011, **76**, 859–917; (e) J. W. Tucker and C. R. J. Stephenson, *J. Org. Chem.*, 2012, **77**, 1617–1622; (f) J. Xuan and W.-J. Xiao, *Angew. Chem., Int. Ed.*, 2012, **51**, 6828–6838; (g) D. P. Hari and B. König, *Angew. Chem., Int. Ed.*, 2013, **52**, 4734–4743; (h) C. K. Prier, D. A. Rankic and D. W. C. MacMillan, *Chem. Rev.*, 2013, **113**, 5322–5363; (i) D. M. Schultz and T. P. Yoon, *Science*, 2014, **343**, 1239176.
- 3 (a) J. Mattay, *Angew. Chem., Int. Ed. Engl.*, 1987, **26**, 825–845; (b) M. Fagnoni, D. Dondi, D. Ravelli and A. Albini, *Chem. Rev.*, 2007, **107**, 2725–2756.
- 4 For the reactivity of radical ions, see: (a) P. S. Mariano, *Acc. Chem. Res.*, 1983, **16**, 130–137; (b) N. L. Bauld, *Tetrahedron*, 1989, **45**, 5307–5363; (c) U. C. Yoon and P. S. Mariano, *Acc. Chem. Res.*, 1992, **25**, 233–240; (d) G. Pandey, *Synlett*, 1992, 546–552; (e) M. Schmittel and A. Burghart, *Angew. Chem., Int. Ed. Engl.*, 1997, **36**, 2550–2589; (f) J.-i. Yoshida and K. Nishiwaki, *J. Chem. Soc., Dalton Trans.*, 1998, 2589–2596; (g) N. J. Saettel, J. Oxgaard and O. Wiest, *Eur. J. Org. Chem.*, 2001, 1429–1439; (h) P. J. Donoghue and O. Wiest, *Chem. – Eur. J.*, 2006, **12**, 7018–7026; (i) K. Moeller, *Synlett*, 2009, 1208–1218; (j) M. A. Ischay and T. P. Yoon, *Eur. J. Org. Chem.*, 2012, 3359–3372; (k) J. Hu, J. Wang, T. H. Nguyen and N. Zheng, *Beilstein J. Org. Chem.*, 2013, **9**, 1977–2001; (l) M. Reckenthaler and A. G. Griesbeck, *Adv. Synth. Catal.*, 2013, **355**, 2727–2744; (m) N. Zhang, S. R. Samanta, B. M. Rosen and V. Percec, *Chem. Rev.*, 2014, **114**, 5848–5958.
- 5 A. Studer and D. P. Curran, *Nat. Chem.*, 2014, **6**, 765–773.
- 6 For an early example of catalytic enantioselective chemistry driven by UV light induced electron transfer, see: A. Bauer, F. Westkämper, S. Grimme and T. Bach, *Nature*, 2005, **436**, 1139–1140.
- 7 D. A. Nicewicz and D. W. C. MacMillan, *Science*, 2008, **322**, 77–80.
- 8 D. A. Nagib, M. E. Scott and D. W. C. MacMillan, *J. Am. Chem. Soc.*, 2009, **131**, 10875–10877.
- 9 H.-W. Shih, M. N. Vander Wal, R. L. Grange and D. W. C. MacMillan, *J. Am. Chem. Soc.*, 2010, **132**, 13600–13603.
- 10 M. Neumann, S. Fuldner, B. König and K. Zeitler, *Angew. Chem., Int. Ed.*, 2011, **50**, 951–954.
- 11 M. Cherevatskaya, M. Neumann, S. Fuldner, C. Harlander, S. Kümmel, S. Dankesreiter, A. Pfützer, K. Zeitler and B. König, *Angew. Chem., Int. Ed.*, 2012, **51**, 4062–4066.
- 12 P. Riente, A. Matas-Adams, J. Albero, E. Palomares and M. A. Pericàs, *Angew. Chem., Int. Ed.*, 2014, **53**, 9613–9616.
- 13 D. P. Curran, N. A. Porter and B. Giese, *Stereochemistry of Radical Reactions*, VCH, Weinheim, 1996.
- 14 Y. Zhu, L. Zhang and S. Luo, *J. Am. Chem. Soc.*, 2014, **136**, 14642–14645.
- 15 E. Arceo, I. D. Jurberg, A. Álvarez-Fernández and P. Melchiorre, *Nat. Chem.*, 2013, **5**, 750–756.
- 16 E. Arceo, A. Bahamonde, G. Bergonzini and P. Melchiorre, *Chem. Sci.*, 2014, **5**, 2438–2442.
- 17 G. Cecere, C. M. König, J. L. Allewa and D. W. C. MacMillan, *J. Am. Chem. Soc.*, 2013, **135**, 11521–11524.
- 18 H. Huo, X. Shen, C. Wang, L. Zhang, P. Röse, L.-A. Chen, K. Harms, M. Marsch, G. Hilt and E. Meggers, *Nature*, 2014, **515**, 100–103.
- 19 For chemically and electrochemically induced radical anion [2+2]-cycloadditions of bis(enones), see: (a) Y. Roh, H.-Y. Jang, V. Lynch, N. L. Bauld and M. J. Krische, *Org. Lett.*, 2002, **4**, 611–613; (b) J. Yang, G. A. N. Felton, N. L. Bauld and M. J. Krische, *J. Am. Chem. Soc.*, 2004, **126**, 1634–1635.
- 20 J. Du, K. L. Skubi, D. M. Schultz and T. P. Yoon, *Science*, 2014, **344**, 392–396.
- 21 (a) M. A. Ischay, M. E. Anzovino, J. Du and T. P. Yoon, *J. Am. Chem. Soc.*, 2008, **130**, 12886–12887; (b) J. Du and T. P. Yoon, *J. Am. Chem. Soc.*, 2009, **131**, 14604–14605.
- 22 L. J. Rono, H. G. Yayla, D. Y. Wang, M. F. Armstrong and R. R. Knowles, *J. Am. Chem. Soc.*, 2013, **135**, 17735–17738.
- 23 H. G. Yayla and R. R. Knowles, *Synlett*, 2014, 2819–2826.
- 24 T. D. Beeson, A. Mastracchio, J.-B. Hong, K. Ashton and D. W. C. MacMillan, *Science*, 2007, **316**, 582–585.
- 25 H.-S. Yoon, X.-H. Ho, J. Jang, H.-J. Lee, S.-J. Kim and H.-Y. Jang, *Org. Lett.*, 2012, **14**, 3272–3275.
- 26 D. A. DiRocco and T. Rovis, *J. Am. Chem. Soc.*, 2012, **134**, 8094–8097.
- 27 G. Bergonzini, C. S. Schindler, C.-J. Wallentin, E. N. Jacobsen and C. R. J. Stephenson, *Chem. Sci.*, 2013, **5**, 112–116.
- 28 E. L. Clennan and A. Pace, *Tetrahedron*, 2005, **61**, 6665–6691.
- 29 A. Córdova, H. Sundén, M. Engqvist, I. Ibrahim and J. Casas, *J. Am. Chem. Soc.*, 2004, **126**, 8914–8915.
- 30 H. Sundén, M. Engqvist, J. Casas, I. Ibrahim and A. Córdova, *Angew. Chem., Int. Ed.*, 2004, **43**, 6532–6535.
- 31 I. Ibrahim, G.-L. Zhao, H. Sundén and A. Córdova, *Tetrahedron Lett.*, 2006, **47**, 4659–4663.
- 32 M. Lian, Z. Li, Y. Cai, Q. Meng and Z. Gao, *Chem. – Asian J.*, 2012, **7**, 2019–2023.
- 33 For an interesting template-mediated enantioselective, visible light activated [2+4]-cycloaddition with singlet oxygen, see: C. Wiegand, E. Herdtweck and T. Bach, *Chem. Commun.*, 2012, **48**, 10195–10197.
- 34 R. Alonso and T. Bach, *Angew. Chem., Int. Ed.*, 2014, **53**, 4368–4371.
- 35 For a very recent example of an enantioselective [2+2]-photocycloaddition catalyzed by chiral thiourea in the presence of UV-light, see: N. Vallavoju, S. Selvakumar, S. Jockusch, M. P. Sibi and J. Sivaguru, *Angew. Chem., Int. Ed.*, 2014, **53**, 5604–5608.
- 36 (a) C. Müller, A. Bauer and T. Bach, *Angew. Chem., Int. Ed.*, 2009, **48**, 6640–6642; (b) H. Guo, E. Herdtweck and T. Bach, *Angew. Chem., Int. Ed.*, 2010, **49**, 7782–7785; (c) C. Müller, A. Bauer, M. M. Maturi, M. C. Cuquerella, M. A. Miranda and T. Bach, *J. Am. Chem. Soc.*, 2011, **133**, 16689–16697; (d) S. C. Coote and T. Bach, *J. Am. Chem. Soc.*, 2013, **135**, 14948–14951; (e) R. Brimiouille and T. Bach, *Science*, 2013, **342**, 840–843.
- 37 Mechanistically not yet well understood is interesting work reported by Katsuki and coworkers regarding visible light activated asymmetric oxidative chemistry with chiral Ru(NO) salen complexes. See: (a) R. Irie, K. Masutani and T. Katsuki, *Synlett*, 2000, 1433–1436; (b) H. Shimizu, S. Onitsuka, H. Egami and T. Katsuki, *J. Am. Chem. Soc.*, 2005, **127**, 5396–5413; (c) H. Tanaka, H. Nishikawa, T. Uchida and T. Katsuki, *J. Am. Chem. Soc.*, 2010, **132**, 12034–12041.
- 38 A few interesting catalytic asymmetric transformations catalyzed by visible light, but which provide only low to modest enantioselectivities, have not been discussed here. See: (a) T. Hamada, H. Ishida, S. Usui, Y. Watanabe, K. Tsumura and K. Ohkubo, *J. Chem. Soc., Chem. Commun.*, 1993, 909–911; (b) M. T. Pirnot, D. A. Rankic, D. B. C. Martin and D. W. C. MacMillan, *Science*, 2013, **339**, 1593–1596; (c) J. C. Tellis, D. N. Primer and G. A. Molander, *Science*, 2014, **345**, 433–436; (d) Z.-J. Feng, J. Xuan, X.-D. Xia, W. Ding, W. Guo, J.-R. Chen, Y.-Q. Zou, L.-Q. Lu and W.-J. Xiao, *Org. Biomol. Chem.*, 2014, **12**, 2037–2040; (e) W. Ding, Q.-Q. Zhou, J. Xuan, T.-R. Li, L.-Q. Lu and W.-J. Xiao, *Tetrahedron Lett.*, 2014, **55**, 4648–4652.
- 39 Photosensitizer deactivation pathways should also be taken into account. See: J. J. Devery III, J. J. Douglas, J. D. Nguyen, K. P. Cole, R. A. Flowers II and C. R. J. Stephenson, *Chem. Sci.*, 2015, **6**, 537–541.

