



Cite this: *Chem. Commun.*, 2014, 50, 13837

Received 19th August 2014,
Accepted 18th September 2014

DOI: 10.1039/c4cc06522k

www.rsc.org/chemcomm

Direct core functionalisation of naphthalenediimides by iridium catalysed C–H borylation†

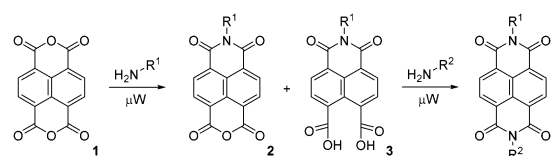
Catherine L. Lyall, Camilla C. Shotton, Monserrat Pérez-Salvia, G. Dan Pantoş* and Simon E. Lewis*

We report the first boron-substituted naphthalenediimides (NDIs), prepared by iridium catalysed C–H activation. When the NDI substrates bear *N*-benzyl substituents, the naphthyl NDI core is borylated in preference, suggestive of a directed borylation mechanism. Borylated NDIs are substrates for Suzuki–Miyaura couplings and borylation of an NDI bearing two inequivalent *N*-substituents has also been demonstrated.

Naphthalenediimides (NDIs) have been the focus of intense and increasing research activity in recent years. This is due to the very wide range of areas in which they have found application, including organic electronics,¹ bulk heterojunction solar cells,² artificial photosynthesis,³ synthetic pores and sensors,⁴ electrochemical DNA detection,⁵ DNA polyintercalation,⁶ G-quadruplex binding and antiproliferative agents,⁷ bioimaging,⁸ rotaxanes, catenanes and knots,⁹ dynamic systems and supramolecular assemblies,¹⁰ ligands for transition metals,¹¹ metal-organic frameworks,¹² organocatalysts¹³ and thermoresponsive materials.¹⁴ In each field it is desirable to access NDIs with specific substituents in order to modulate their properties and accordingly much synthetic effort is being directed towards this goal.

Synthesis of *N*-substituted NDIs is straightforward, as condensation of the corresponding primary amine with the commercially available 1,4,5,8-naphthalenetetracarboxylic dianhydride (**1**, NDA) reliably furnishes the desired NDIs; we have previously described the synthesis of non-symmetrically *N*-substituted NDIs **4** by two sequential condensations with two different amines in a one-pot reaction¹⁵ (Scheme 1).

In contrast, however, preparation of core-substituted NDIs (referred to in the literature as cNDIs) typically necessitates multistep procedures. Most reported routes to cNDIs involve preparing a core-functionalised NDA followed by the condensation



Scheme 1 Synthesis of differentially *N*-substituted NDIs.

with primary amines described above. For example, the first report of a cNDI, nearly 80 years ago,¹⁶ describes the preparation of 2,6-disubstituted NDIs from 2,6-dichloro-NDIs, prepared in turn from 2,6-dichloro-NDA. More recently, this route has been employed to access a diverse array of cNDIs.¹⁷ However, this approach is unavoidably hampered by the difficult access to 2,6-dichloro-NDA itself – this is prepared from pyrene in a four-step procedure that requires careful control of reaction temperature as well as the use of fuming HNO₃/concentrated H₂SO₄ at 100 °C.^{17b} More recently, direct bromination of NDA has been developed,^{17b} with the resulting bromo-NDAs being further elaborated to cNDIs.¹⁸ This is a far more concise route to cNDIs, and can give access to monobromo, C₂ symmetric dibromo and tetrabromo NDAs. However, it still necessitates the use of concentrated H₂SO₄ and/or oleum. The various routes to access cNDIs have recently been reviewed.¹⁹

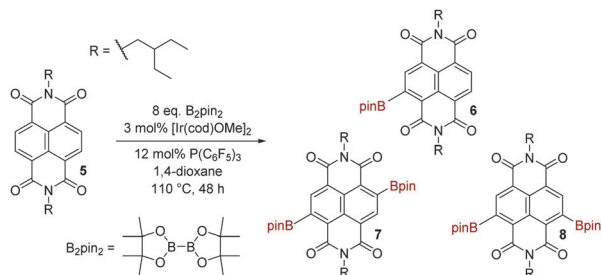
A conceptually distinct approach to cNDIs is to functionalize directly the naphthyl core of a pre-formed core-unfunctionalized NDI. Examples of this approach are scant. To the best of our knowledge, there are five reports of nucleophilic or radical addition of amines to NDIs to afford amino- or heteroannellated NDIs;²⁰ two further reports describe radical perfluoroalkylation of NDIs²¹ and Ru-catalysed C–H activation/styrene incorporation of NDIs²² respectively. We were interested in the direct introduction of a substituent on the naphthyl core which would allow for further elaboration to a wide selection of cNDIs. In this context, a cNDI bearing a boron-containing functional group was appealing, as the elaboration of these by Suzuki–Miyaura cross-coupling is well established (NDIs bearing core boryl substituents are unknown to date). Core-borylated NDIs would also be complementary to

Department of Chemistry, University of Bath, Bath, BA2 7AY, UK.

E-mail: G.D.Pantos@bath.ac.uk, S.E.Lewis@bath.ac.uk

† Electronic supplementary information (ESI) available: Complete experimental procedures and spectra. See DOI: 10.1039/c4cc06522k





Scheme 2 Iridium catalysed C–H borylation of an NDI under conditions of thermal heating.

the known halo-NDIs/NDAs, insofar as the former would be nucleophilic partners for a cross-coupling, whereas the latter are electrophilic partners. C–H borylation catalysed by iridium has been extensively developed in recent years²³ and this current paper describes our development of the C–H borylation of NDIs.

Encouraging precedent for our desired transformation was provided in the recent report of the Ir-catalysed C–H borylation of perylenediimides (PDIs, the higher rylene homologs of NDIs) with bis(pinacolato)diboron (B_2pin_2).²⁴ The borylated PDIs indeed proved to be versatile synthetic intermediates,²⁵ but the borylation reaction itself did however require forcing conditions, *i.e.* 48–96 h at 110 °C in 1,4-dioxane. In the first instance we adopted these same reaction conditions to attempt the borylation of NDIs. As test substrate we employed **5**, bearing branched alkyl *N*-substituents to aid solubility (Scheme 2). Three discrete borylated species were identified: monoborylated NDI **6** (17% conversion) and isomeric diborylated NDIs **7** and **8** (76% combined conversion). Separation of **7** from **8** was not possible chromatographically. The structure of **6** was assigned on the basis of mass spectrometry and through the observation of four inequivalent carbonyl environments in the ¹³C-NMR spectrum. The structures of **7** and **8** were assigned on the basis of mass spectrometry and exhaustive NMR analysis of the mixture (see ESI†). Both *C*₂-symmetric isomer **7** and *C*_s-symmetric isomer **8** exhibit a single naphthyl resonance in the ¹H-NMR spectrum. These are distinguishable and integrate in a 1:1 ratio (both before and after purification), implying that the second borylation event is entirely non-selective (*ortho*-diborylation being discounted on steric grounds). The ¹H-NMR signal for the methylene group adjacent to nitrogen is also diagnostic: for **7** this is a doublet, but for **8**, two doublets are observed as a result of the inequivalence of the two nitrogens in this molecule. It should be noted that the *C*_s isomer **8** possesses a core substitution pattern that has only recently^{18a} become accessible (indirectly) by the previously reported NDA bromination methodology.

We next briefly explored the extent to which altering reaction time or stoichiometry affected the ratio of products **6**:(**7** + **8**). As would be expected, a reduction in reaction time to 24 h increased the proportion of monoborylated product (28% conversion to **6**) to diborylated products (64% conversion to **7** and **8**, 1:1). A similar outcome was seen upon lowering the excess of B_2pin_2 to 4 equivalents, keeping reaction time at 48 h (50% conversion to **6** and 25% conversion to **7** and **8**, 1:1).

We then considered the possibility of using an alternative solvent, since 1,4-dioxane is a group 2B carcinogen and is able

to form peroxides. However, a replacement solvent had to meet several criteria: (a) have no aryl C–H bonds, to avoid competing borylation of the solvent; (b) have no ability to ligate the metal centre; (c) be capable of solvating the NDI substrates of notoriously poor solubility; (d) have a sufficiently high boiling point to allow reaction at elevated temperatures without dangerous pressure build-up; (e) be amenable to microwave heating and; (f) have an improved safety profile. Hexafluorobenzene was identified as meeting these criteria. Carrying out the reaction in Scheme 2, but with this solvent in place of dioxane led to a near-identical outcome: conversion to monoborylated **6** (18%) and diborylated **7** and **8** (76%, 1:1). Thus, all subsequent reactions were carried out in hexafluorobenzene.

In order to reduce the prohibitively long reaction times, we next employed microwave acceleration and elevated temperatures. Thus, the reaction depicted in Scheme 2, but using hexafluorobenzene as solvent at 140 °C for 2 h under microwave heating and with a smaller excess of boron source (4.0 eq. B_2pin_2), afforded borylated products in near quantitative overall conversion, *i.e.* monoborylated **6** (12% conversion) and diborylated **7** and **8** (85% conversion, 1:1). A screen of ligands commonly utilized for Ir-catalysed C–H borylation confirmed tris(pentafluorophenyl)-phosphine to be optimal (Table 1).

We next probed the effects of additional changes to the excess of borylating agent used (Table 2); lowering this to 2.0 gave the greatest conversion to monoborylated **6**. Mass balance was near quantitative and unreacted **5** could be recovered from the crude reaction mixture by selective crystallisation from acetonitrile prior to chromatography. The borylation methodology also proved applicable to other NDI substrates (Scheme 3).

Homochiral NDI substrate **9** underwent borylation with very similar conversions to **5**, affording monoborylated **10** and

Table 1 Conversions using various ligands

Ligand	Conversion to products ^{a,b}	
	Monoborylated NDI 6 (%)	Diborylated NDIs 7 & 8 ^c (%)
2,2'-Bipyridine	0	0
4,4'-Di- <i>tert</i> -butyl-2,2'-bipyridine	6	0
P(C ₆ H ₅) ₃	44	35
P(C ₆ F ₅) ₃	12 (8) ^d	85 (67) ^d

^a 4 eq. B_2pin_2 , 3 mol% [Ir(cod)OMe]₂, 12 mol% ligand, C₆F₆, 140 °C, 2 h, μW.

^b Determined by ¹H-NMR. ^c (1:1) ratio. ^d Yields in parentheses are for isolated products after chromatography.

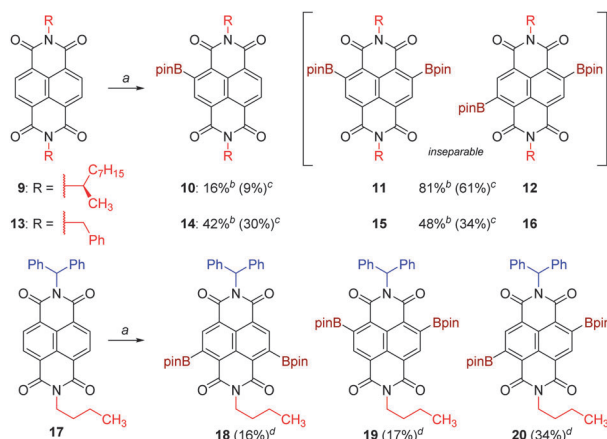
Table 2 Conversions using various equivalents of B_2pin_2

B_2pin_2 equivalents	Conversion to products ^{a,b}	
	Monoborylated NDI 6 (%)	Diborylated NDIs 7 & 8 ^c (%)
4.0	12	85
3.0	22	75
2.0	48	42
1.0	36	9

^a B_2pin_2 , 3 mol% [Ir(cod)OMe]₂, 12 mol% P(C₆F₅)₃, C₆F₆, 140 °C, 2 h, μW.

^b Determined by ¹H-NMR. ^c (1:1) ratio.





Scheme 3 C–H Borylation of various NDI substrates. ^a 4 eq. B_2pin_2 , 3 mol% $[Ir(cod)OMe]_2$, 12 mol% $P(C_6F_5)_3$, C_6F_6 , 140 °C, 2 h, μW . ^b Conversion determined by 1H -NMR. ^c Isolated yield. ^d Isolated yield (purity $\geq 85\%$).

diborylated **11** and **12** (inseparable, 1:1). Borylation of N,N' -dibenzyl NDI substrate **13** proceeded to a lesser extent under the same conditions, giving proportionately more monoborylated **14** to diborylated **15** and **16** (inseparable, 1:1). Notably, the borylation was entirely selective for the naphthyl core and no products arising from borylation of the benzyl groups were observed. This is strongly suggestive of the borylation being a directed process,²⁶ which is preceded in the complete absence of bay-region functionalization in the reported borylation of PDIs.²⁴ An NDI substrate bearing two inequivalent N -substituents, **17**, was prepared as per Scheme 1, in order to probe the directing effects of these substituents. Upon subjecting **17** to the same reaction conditions, three diborylated products **18–20** were formed and isolated. In contrast to the preceding examples, no monoborylated products were isolated. The isomers **18**:**19**:**20** were formed in the statistical ratio 1:1:2, implying that despite the steric differences between the two N -substituents, both the first and second naphthyl borylation events were essentially nonselective. (Once again, no borylation of the aryl side-chain was observed). In contrast to the previous examples, isomers **18–20** proved sufficiently different in polarity that careful chromatography allowed for the isolation of each isomer in $\geq 85\%$ purity, sufficient for their structures to be assigned unequivocally on the basis of 2D-NMR analysis (see ESI†).

To illustrate the synthetic utility of the borylated NDIs for accessing diverse chromophores, Suzuki–Miyaura cross-couplings were demonstrated with a variety of coupling partners. Monoborylated NDI **14** was used as a representative substrate (Fig. 1); a dual cross-coupling of **20** was also carried out to give **26**. Both electron-rich and electron-poor aryl bromides are acceptable coupling partners, affording the isolated core-arylated NDIs in moderate to good yields. NDIs bearing a substituted phenyl group as their sole core substituent are an extremely scarce²⁷ and an under-studied class of compounds. The absorption spectra for **21–26** are shown in Fig. 2. They all have absorption maxima between 330–390 nm which are essentially conserved, but **23** and **24** also have absorption maxima between 260–290 nm

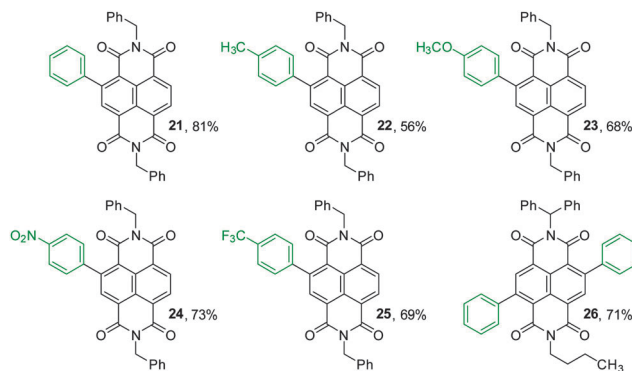


Fig. 1 Products of Suzuki–Miyaura cross-coupling. Reaction conditions: 1.3 eq. Ar–Br per Bpin, 5.6 eq. K_2CO_3 per Bpin, 15 mol% $Pd(PPh_3)_4$, $PhMe$: H_2O : $EtOH$ 100:10:1, 80 °C, 16 h. Isolated yields given.

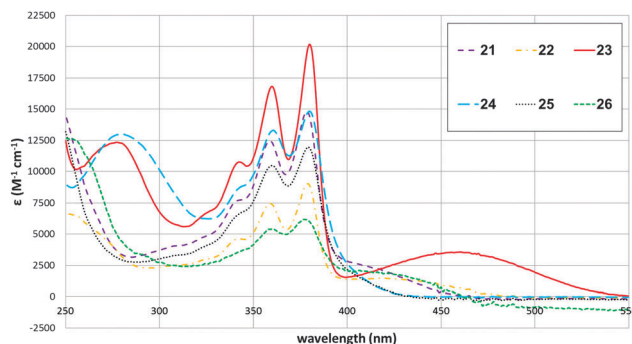


Fig. 2 UV-Visible absorption spectra for **21–26** (solvent: $CHCl_3$).

and methoxy-substituted **23** has a maximum at 459 nm, well into the visible region.

In summary, we have demonstrated a concise and “core-selective” route to NDIs bearing boryl esters, which in turn are appropriate handles for further functionalisation. By these means, many previously unknown NDIs will be accessible. We anticipate this methodology will find multiple applications, given the plethora of uses for NDIs mentioned above.

Notes and references

- Review: X. Zhan, A. Facchetti, S. Barlow, T. J. Marks, M. A. Ratner, M. R. Wasielewski and S. R. Marder, *Adv. Mater.*, 2011, **23**, 268.
- T. Earmme, Y.-J. Hwang, N. M. Murari, S. Subramanian and S. A. Jenekhe, *J. Am. Chem. Soc.*, 2013, **135**, 14960.
- (a) A. Bolag, J. Lopez-Andarias, S. Lascano, S. Soleimanpour, C. Atienza, N. Sakai, N. Martin and S. Matile, *Angew. Chem., Int. Ed.*, 2014, **53**, 4890; (b) N. Sakai, P. Charbonnaz, S. Ward and S. Matile, *J. Am. Chem. Soc.*, 2014, **136**, 5575; (c) G. Sforazzini, E. Orentas, A. Bolag, N. Sakai and S. Matile, *J. Am. Chem. Soc.*, 2013, **135**, 12082; (d) N. Sakai and S. Matile, *Beilstein J. Org. Chem.*, 2012, **8**, 897; (e) S. Bhosale, A. L. Sisson, P. Talukdar, A. Fürstenberg, N. Banerji, E. Vauthey, G. Bollot, J. Mareda, C. Röger, F. Würthner, N. Sakai and S. Matile, *Science*, 2006, **313**, 84.
- (a) A. Vargas Jentzsch, A. Hennig, J. Mareda and S. Matile, *Acc. Chem. Res.*, 2013, **46**, 2791; (b) N.-T. Lin, A. Vargas Jentzsch, L. Guenee, J.-M. Neudörfel, S. Aziz, A. Berkessel, E. Orentas, N. Sakai and S. Matile, *Chem. Sci.*, 2012, **3**, 1121; (c) R. E. Dawson, A. Hennig, D. P. Weimann, D. Emery, V. Ravikumar, J. Montenegro, T. Takeuchi, S. Gabutti, M. Mayor, J. Mareda, C. A. Schalley and S. Matile, *Nat. Chem.*, 2010, **2**, 533; (d) S. Hagihara, L. Gremaud, G. Bollot, J. Mareda and S. Matile, *J. Am. Chem. Soc.*, 2008, **130**, 4347.



- 5 (a) H. Takenaka, S. Sato and S. Takenaka, *Electroanalysis*, 2013, **25**, 1827; (b) S. Sato, K. Yamamura and S. Takenaka, *Electroanalysis*, 2013, **25**, 1831; (c) S. Sato and S. Takenaka, *Anal. Sci.*, 2012, **28**, 643.
- 6 (a) B. A. Ikkanda, S. A. Samuel and B. L. Iverson, *J. Org. Chem.*, 2014, **79**, 2029; (b) A. Rhoden Smith and B. L. Iverson, *J. Am. Chem. Soc.*, 2013, **135**, 12783; (c) A. Rhoden Smith, B. A. Ikkanda, G. G. Holman and B. L. Iverson, *Biochemistry*, 2012, **51**, 4445; (d) G. G. Holman, M. Zewail-Foote, A. R. Smith, K. A. Johnson and B. L. Iverson, *Nat. Chem.*, 2011, **3**, 875–881.
- 7 (a) I. Czerwinska, S. Sato, B. Juskowiak and S. Takenaka, *Bioorg. Med. Chem.*, 2014, **22**, 2593; (b) S. Mpima, S. A. Ohnmacht, M. Barletta, J. Husby, L. C. Pett, M. Gunaratnam, S. T. Hilton and S. Neidle, *Bioorg. Med. Chem.*, 2013, **21**, 6162; (c) F. Doria, M. Nadai, M. Folini, M. Scalabrin, L. Germani, G. Sattin, M. Mella, M. Palumbo, N. Zaffaroni, D. Fabris, M. Freccero and S. N. Richter, *Chem. – Eur. J.*, 2013, **19**, 78; (d) M. Gunaratnam, S. Swank, S. M. Haider, K. Galesa, A. P. Reszka, M. Beltran, F. Cuenca, J. A. Fletcher and S. Neidle, *J. Med. Chem.*, 2009, **52**, 3774.
- 8 Z. Hu, G. D. Pantoş, N. Kuganathan, R. L. Arrowsmith, R. M. J. Jacobs, G. Kociok-Köhn, J. O'Byrne, K. Jurkschat, P. Burgos, R. M. Tyrrell, S. W. Botchway, J. K. M. Sanders and S. I. Pascu, *Adv. Funct. Mater.*, 2012, **22**, 503.
- 9 (a) N. Ponnuswamy, F. B. L. Cougnon, G. D. Pantoş and J. K. M. Sanders, *J. Am. Chem. Soc.*, 2014, **136**, 8243; (b) A. J. Avestro, D. M. Gardner, N. A. Vermeulen, E. A. Wilson, S. T. Schneebeli, A. C. Whalley, M. E. Belowich, R. Carmieli, M. R. Wasielewski and J. F. Stoddart, *Angew. Chem., Int. Ed.*, 2014, **53**, 4442; (c) H. Wilson, S. Byrne, N. Bampos and K. M. Mullen, *Org. Biomol. Chem.*, 2013, **11**, 2105; (d) N. Ponnuswamy, F. B. L. Cougnon, J. M. Clough, G. D. Pantoş and J. K. M. Sanders, *Science*, 2012, **338**, 783; (e) H.-P. Jacquot de Rouville, J. Iehl, C. J. Bruns, P. L. McGrier, M. Frasconi, A. A. Sarjeant and J. F. Stoddart, *Org. Lett.*, 2012, **14**, 5188; (f) S. K. Dey, A. Coskun, A. C. Fahrenbach, G. Barin, A. N. Basuray, A. Trabolsi, Y. Y. Botros and J. F. Stoddart, *Chem. Sci.*, 2011, **2**, 1046; (g) Y. Kasai, C. Sakamoto, N. Muroya, S.-i. Kato and Y. Nakamura, *Tetrahedron Lett.*, 2011, **52**, 623.
- 10 (a) S. K. M. Nalluri, C. Berdugo, N. Javid, P. W. J. M. Frederix and R. V. Ulijn, *Angew. Chem., Int. Ed.*, 2014, **53**, 5882; (b) K. Tambara, J.-C. Olsen, D. E. Hansen and G. D. Pantoş, *Org. Biomol. Chem.*, 2014, **12**, 607; (c) F. B. L. Cougnon, N. Ponnuswamy, N. A. Jenkins, G. D. Pantoş and J. K. M. Sanders, *J. Am. Chem. Soc.*, 2012, **134**, 19129; (d) M. Kumar, N. Jonnalagadda and S. J. George, *Chem. Commun.*, 2012, **48**, 10948; (e) F. B. L. Cougnon, N. A. Jenkins, G. D. Pantoş and J. K. M. Sanders, *Angew. Chem., Int. Ed.*, 2012, **51**, 1443; (f) N. Ponnuswamy, G. D. Pantoş, M. M. J. Smulders and J. K. M. Sanders, *J. Am. Chem. Soc.*, 2012, **134**, 566; (g) A. R. Stefankiewicz, E. Tamanini, G. D. Pantoş and J. K. M. Sanders, *Angew. Chem., Int. Ed.*, 2011, **50**, 5725; (h) T. W. Anderson, G. D. Pantoş and J. K. M. Sanders, *Org. Biomol. Chem.*, 2011, **9**, 7547; (i) E. Tamanini, N. Ponnuswamy, G. D. Pantoş and J. K. M. Sanders, *Faraday Discuss.*, 2010, **145**, 205; (j) H. Y. Au-Yeung, P. Pengo, G. D. Pantoş, S. Otto and J. K. M. Sanders, *Chem. Commun.*, 2009, 419; (k) G. D. Pantoş, J.-L. Wietor and J. K. M. Sanders, *Angew. Chem., Int. Ed.*, 2007, **46**, 2238; (l) G. D. Pantoş, P. Pengo and J. K. M. Sanders, *Angew. Chem., Int. Ed.*, 2007, **46**, 194; erratum p. 2138.
- 11 (a) F. N. Castellano, *Dalton Trans.*, 2012, 8493; (b) F. Chaignon, M. Falkenström, S. Karlsson, E. Blart, F. Odobel and L. Hammarström, *Chem. Commun.*, 2007, 64.
- 12 M. Pan, X.-M. Lin, G.-B. Li and C.-Y. Su, *Coord. Chem. Rev.*, 2011, **255**, 1921.
- 13 (a) Y. Zhao, C. Beuchat, Y. Domoto, J. Gajewy, A. Wilson, J. Mareda, N. Sakai and S. Matile, *J. Am. Chem. Soc.*, 2014, **136**, 2101; (b) H. Ke, L. Wang, Y. Chen, M.-J. Lin and J.-Z. Chen, *J. Mol. Catal. A: Chem.*, 2014, **385**, 26.
- 14 (a) C. Peebles, R. Piland and B. L. Iverson, *Chem. – Eur. J.*, 2013, **19**, 11598; (b) K. R. Leight, B. E. Esarey, A. E. Murray and J. J. Reczek, *Chem. Mater.*, 2012, **24**, 3318; (c) P. M. Alvey, J. J. Reczek, V. Lynch and B. L. Iverson, *J. Org. Chem.*, 2010, **75**, 7682; (d) V. J. Bradford and B. L. Iverson, *J. Am. Chem. Soc.*, 2008, **130**, 1517; (e) J. Q. Nguyen and B. L. Iverson, *J. Am. Chem. Soc.*, 1999, **121**, 2639.
- 15 (a) K. Tambara, N. Ponnuswamy, G. Hennrich and G. D. Pantoş, *J. Org. Chem.*, 2011, **76**, 3338; (b) P. Pengo, G. D. Pantoş, S. Otto and J. K. M. Sanders, *J. Org. Chem.*, 2006, **71**, 7063.
- 16 (a) H. Vollmann, DE Pat.6617561933; (b) H. Vollmann, H. Becker, M. Corell and H. Streeck, *Liebigs Ann.*, 1937, 531, 1.
- 17 For selected examples, see: (a) A. Blaszczuk, M. Fischer, C. von Hänisch and M. Mayor, *Helv. Chim. Acta*, 2006, **89**, 1986; (b) C. Thalacker, C. Röger and F. Würthner, *J. Org. Chem.*, 2006, **71**, 8098; (c) C. Thalacker, A. Miura, S. De Feyter, F. C. De Schryver and F. Würthner, *Org. Biomol. Chem.*, 2005, **3**, 414; (d) F. Würthner, S. Ahmed, C. Thalacker and T. Debaerdemaeker, *Chem. – Eur. J.*, 2002, **8**, 4742.
- 18 For selected examples, see: (a) R. Steyrlleuthner, R. Di Pietro, B. A. Collins, F. Polzer, S. Himmelberger, M. Schubert, Z. Chen, S. Zhang, A. Salleo, H. Ade, A. Facchetti and D. Neher, *J. Am. Chem. Soc.*, 2014, **136**, 4245; (b) S.-L. Suraru, C. Burschka and F. Würthner, *J. Org. Chem.*, 2014, **79**, 128; (c) Y. V. Suseela, M. Sasikumar and T. Govindaraju, *Tetrahedron Lett.*, 2013, **54**, 6314; corrigendum: Y. V. Suseela, M. Sasikumar and T. Govindaraju, *Tetrahedron Lett.*, 2014, **55**, 1959; (d) M. Sasikumar, Y. V. Suseela and T. Govindaraju, *Asian J. Org. Chem.*, 2013, **2**, 779; (e) K. Xiong and Y. Xiao, *Tetrahedron Lett.*, 2013, **54**, 3171; (f) S.-L. Suraru and F. Würthner, *J. Org. Chem.*, 2013, **78**, 5227; (g) J. Chang, Q. Ye, K.-W. Huang, J. Zhang, Z.-K. Chen, J. Wu and C. Chi, *Org. Lett.*, 2012, **14**, 2964; (h) L. E. Polander, A. S. Romanov, S. Barlow, D. K. Hwang, B. Kippelen, T. V. Timofeeva and S. R. Marder, *Org. Lett.*, 2012, **14**, 918; (i) W. Yue, J. Gao, Y. Li, W. Jiang, S. Di Motta, F. Negri and Z. Wang, *J. Am. Chem. Soc.*, 2011, **133**, 18054; (j) T. D. M. Bell, S. Yap, C. H. Jani, S. V. Bhosale, J. Hofkens, F. C. De Schryver, S. J. Langford and K. P. Ghiggino, *Chem. – Asian J.*, 2009, **4**, 1542; (k) R. S. K. Kishore, V. Ravikumar, G. Bernardinelli, N. Sakai and S. Matile, *J. Org. Chem.*, 2008, **73**, 738; (l) C. Röger and F. Würthner, *J. Org. Chem.*, 2007, **72**, 8070; (m) X. Gao, W. Qiu, X. Yang, Y. Liu, Y. Wang, H. Zhang, T. Qi, Y. Liu, K. Lu, C. Du, Z. Shuai, G. Yu and D. Zhu, *Org. Lett.*, 2007, **9**, 3917.
- 19 Reviews: (a) S.-L. Suraru and F. Würthner, *Angew. Chem., Int. Ed.*, 2014, **53**, 7428; (b) N. Sakai, J. Mareda, E. Vauthey and S. Matile, *Chem. Commun.*, 2010, **46**, 4225.
- 20 (a) G. Rauch and S. Höger, *Chem. Commun.*, 2014, **50**, 5659; (b) H. Langhals, S. Christian and A. Hofer, *J. Org. Chem.*, 2013, **78**, 9883; (c) C. Zhou, Y. Li, Y. Zhao, J. Zhang, W. Yang and Y. Li, *Org. Lett.*, 2011, **13**, 292; (d) H. Langhals and S. Kinzel, *J. Org. Chem.*, 2010, **75**, 7781; (e) H. Langhals and H. Jaschke, *Chem. – Eur. J.*, 2006, **12**, 2815.
- 21 Y. Li, C. Li, W. Yue, W. Jiang, R. Kopecek, J. Qu and Z. Wang, *Org. Lett.*, 2010, **12**, 2374.
- 22 J. E. Bullock, M. T. Vagnini, C. Ramanan, D. T. Co, T. M. Wilson, J. W. Dicke, T. J. Marks and M. R. Wasielewski, *J. Phys. Chem. B*, 2010, **114**, 1794.
- 23 Review: I. A. I. Mkhaliid, J. H. Barnard, T. B. Marder, J. M. Murphy and J. F. Hartwig, *Chem. Rev.*, 2010, **110**, 890.
- 24 T. Teraoka, S. Hiroto and H. Shinokubo, *Org. Lett.*, 2011, **13**, 2532. A Ru-catalysed has also been reported: G. Battagliarin, C. Li, V. Enkelmann and K. Müllen, *Org. Lett.*, 2011, **13**, 3012.
- 25 G. Battagliarin, Y. Zhao, C. Li and K. Müllen, *Org. Lett.*, 2011, **13**, 3399.
- 26 Review: A. Ros, R. Fernandez and J. M. Lassaletta, *Chem. Soc. Rev.*, 2014, **43**, 3229.
- 27 (a) J. Gao, Y. Li and Z. Wang, *Org. Lett.*, 2013, **15**, 1366; (b) K. Sekido, H. Nagasaka, M. Sekiya and K. Fukaya, *Jp. Pat.2007148292*; (c) I. A. Ronova, I. I. Ponomarev, A. Yu Kovalevsky and O. V. Shishkin, *High Perform. Polym.*, 1999, **11**, 355.

