



Cite this: *Chem. Commun.*, 2015, 51, 6568

Received 24th February 2015,
Accepted 10th March 2015

DOI: 10.1039/c5cc01580d

www.rsc.org/chemcomm

Visible light photooxidation of nitrate: the dawn of a nocturnal radical†

T. Hering,^a T. Slanina,^a A. Hancock,^b U. Wille*^b and B. König*^a

Highly oxidizing nitrate radicals (NO₃•) are easily accessed from readily available nitrate salts by visible light photoredox catalysis using a purely organic dye as the catalyst and oxygen as the terminal oxidant. The interaction of the excited catalyst and nitrate anions was studied by spectroscopic methods to elucidate the mechanism, and the method was applied to the NO₃• induced oxidation of alkynes and alcohols.

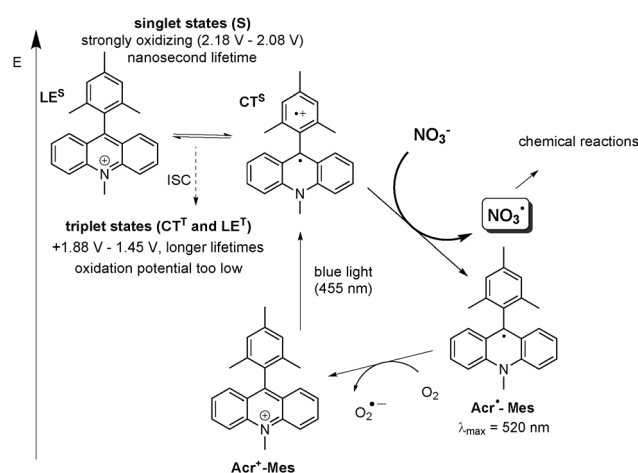
The nitrate radical (NO₃•) is the most important nocturnal free radical oxidant in the troposphere and thus accounts for the majority of the oxidative reactions at night-time.¹ In the atmosphere NO₃• oxidizes a broad scope of volatile organic species including alkenes,^{2,3} alcohols,^{4,5} terpenes,¹ esters,⁶ and sulfides.¹ It is a highly reactive and chemically versatile O-centered radical⁷ with an oxidation potential of +2.00 V (vs. SCE in MeCN).⁸ Apart from electron transfer (ET),^{9,10} NO₃• also reacts by addition to π systems^{1,11} and by hydrogen atom abstraction (HAT).^{8,12,13} Overall, the reactivity of NO₃• with organic molecules can be seen in between that of hydroxyl radicals (OH•) and sulfate radical anions (SO₄•⁻).¹⁴

Despite its high chemical versatility, it is surprising that only limited synthetic applications of NO₃• are available so far. Shono reported the addition of electrochemically generated NO₃• to alkenes.¹¹ The reaction of NO₃• with cyclic alkynes and alkynones was employed to obtain *cis*-fused bicyclic ketones in self-terminating oxidative radical cyclizations.^{15,16} This concept was later extended to alkyne ethers yielding tetrasubstituted tetrahydrofurans.^{17,18} One reason for the limited use of NO₃• as a reagent in organic transformations is its rather difficult accessibility. Common methods for NO₃• generation on preparative scale in solution are the reaction of nitrogen dioxide and ozone,^{1,19} electrooxidation of nitrate anions¹¹ or the photolysis of (NH₄)₂Ce(NO₃)₆ (CAN) with UV light (λ = 350 nm)^{14,20}

However, the use of toxic gases, high electrode potentials,⁸ or UV irradiation are so far limiting the applications and lead to undesired side reactions.

We were pleased to observe that, upon excitation of the organic photocatalyst 9-mesityl-10-methylacridinium perchlorate (**1**) with blue light, oxidation of nitrate anions to NO₃•, readily occurs (Scheme 1), thus providing a convenient access to NO₃• on a preparative scale. 9-Mesityl-10-methylacridinium perchlorate (**1**) was chosen, because it is known to have a strong oxidizing capacity in the excited state.^{21,22} To the best of our knowledge, this is the first visible light mediated generation of nitrate radicals.

In order to elucidate the mechanism of the NO₃• formation, we monitored the generation of reduced catalyst **Acr[•]-Mes** in the presence of LiNO₃ upon continuous irradiation of a 5 μM solution of **Acr⁺-Mes** (**1**) in MeCN with 455 nm light under



Scheme 1 Proposed mechanism of visible light mediated generation of NO₃• via photocatalytic oxidation by **Acr⁺-Mes** (**1**). The electron transfer from NO₃⁻ occurs from the short-lived singlet state (LE^S or CT^S) with sufficient oxidative capacity to generate the reduced catalyst **Acr[•]-Mes** and NO₃•, the longer lived transient triplet species (CT^T or LE^T) is not reactive towards NO₃⁻. The reduced catalyst **Acr[•]-Mes** is regenerated by oxygen. (All oxidation potentials are given vs. SCE in MeCN or PhCN).^{23,25,26}

^a Institut für Organische Chemie, Universität Regensburg, Universitätsstrasse 31, D-93053 Regensburg, Germany. E-mail: burkhard.koenig@ur.de

^b School of Chemistry and BIO21 Molecular Science and Biotechnology Institute, The University of Melbourne, 30 Flemington Road, Parkville, VIC 3010, Australia. E-mail: uwille@unimelb.edu.au

† Electronic supplementary information (ESI) available. See DOI: 10.1039/c5cc01580d



anaerobic conditions. The differential absorption spectrum shows the appearance of **Acr[•]-Mes** with a maximum at 520 nm^{21,23} after irradiation for 120 s and 240 s. (see ESI,† Fig. S6) This observation suggests a direct oxidation of NO₃⁻ by the excited catalyst thus demonstrating that NO₃⁻ can act as an electron donor to the excited catalyst. The reduced catalyst **Acr[•]-Mes** is stable under argon, however, the signal vanishes completely after aeration of the reaction mixture due to reoxidation of **Acr[•]-Mes** to the ground state catalyst **Acr⁺-Mes** by oxygen (see Scheme 1).²⁴ The negative signal at λ < 460 nm in the differential absorption spectrum is caused mainly by the decrease of the ground state absorption of **Acr⁺-Mes** as a result of **Acr[•]-Mes** formation and partial photobleaching of **Acr⁺-Mes**.[‡] The long-lived triplet state with a microsecond lifetime is generally discussed as the reactive state in most oxidative reactions.^{25,26} The exact nature of this state is controversial and could be both a CT^T state with an oxidation potential of +1.88 V vs. SCE, as reported by Fukuzumi²⁵ or a locally excited triplet state, LE^T, with an oxidation potential of +1.45 V vs. SCE as reported by Verhoeven.²⁶ However, neither would have the oxidative capacity to oxidize NO₃⁻. Recent detailed mechanistic investigations by the group of Nicewicz revealed that for substrates with oxidation potentials exceeding +1.88 V (vs. SCE), a reaction should occur out of the short-lived excited singlet state (mainly CT^S), which has an estimated oxidation potential of 2.08 V (Scheme 1).²³ Since both singlet states are fluorescent (φ_F ~ 8%), whereas the triplet states do not emit,²³ we performed fluorescence quenching experiments to explore the nature of the reactive state involved in NO₃⁻ oxidation. A clear quenching of the fluorescence by LiNO₃ confirms that oxidation of NO₃⁻ occurs from the singlet excited state of **1** (see ESI,† Fig. S6). Moreover, laser flash photolysis experiments confirmed that no interaction of the long lived triplet state and NO₃⁻ can be observed (Fig. S8 in the ESI†). Based on these findings, we suggest that the reaction proceeds *via* a singlet excited state as depicted in Scheme 1.

Having demonstrated the pathway for photocatalytic NO₃[•] generation, we selected the well-studied reaction of NO₃[•] with diphenylacetylene (**2**) yielding benzil (**3**) and benzophenone (**4**) to explore the synthetic application of this new method and to compare it with the previously reported methods. The results are compiled in Table 1. Under photocatalytic conditions using 5 mol% of **Acr⁺-Mes** (**1**), 0.25 mmol of alkyne **2** and 2 eq. of LiNO₃, diketone **3** and ketone **4** were obtained after 2 h of irradiation with blue light (λ = 455 nm) with yields comparable to previous methods.²⁷ When oxygen was replaced by ammonium persulfate as the electron acceptor in a degassed system, the yield and product ratio were not changed significantly (entry 5). This shows that potential interfering reactions by singlet oxygen could be excluded. In the absence of light or catalyst no reaction occurred (entries 7 and 9). However, small amounts of diketone **3** were formed in the direct reaction of **2** with the excited catalyst in the absence of nitrate ions (entry 8).

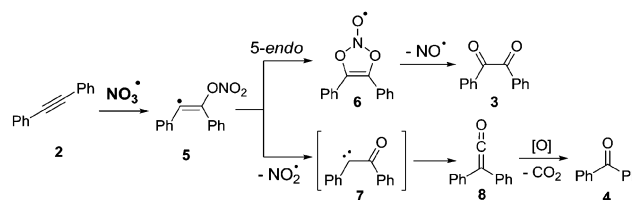
According to computational studies, the mechanism for the NO₃[•] induced oxidation of diphenylacetylene suggests formation of diketone **3** and benzophenone (**4**) through competing pathways in the initial vinyl radical adduct **5** (Scheme 2). While diketone **3** results from a 5-*endo* cyclization, followed by loss

Table 1 Oxidation of diphenylacetylene **2** by NO₃[•]^a

Entry	Conditions	Yield ^b 3 + 4 (%)
1	5 mol% 1 , air	50 (30 + 20)
2	5 mol% 1 , O ₂	55 (31 + 24)
3	NaNO ₃	41 (27 + 15)
4	10 mol% 1	38 (24 + 14)
5	(NH ₄) ₂ S ₂ O ₈ , N ₂ atmosphere	46 (27 + 19)
6	DCM	52 (32 + 20)
7	Without light	0
8	Without NO ₃ ⁻	13 (3 only)
9	Without 1	0

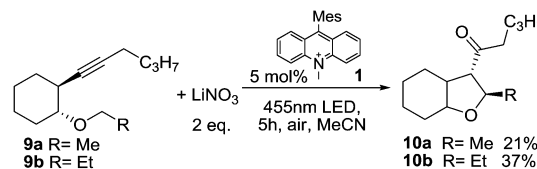
^a Reactions were carried out using diphenylacetylene (**2**, 0.25 mmol) and the respective amount of 9-mesityl-10-methylacridinium perchlorate (**1**) in 1 mL of MeCN unless otherwise noted with an irradiation time of 2 h.

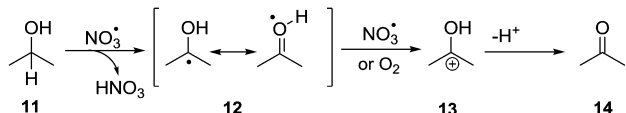
^b Quantitative GC yields using acetophenone as internal standard.

Scheme 2 Proposed mechanism for the oxidation of aromatic alkynes by NO₃[•].²⁷

of NO[•], the key-step in the formation of benzophenone (**4**) is γ-fragmentation with elimination of NO₂[•], and subsequent Wolff-rearrangement of the carbene intermediate **7** followed by oxidative decarboxylation.²⁷

Next, we applied the photocatalytic NO₃[•] formation to the synthesis of tetrasubstituted tetrahydrofurans, which proceeds *via* a self-terminating radical cascade that is initiated by NO₃[•] addition to the triple bond in alkyne **9**. The reaction was described previously using either anodic oxidation of lithium nitrate or CAN photolysis.^{17,18} The starting material **9** (Scheme 3) contains an aliphatic alkyne, which is more difficult to oxidize compared to **2** and thus decreases the background reaction that is caused by direct oxidation of **9** by the photocatalyst. The reaction of **9b** with 2 eq. of LiNO₃ and 5 mol% **1** gave the anticipated product **10b** in a yield of 37% (67% based on conversion), with 45% of the starting material **9b** being recovered. Methyl ether **9a** gave lower yields and

Scheme 3 Self-terminating radical oxidative cyclization to tetrasubstituted tetrahydrofurans **10**.^{17,18}



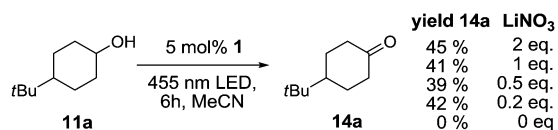
Scheme 4 General mechanism of the nitrate mediated alcohol oxidation via initial hydrogen abstraction followed by oxidation and loss of a proton.

an incomplete conversion, which can be rationalized by a non-regioselective addition of NO_3^\bullet to both ends of the alkyne,[§] in accordance with previous reports. The low conversion (and resulting low product yield) is likely due to the fact that NO_3^\bullet leads to degradation of catalyst **1**. This effect could also be observed in UV/Vis measurements of the reaction mixture, which showed considerable photobleaching of the ground state during irradiation (see Fig. S7 in the ESI[†]). It is likely that the observed degradation proceeds via oxidation of the methyl groups on the mesityl moiety of the catalyst,⁸ which is a known degradation pathway that leads to loss of catalytic activity.²⁸ The problem of low conversion could be partly overcome through slow addition of the catalyst via syringe pump.

Apart from addition to π systems, NO_3^\bullet also reacts through hydrogen abstraction,^{8,12,13} which was explored in the catalytic oxidation of non-activated alcohols. In this reaction, NO_3^\bullet acts as a redox mediator, which is regenerated during the catalytic cycle, according to the mechanism in Scheme 4. Initial HAT from the alcohol carbon atom by NO_3^\bullet ²⁹ leads to the regeneration of NO_3^- as nitric acid and formation of radical **12**. The latter is subsequently oxidized by either NO_3^\bullet or oxygen to give cationic intermediate **13**, which deprotonates to yield ketone **14**. The mechanism is similar to the indirect anodic oxidation of alcohols by nitrate.³⁰ Donaldson and Styler reported the enhanced gas phase oxidation of propanol under UV irradiation using TiO_2 co-embedded with KNO_3 . The finding was explained by formation of NO_3^\bullet and its ability to abstract hydrogen atoms from the alcohol carbon atom.³¹

The reaction was explored using *tert*-butyl cyclohexanol (**11a**) and the results are compiled in Scheme 5. To our delight, oxidation into the corresponding ketone **14a** occurred upon irradiation with blue light in the presence of LiNO_3 using 5 mol% of **1** in acetonitrile. No reaction was observed in the absence of nitrate, which clearly confirms the role of NO_3^\bullet in this reaction. Stepwise reduction of the amount of LiNO_3 from 2 eq. to 20 mol% did not affect the outcome, showing that NO_3^\bullet can act as mediator in this reaction (Scheme 5). An acidification of the solution due to formation of nitric acid was observed, but no apparent influence on the reaction or the stability of the catalyst was found.[¶]

The scope of this method was explored towards other non-activated alcohols and electron deficient benzyl alcohols.



Scheme 5 Experimental conditions and results for the NO_3^\bullet mediated oxidation of alcohols.

Table 2 Experimental conditions and results for the NO_3^\bullet mediated oxidation of alcohols^a

Entry	Alcohol	Product	Yield product ^b (%)	Recovered starting material ^b (%)
1			45 (79)	44
2			42 (95)	56
3			40 (40)	—
4 ^c			55 (100)	45
5 ^d			— ^d	— ^d
6			16 (20)	17

^a Reactions carried out using 0.25 mmol of the alcohol **11**, 1 eq. of LiNO_3 and 10 mol% of **1** (two subsequent additions of 5 mol%) in 1 mL of MeCN with an irradiation time of 6 h. ^b Isolated yields, in brackets yield based on conversion. ^c Background reaction without LiNO_3 is 9%. ^d Decomposition of substrate **11e**.

All reactions were carried out by two sequential additions of 5 mol% of **1** in order to counteract the loss of catalytic activity caused by degradation of the catalyst. The reactions proceed with good selectivity (see Table 2, entries 1, 2, 4), but the conversion was incomplete and unreacted starting material was recovered. Aliphatic (entries 1–3) and benzylic alcohols (entries 4 and 6) were converted.

In the oxidation of isomenthol (**11b**) (entry 2) the configuration of the stereocenter remained unchanged, while the basic substrate **11e** gave no product, which is most likely due to an acid–base reaction of pyridine with nitric acid that is generated during this reaction^{||} by the H-abstraction by NO_3^\bullet or a possible direct oxidation of the nitrogen of pyridine by the photocatalyst or NO_3^\bullet (entry 5).³²

In conclusion, we described a new and simple access to highly reactive nitrate radicals using visible light photocatalysis with an organic dye as the photoredox catalyst. This method avoids the use of toxic compounds, or high electrochemical potentials and is, to the best of our knowledge, the first method yielding NO_3^\bullet in a catalytic process using visible light. We verified the formation of nitrate radicals by observation of the reduced catalyst **Ac^r-Mes** and showed that the mechanism is proceeding via the singlet excited state of the catalyst. By investigating the addition to aromatic alkynes, a previously well studied model reaction of NO_3^\bullet , we showed that the photocatalytic procedure is as efficient as the previously employed methods.

Financial support by the Deutsche Forschungsgemeinschaft (DFG), the GRK 1626 and the Australian Research Council is acknowledged. TH thanks the Fonds der Deutschen Chemischen Industrie for a fellowship.



Notes and references

‡ After aeration the ground state absorption of Acr⁺-Mes cannot be fully recovered (see ESI†).

§ For the mechanism of this reaction see ESI†.

¶ The addition of different bases (LiNO₃, LiOAc, pyridine, lutidine) did not influence the outcome of the reaction or the stability of the catalyst.

|| Based on the assumption that both the initial hydrogen abstraction and the oxidation of **12** are done by nitrate radicals.

- 1 R. P. Wayne, I. Barnes, P. Biggs, J. P. Burrows, C. E. Canosa-Mas, J. Hjorth, G. Le Bras, G. K. Moortgat, D. Perner, G. Poulet, G. Restelli and H. Sidebottom, *Atmos. Environ., Part A*, 1991, **25**, 1–203.
- 2 M. P. Pérez-Casany, I. Nebot-Gil, J. Sánchez-Marín, F. Tomás-Vert, E. Martínez-Ataz, B. Cabañas-Galán and A. Aranda-Rubio, *J. Org. Chem.*, 1998, **63**, 6978–6983.
- 3 H. Gong, A. Matsunaga and P. J. Ziemann, *J. Phys. Chem. A*, 2005, **109**, 4312–4324.
- 4 J. C. Harrison and J. R. Wells, *Int. J. Chem. Kinet.*, 2012, **44**, 778–788.
- 5 D. Rousse and C. George, *Phys. Chem. Chem. Phys.*, 2004, **6**, 3408–3414.
- 6 S. Langer, E. Ljungstrom and I. Wangberg, *J. Chem. Soc., Faraday Trans.*, 1993, **89**, 425–431.
- 7 O. Ito, S. Akiho and M. Iino, *J. Phys. Chem.*, 1989, **93**, 4079–4083.
- 8 E. Baciocchi, T. D. Giacco, S. M. Murgia and G. V. Sebastiani, *J. Chem. Soc., Chem. Commun.*, 1987, 1246–1248.
- 9 H. Suzuki and T. Mori, *J. Chem. Soc., Perkin Trans. 2*, 1996, 677–683.
- 10 E. Baciocchi, I. Del Giacco, C. Rol and G. V. Sebastiani, *Tetrahedron Lett.*, 1985, **26**, 541–544.
- 11 T. Shono, M. Chuankamnerdkarn, H. Maekawa, M. Ishifune and S. Kashimura, *Synthesis*, 1994, 895–897.
- 12 A. A. Fokin, S. A. Peleshanko, P. A. Gunchenko, D. V. Gusev and P. R. Schreiner, *Eur. J. Org. Chem.*, 2000, 3357–3362.
- 13 M. Mella, M. Freccero, T. Soldi, E. Fasani and A. Albini, *J. Org. Chem.*, 1996, **61**, 1413–1422.
- 14 U. Wille, *Chem. – Eur. J.*, 2002, **8**, 340–347.
- 15 U. Wille, *J. Am. Chem. Soc.*, 2001, **124**, 14–15.
- 16 U. Wille, *Chem. Rev.*, 2012, **113**, 813–853.
- 17 U. Wille and L. Lietzau, *Tetrahedron*, 1999, **55**, 11465–11474.
- 18 U. Wille and L. Lietzau, *Tetrahedron*, 1999, **55**, 10119–10134.
- 19 L. F. Gamon, J. M. White and U. Wille, *Org. Biomol. Chem.*, 2014, **12**, 8280–8287.
- 20 D. C. E. Sigmund and U. Wille, *Chem. Commun.*, 2008, 2121–2123.
- 21 S. Fukuzumi, H. Kotani, K. Ohkubo, S. Ogo, N. V. Tkachenko and H. Lemmetyinen, *J. Am. Chem. Soc.*, 2004, **126**, 1600–1601.
- 22 K. Ohkubo, K. Mizushima, R. Iwata, K. Souma, N. Suzuki and S. Fukuzumi, *Chem. Commun.*, 2010, **46**, 601–603.
- 23 N. A. Romero and D. A. Nicewicz, *J. Am. Chem. Soc.*, 2014, **136**, 17024–17035.
- 24 K. Ohkubo, K. Mizushima and S. Fukuzumi, *Res. Chem. Intermed.*, 2013, **39**, 205–220.
- 25 S. Fukuzumi, K. Ohkubo and T. Suenobu, *Acc. Chem. Res.*, 2014, **47**, 1455–1464.
- 26 A. C. Benniston, A. Harriman, P. Li, J. P. Rostron, H. J. van Ramesdonk, M. M. Groeneveld, H. Zhang and J. W. Verhoeven, *J. Am. Chem. Soc.*, 2005, **127**, 16054–16064.
- 27 U. Wille and J. Andropof, *Aust. J. Chem.*, 2007, **60**, 420–428.
- 28 A. C. Benniston, K. J. Elliott, R. W. Harrington and W. Clegg, *Eur. J. Org. Chem.*, 2009, 253–258.
- 29 S. Langer and E. Ljungstrom, *J. Chem. Soc., Faraday Trans.*, 1995, **91**, 405–410.
- 30 D. Kyriacou, *Modern Electroorganic Chemistry*, Springer-Verlag, Berlin, Heidelberg, 1994.
- 31 S. A. Styler and D. J. Donaldson, *Environ. Sci. Technol.*, 2011, **45**, 10004–10012.
- 32 A. Thellend, P. Battioni, W. Sanderson and D. Mansuy, *Synthesis*, 1997, 1387–1388.

