

Organic azides: "energetic reagents" for the intermolecular amination of C–H bonds

Cite this: *Chem. Commun.*, 2014, 50, 11440

Daniela Intrieri, Paolo Zardi, Alessandro Caselli and Emma Gallo*

Received 23rd April 2014,
Accepted 23rd May 2014

DOI: 10.1039/c4cc03016h

www.rsc.org/chemcomm

This feature article provides an overview of the application of organic azides for the *intermolecular* amination of sp^3 and sp^2 C–H bonds. The catalytic activity of several metal complexes was reviewed underlining both synthetic and mechanistic aspects of the C–H amination. The majority of the aminated compounds reported in literature have been collected in this paper to provide a compendium of published procedures. In addition, the discussion of involved mechanisms has been included to assist the reader to envisage the future potential of organic azides in the synthesis of aza-derivatives.

1. Introduction

Since the first preparation of organic azides (RN_3) in 1864,¹ this class of molecules has been involved in an increasing number of applications over the last 15 years, as documented by SciFinder (Fig. 1). Among all possible applications, organic azides are largely used as atom-efficient aminating agents due to the formation of eco-friendly molecular nitrogen as the only side product of the "NR" transfer reaction to an organic molecule.^{2,3}

The insertion of a nitrene moiety into an organic framework is efficiently catalysed by transition metal complexes and allows

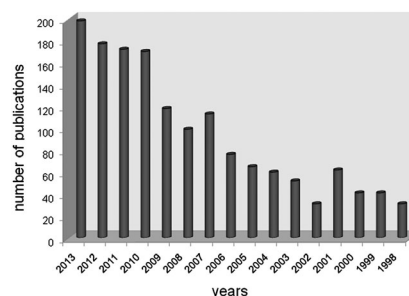


Fig. 1 Manuscripts and patents on organic azides reported by SciFinder in the 1998–2013 period.

the synthesis of aza-compounds which often display important biological and pharmaceutical characteristics.⁴ As azides are active towards several classes of organic molecules, the amination



Daniela Intrieri

Daniela Intrieri was born in Italy in 1984, she obtained her master's degree in Chemistry in 2010 under the supervision of Prof. Sergio Cenini at the Chemistry Department of the University of Milano (Italy). In 2014 she got her PhD in Chemical Science at the University of Milano under the supervision of Prof. Emma Gallo. Her PhD thesis was on the synthesis of cobalt, ruthenium and iron porphyrins to be employed as homo-

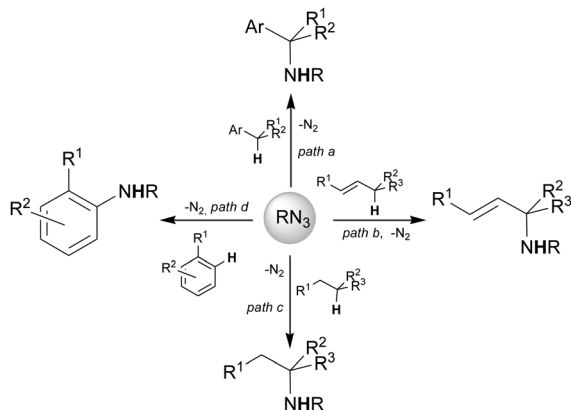
geneous catalysts in C–C and C–N bond formation as well as on the study of reaction mechanisms.



Paolo Zardi

Paolo Zardi was born in Italy in 1987, he received his master's degree in Chemical Sciences in 2011 with an experimental thesis concerning the heterogenisation of copper complexes to use as catalysts for asymmetric cyclopropanation under the supervision of Dr Caselli in the Chemistry Department of the University of Milan. Currently he is a PhD Student at Milan University in Prof. Emma Gallo's group and his research is focused on the

synthesis of ruthenium-porphyrin complexes and their employment as catalysts in C–N bond formation reactions.



Scheme 1 Intermolecular C–H aminations by organic azides discussed in this manuscript.

reaction displays a great chemical versatility and it can be conducted using mild experimental conditions and no oxidant agent is required.

Considering the scientific interest to establish efficient methodologies to synthesise nitrogen containing molecules, several reviews on the use of organic azides as nitrogen sources have been published^{5–11} and great emphasis has been devoted to the amination of C–H bonds due to their ubiquity in almost all organic skeletons. Furthermore, the insertion of an azamoiety into a hydrocarbon C–H bond allows the conversion of low cost reagents into high-added value aminated compounds.

This feature article provides an overview of the *intermolecular* C–H bond aminations by organic azides reported in Scheme 1, by underlining both synthetic and mechanistic aspects. The *intramolecular* amination was amply reviewed^{6,12–15} and it is not covered in this article.

We sincerely apologise if some important contributions to this topic have been unintentionally omitted.

2. Amination of activated sp^3 C–H bonds

The insertion of a nitrene functionality into an activated C–H bond was initially studied by taking advantage of the thermal and photochemical instability of organic azides. Reactions were conducted without the assistance of a transition metal complex and consequentially drastic experimental conditions were required.^{16–19}

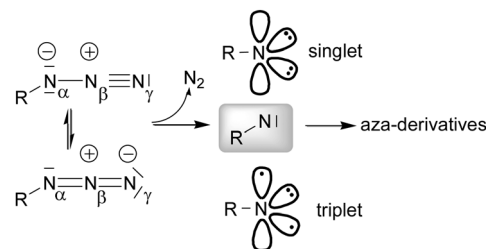
Later, a transition metal was employed to promote the cleavage of the N_α – N_β bond (Scheme 2) and selectively insert the nitrene functionality into a specific position of the organic backbone.

In 1967 Kwart and Khan²⁰ reported on the catalytic activity of copper powder in the amination of cyclohexene and since then several transition metal catalysts have been developed to promote the amination of activated sp^3 C–H bonds. The most representative classes of catalysts are reported in Fig. 2.

2.1. Amination catalysed by metal porphyrin complexes (A)

2.1.1. Synthetic results. Among all the classes of catalysts reported in Fig. 2, metal porphyrin complexes (A) are widely used to promote the amination of both benzylic and allylic substrates by organic azides (Scheme 1, paths a and b respectively).

Cenini *et al.* reported in 2000 that cobalt(II) porphyrin complexes are active catalysts that promote the amination of



Scheme 2 Nitrene formation by the cleavage of an azide N_α – N_β bond.



Alessandro Caselli

Alessandro Caselli received his PhD under the supervision of Prof. Carlo Floriani at the University of Lausanne (CH) in 2000. He spent two years as post-doc at the University of Milano (Italy) under the supervision of Prof. Fulvia Orsini before joining Prof. Sergio Cenini's group. In 2003, he became assistant professor at the Chemistry Department of Milano University. His research has focused on: (i) the

employment of metal complexes with macrocyclic N-donor ligands as homogeneous catalysts; (ii) the synthesis of asymmetric ligands; (iii) the mechanistic aspects of catalytic reactions and (iv) the heterogenisation of chiral catalysts.

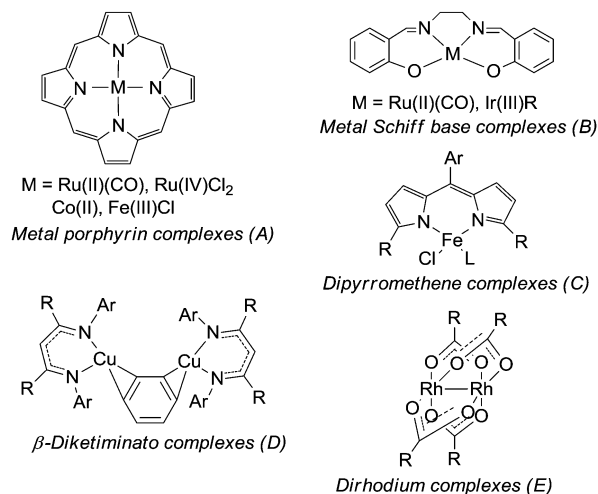
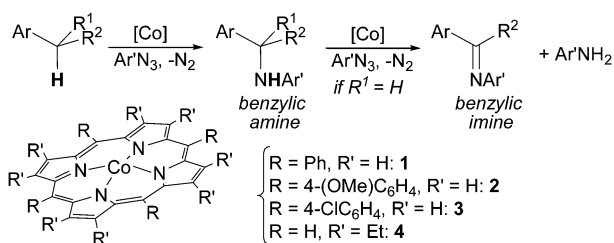


Emma Gallo

Emma Gallo received her PhD under Prof. Carlo Floriani's guidance at the University of Lausanne (CH) in 1995. She spent one year in Floriani's Group as "Maitre assistant" before moving to Italy. After post-doctoral training alongside Prof. Sergio Cenini at the Chemistry Department of University of Milano (Italy), she became assistant professor and then associate professor at the same university. Her research is

mainly devoted to the synthesis of fine chemicals by C–C or C–N bond formation, using metal porphyrin complexes as catalysts, as well as the study of catalytic reaction mechanisms.



Fig. 2 Catalysts for the amination of activated sp³ C–H bonds.

Scheme 3 Synthesis of benzylic amines and imines catalysed by Co(II) porphyrin complexes.

both allylic and benzylic C–H bonds by using aryl azides as nitrene sources.^{21–24} Aryl azides were chosen due to their stability–reactivity relationship that allows their use without any particular experimental caution.²⁵ The benzylic amines were obtained together with the corresponding imines when the initially formed amine can be further oxidised by another ArN₃ molecule. The stoichiometric by-product of this second step is the primary amine of the azide employed (Scheme 3).

The scope of the reaction was investigated and the obtained products are reported in Chart 1.²²

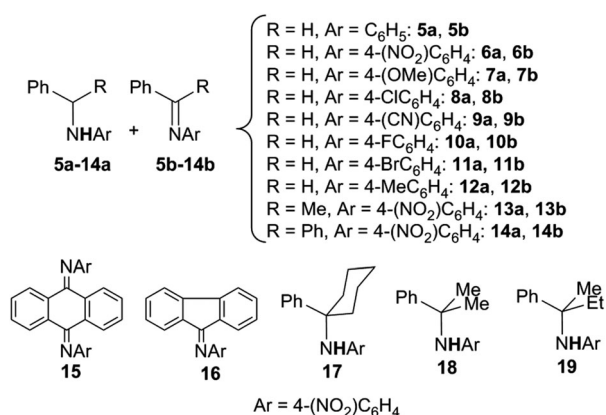
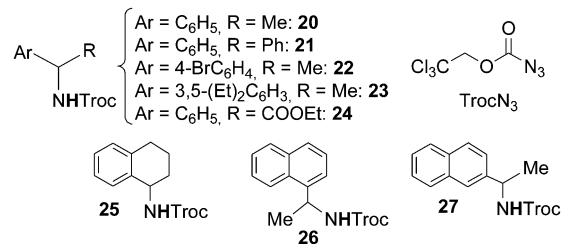


Chart 1 Amination of benzylic substrates by aryl azides catalysed by Co(II) porphyrins leading to benzylic amines and imines.

Chart 2 Amination of benzylic substrates by TrocN₃ catalysed by Co(II) porphyrin complexes leading to benzylic amines.

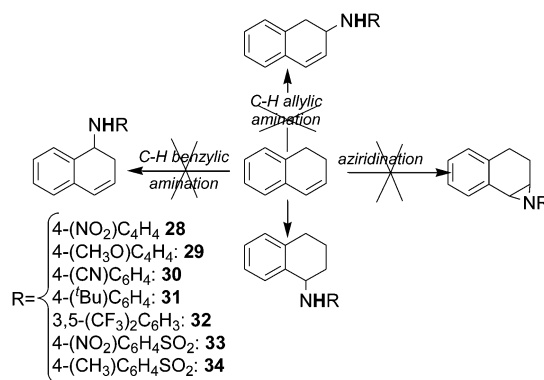
The reaction works well with azides bearing EWG on the aryl moiety indicating an electrophilic role of ArN₃ in the catalysis.

The cobalt(II) porphyrin-catalysed amination of benzylic substrates was then performed by Zhang²⁶ by using 2,2,2-trichloroethoxycarbonyl azide (TrocN₃) as the nitrene source. The benzylic amines reported in Chart 2 were obtained without the contemporary formation of the corresponding imines. TrocN₃ was demonstrated to be a better aminating agent than other azides such as sulfonyl, phosphoryl, and carbonyl azides confirming the electrophilic nature of azides in the catalytic process. It must be mentioned that the synthesis of compound **24**, even though obtained in a low yield, represents the synthesis of an α-amino ester by the direct amination of the corresponding carboxylic ester.

Cobalt porphyrin complexes were also effective in aminating allylic C–H bonds (Scheme 1, path b) in moderate yields. It should be noted that the double C=C bond of endocyclic olefins, such as cyclohexene, did not react with the aryl azide to give the corresponding aziridine therefore indicating a good chemoselectivity towards the allylic amine formation.²⁴

Surprisingly, the allylic amination of dihydronaphthalene afforded the benzylic amine of tetrahydronaphthalene, instead of yielding the amine of dihydronaphthalene and neither the aziridination nor the benzylic amination of dihydronaphthalene were observed (Scheme 4) (see below for a mechanistic proposal of this reaction, ref. 39).

All data discussed up to now were collected employing achiral cobalt catalysts. Until very recently, to the best of our knowledge, only the chiral complex **35** (Fig. 3) was reported in



Scheme 4 Reaction of dihydronaphthalene with aromatic and sulfonyl azides catalysed by cobalt(II) porphyrins.



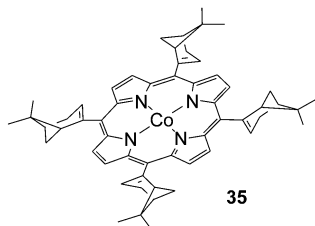


Fig. 3 Structure of Co(III)(TmyrtP) (**35**) (TmyrtP = dianion of the meso-tetrakis[(1*R*)-apopin-2-yl]porphyrin).

literature for the *intermolecular* amination of C–H bonds in spite of the potential application of chiral amines as pharmaceuticals. Although the *intermolecular* aziridination reaction of styrenic double bonds performed in the presence of **35** occurred with some enantioselectivity, the allylic amination of cyclohexene afforded the racemate product, probably due to the presence of an atropoisomer mixture of the catalyst at the working temperature.²³

Better synthetic results have been obtained by using ruthenium porphyrin complexes as catalytic species which are active in the amination of both benzylic and allylic C–H bonds.^{27–29} The commercially available Ru(II)(TPP)CO (TPP = dianion of tetraphenyl porphyrin) was a good catalyst to synthesise compounds **6a**, **13a**, **14a**, **18** (Chart 1), **28**, **32** (Scheme 4) and those reported in Chart 3. The best catalytic results were obtained by using aryl azides bearing EWG substituents on the aryl moiety and a high hydrocarbon excess.

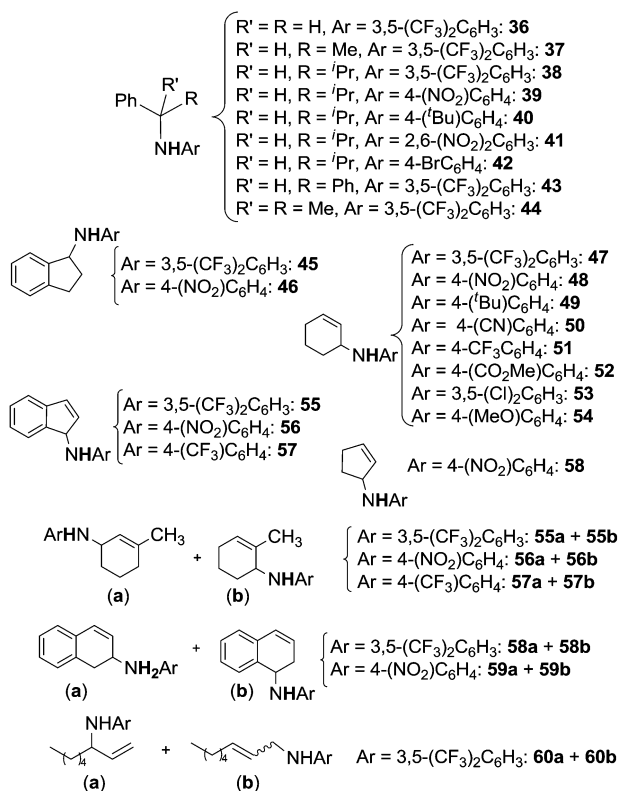


Chart 3 Benzylic and allylic amines obtained by Ru(II)(TPP)CO-catalysed amination.^{27,28}

While we were writing this review, Che and Lo reported the enhanced catalytic activity of bis(NHC)ruthenium(II) porphyrin complexes in nitrene insertion reactions into saturated C–H bonds (NHC = N-heterocyclic carbene ligands).³⁰ Among the [Ru(porphyrin)(NHC)₂] complexes tested, [Ru(4-F-TPP)(BIME)₂] (BIME = 1,3-di-methyl-2,3-dihydro-1*H*-benzimidazol-2-ylidene) showed the highest activity and allowed the smooth insertion reaction of pentafluorophenyl azide into allylic (cyclohexene) and benzylic (toluene, ethyl benzene, 4-methoxy-ethyl benzene, 1-ethyl naphthalene, 1,2,3,4-tetrahydronaphthalene, and 2,3-dihydro-1*H*-indene) sp³ C–H bonds affording the corresponding amines in 88–96% isolated yields. The nitrene insertion reaction proceeded well also with the unactivated C–H bond of cyclohexane (90%). The authors proposed that the high catalytic activity is due to the strong donor strength of the axial NHC ligand in stabilising the *trans* M = NR moiety.

The use of chiral [Ru(D₄-Por)(Bime)₂] (D₄ refers to the symmetry of the ligand) as the catalyst led to the formation of the allylic amine **13a** (Ar = C₆F₅) in 91% yield and with 70% ee.³⁰

Ru(porphyrin)CO complexes were also effective in synthesising α- and β-amino esters by amination of benzylic C–H bonds placed in the α or β position to an ester group. This synthesis, already explored by Zhang in the presence of cobalt porphyrins,²⁶ occurred with yields up to 80% in the presence of ruthenium analogous, in spite of the poor reactivity of electron deficient benzylic positions toward electrophilic metallonitrene intermediates. The catalytic procedure is also effective in synthesising the two derivatives of methyl 1-3-phenyllactate **73** and **74** in order to convert them into the corresponding β-lactam (Chart 4).³¹

Very recently, Che *et al.*²⁹ demonstrated that the amination of benzylic and allylic substrates by phosphoryl azides is also efficiently catalysed by ruthenium(IV) complexes. Among tested catalysts, Ru(F₂₀-TPP)Cl₂ performed the best (Chart 5).

A significant contribution to this topic was provided by Che *et al.* with the investigation of the catalytic activity of Fe(III)-(F₂₀-TPP)Cl.³² What makes this study important is the high sustainability of iron catalysts which are affordable, biocompatible and very reactive. Compounds **13a**, **14a** (Chart 1), **28** (Scheme 4) and those reported in Chart 6 were isolated in good yields.

The reported methodology displayed a very good chemoselectivity, in fact the allylic amination of α-methyl styrene

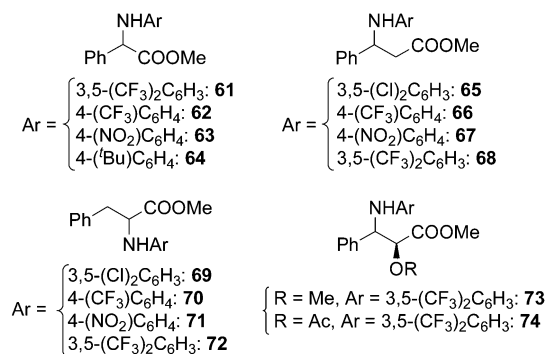


Chart 4 α- and β-amino esters obtained by Ru(II)(TPP)CO-catalysed amination of carboxylic esters.

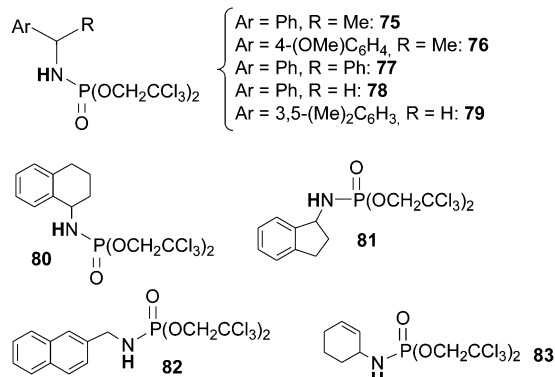


Chart 5 Benzylic and allylic amines obtained by Ru(IV)(F₂₀-TPP)Cl₂-catalysed amination.

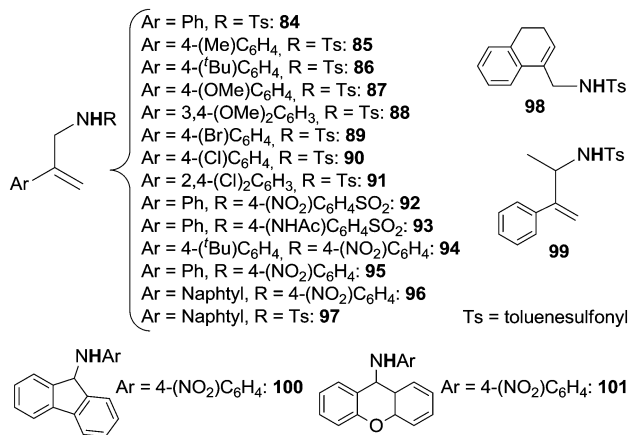


Chart 6 Benzylic and allylic amines obtained by Fe(III)(F₂₀-TPP)Cl-catalysed amination.

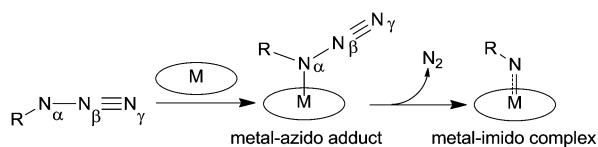
derivatives occurred without the simultaneous formation of corresponding aziridines.

2.1.2. Mechanistic investigation. Over the last decade, the development of synthetic strategies together with the investigation of reaction mechanisms have been constantly researched to fine-tune catalytic efficiencies.

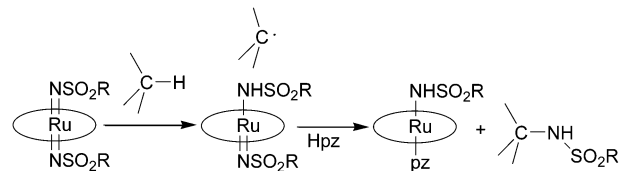
It is generally assumed that the active intermediate of the metal porphyrin-catalysed nitrene transfer reaction is an imido complex which is formed after the cleavage of the N_α-N_β azide bond (Scheme 5).

The oxidation state of the metal in the imido complex depends on the oxidation state of the starting catalyst and it is crucial to define the reactivity of the imido intermediate towards the organic substrate.

When the amination reaction is catalysed by ruthenium(II) porphyrins the formation of a bis-imido ruthenium(VI) complex



Scheme 5 Metal-imido complex formation.



Scheme 6 Suggested mechanism for the stoichiometric transfer of a nitrene moiety from a bis-imido ruthenium(VI) porphyrin to a C-H bond.

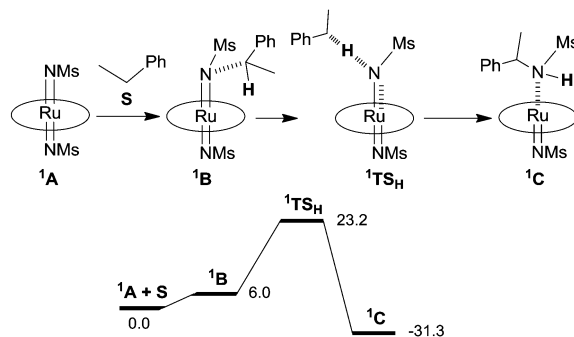
was generally proposed. Some years ago several ruthenium(VI) bis-imido complexes, of the general formula Ru(VI)(porphyrin)(NSO₂R)₂, were prepared by Che *et al.* by reacting ruthenium(II) precursors with imino iodine compounds (PhI = NSO₂R). All the complexes were fully characterised and the molecular structure of Ru(TMP)(NMs)₂ (**102**) (Ms = 4-(MeO)C₆H₄SO₂; TMP = dianion of 5,10,15,20 tetramesityl porphyrin) was solved by X-ray single crystal diffraction.^{33–35}

Ru(VI)(porphyrin)(NSO₂R)₂ complexes were active in the stoichiometric nitrene transfer reaction to C-H bonds in the presence of pyrazole (Hpz) as an additional axial ligand. The suggested mechanism is depicted in Scheme 6.

The authors proposed that C-H cleavage is involved in the rate determining step of the reaction on the basis of the large isotopic effect registered for the amination of several substrates. In fact, the formation of a carboradical species by homolytic cleavage of the C-H bond is in accord with the observed *k_H*/*k_D* values of 6.1–12. Considering that the hydrogen atom of pyrazole is necessary for releasing the amine molecule, Hpz was always used in stoichiometric excess with respect to the hydrocarbon substrate.

The reaction mechanism illustrated in Scheme 6 was also studied by Density Functional Theory (DFT) calculations.³⁵ Firstly, the molecular structure of **102** was optimised by DFT and achieved data were fitted with those collected by single crystal X-ray diffraction. Then, employed functionals indicated a singlet d² ground state electronic configuration (¹A) for Ru(TMP)(NMs)₂ (**102**) that was found at a lower energy than the analogous triplet state. The energy profile of the ethyl benzene amination by **102** indicated that the singlet pathway is the most energetically favoured.

In Scheme 7 the proposed mechanism of the stoichiometric nitrene transfer from **102** to ethyl benzene is provided together with the relative potential energy surface. The last step of the



Scheme 7 Mechanism of the ethyl benzene amination and relative potential energy surface (ΔG in kcal mol⁻¹) based on DFT calculations.

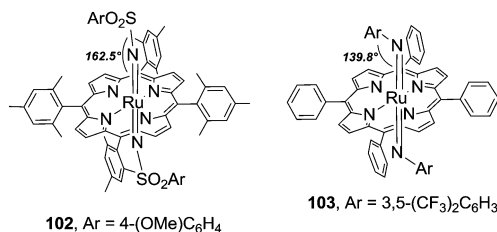


Fig. 4 Structures of ruthenium(vi) imido complexes **102** and **103**.

mechanism illustrated in Scheme 6, which corresponds to the release of the amine and pyrazole coordination, has not been provided.

Another class of bis-imido ruthenium(vi) complexes have been synthesised by Gallo *et al.* reacting ruthenium(II) porphyrins with an aryl azide excess. The complex Ru(TPP)(NAr)₂ (Ar = 3,5-(CF₃)₂C₆H₃) (**103**) was fully characterised and its molecular structure was determined by X-ray single crystal diffraction.^{28,36}

Complexes **102** and **103** (Fig. 4) have similar Ru=N distances (1.79(3) Å vs. 1.808(4) Å) in the range of double bonds but the two imido complexes differ in the Ru–N–X (X = S for **102** and X = C for **103**) imido angles. The angle of 162.5(3)° of **102** indicates almost a linearity of the imido moiety whilst the values of 139.8(3)° and 143.7(4)° for Ru–N₁–C and Ru–N₂–C, respectively, of **103** indicate the existence of bent imido angles.

Complex **103** displayed a good stability–reactivity relationship; it was stable for days in the solid state and decomposed when left standing in solution for a few hours. The bis-imido ruthenium(vi) complex **103** was active not only in stoichiometric nitrene transfer reaction from **103** to a C–H bond but was also an efficient catalyst of C–H amination. This last feature was essential to propose **103** as a possible key intermediate of the Ru(TPP)CO-catalysed amination reactions.

To shed some light on this reaction mechanism, a kinetic and theoretical investigation was undertaken. The kinetic investigation indicated the existence of another important catalytic intermediate which is formed by the reaction of Ru(TPP)CO with a single aryl azide molecule. This “elusive” Ru(IV)(TPP)(NAr)(CO) complex was suggested on the basis of kinetic data, however it was neither isolated nor spectroscopically observed. A DFT theoretical investigation of the allylic amination of cyclohexene confirmed kinetic results and indicated the existence of at least two different mechanisms in which, depending on experimental conditions, ruthenium(IV) (**D**) or ruthenium(VI) (**E**) complexes are involved.³⁷ The release of the CO axial ligand of **D** yields a penta-coordinated mono-imido complex which forms **E** by reacting with another aryl azide molecule. The mechanistic proposal, based on both kinetic and DFT studies (Fig. 5), is reported in Scheme 8.

The computations indicated that both ruthenium(IV) mono-imido (**D**) and ruthenium(VI) bis-imido intermediates (**E**) are active in their triplet state which is necessary to accomplish the radical reaction, the associated intersystem crossing is generally feasible. The radical nature of the reaction was experimentally proven by performing reactions in the presence of radical traps such as TEMPO.

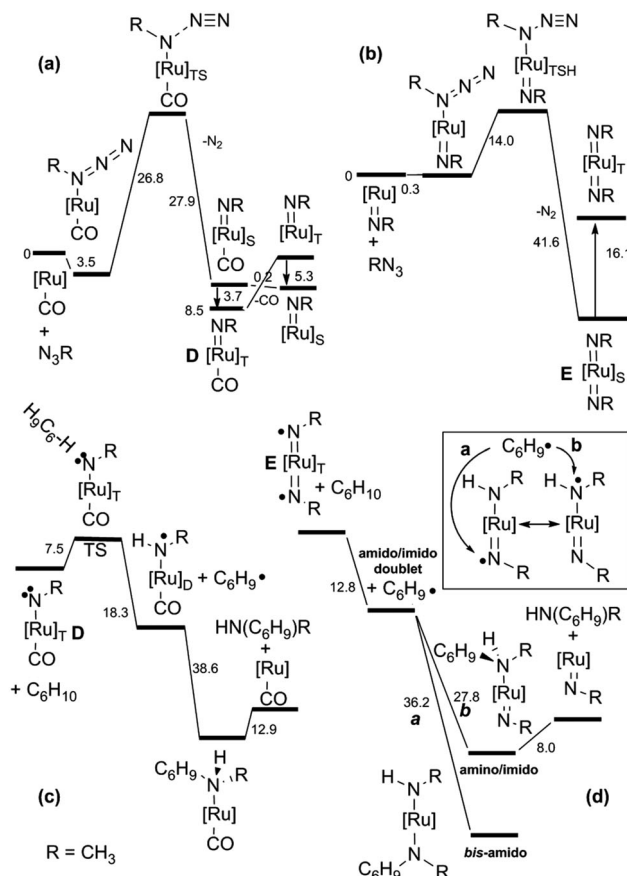
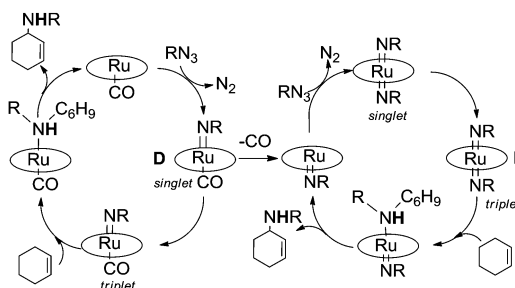


Fig. 5 Energy profiles (ΔG in kcal mol^{−1}) for (a) the **D** formation; (b) the **E** formation; (c) the **D** catalytic activity; (d) the **E** catalytic activity.

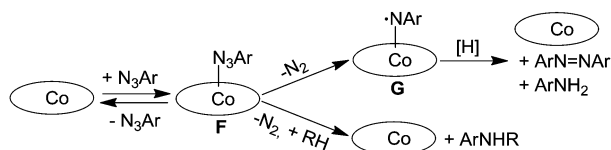


Scheme 8 Mechanism suggested on the basis of kinetic and DFT studies.

It is important to underline that a direct comparison between the two described DFT studies on the activity of complexes **102** and **103** may suggest a false analogy. In fact, the first study describes the stoichiometric transfer of a nitrene functionality from **102** to a C–H bond³⁵ while the second analyses the catalytic activity of **103** in the amination of allylic C–H bonds.³⁷ From these two different approaches a basic difference emerges, Che, Huang *et al.* interpreted the reactivity of the imido complex **102** based on the chemical evolution over a singlet ground state, while Manca, Gallo *et al.* underlined the critical importance of the triplet electronic configuration for the catalytic activity of **103**.

A completely different approach was necessary to study the cobalt(II) porphyrin-catalysed amination of C–H bonds. This is





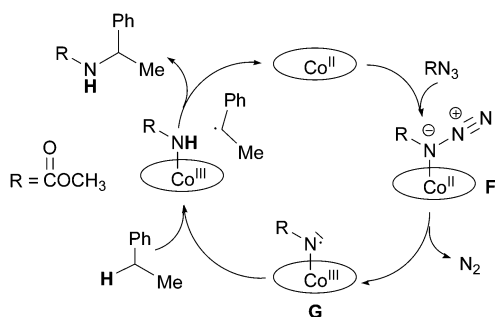
Scheme 9 Suggested mechanism of the Co(porphyrin)-catalysed amination of benzylic substrates by aryl azides.

due to the improbable formation of a diamagnetic cobalt(IV) imido intermediate from the reaction of cobalt(II) porphyrin with organic azide molecules. The first mechanistic proposal was provided in 2003 by Cenini *et al.* who, on the basis of a kinetic study,²² proposed that the first step of the benzylic amination by aromatic azides is a reversible coordination of the azide molecule to the cobalt(II) metal centre. This so-obtained cobalt(II) azido-adduct (**F**) can either react with the benzylic substrate forming the corresponding amine or lose molecular nitrogen in an unimolecular reaction to afford an imido intermediate (**G**) which could be responsible for the formation of by-products diazene and the primary amine corresponding to the azide employed (Scheme 9).

When deuterated toluene was used instead of toluene as a hydrocarbon substrate, a large isotopic effect ($k_{\text{H}}/k_{\text{D}} = 14$) was observed indicating that the cleavage of the C–H bond is involved in the rate determining step of the catalytic cycle. A similar mechanism was also suggested for the allylic amination catalysed by cobalt(II) porphyrins.²⁴

The mechanism of the cobalt porphyrin-catalysed amination of C–H bonds was further clarified by EPR and DFT studies recently performed by Zhang and de Bruin *et al.*³⁸ In this mechanistic investigation it was proposed that the nitrene radical species **G** (Scheme 9) is not only involved in the formation of by-products but it is the key-intermediate of the catalysis.

An intermediate of type **G** was detected by EPR in the reaction of Co(TPP) with TrocN₃ in the absence of a hydrocarbon substrate. The well resolved EPR spectrum was typical for nitrene radical ligand complexes and it fitted well with the simulated EPR spectrum. A DFT study of the reaction between methyl azidoformate, a model of TrocN₃, and ethyl benzene was then performed and it also supported the formation of **G** as the catalytic active species. The mechanistic proposal and relative energy profiles are shown in Scheme 10 and Fig. 6.



Scheme 10 Proposed mechanism of the Co(porphyrin)-catalysed amination of ethyl benzene by methyl azidoformate.

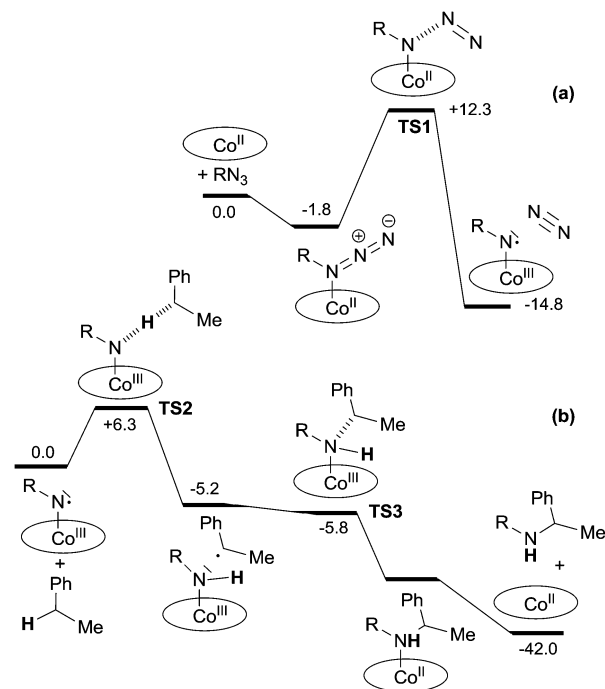
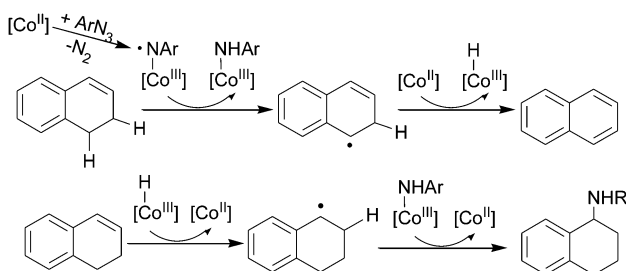


Fig. 6 Reaction profile (ΔH in kcal mol^{-1}) for the formation of (a) the nitrene radical species and (b) the benzylic amine.



Scheme 11 Reaction between tetrahydronaphthalene and ArN₃.

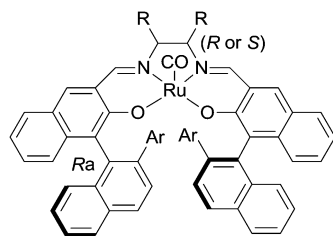
The formation of a cobalt(III) nitrene radical intermediate can also be proposed to understand the unusual formation of the amine of tetrahydronaphthalene from the reaction of dihydronaphthalene with an aryl azide (Scheme 11).³⁹

A mechanistic study on the iron(III) porphyrin-catalysed C–H amination has not been reported yet. It was suggested by Che *et al.* that the starting iron(III) complex can be reduced *in situ* to an iron(II) nitrene intermediate which evolves into the active iron(IV) imido derivatives.³² The latter is then responsible for the nitrene transfer reaction to the organic substrate.

2.2. Amination catalysed by metal Schiff base complexes (B)

Schiff base complexes are very active in *intramolecular* C–H amination and aziridination of olefins by organic azides⁵ but, to the best of our knowledge, only two papers by Katsuki *et al.* were published on the *intermolecular* amination of allylic and benzylic C–H bonds. The ruthenium(II) chiral catalysts employed (Fig. 7) promoted the enantioselective nitrene transfer from TsN₃ (ref. 40) and SESN₃ (SES = 2-(trimethylsilyl)ethanesulfonyl)⁴¹ to several hydrocarbons.





(*Ra,R*), R = $-(CH_2)_4-$, Ar = Ph: **104**
 (*Ra,R*), R = $-(CH_2)_4-$, Ar = 3,5-(F) $_2$ -4-(Me)C $_6$ H $_2$: **105**
 (*Ra,R*), R = $-(CH_2)_4-$, Ar = 3,5-(Cl) $_2$ -4-(TMS)C $_6$ H $_2$: **106**
 (*Ra,R*), R = $-(CH_2)_4-$, Ar = 3,5-(Cl) $_2$ C $_6$ H $_3$: **107**
 (*Ra,R*), R = $-(CH_2)_4-$, Ar = 3,5-(F) $_2$ C $_6$ H $_3$: **108**
 (*Ra,R*), R = $-(CH_2)_4-$, Ar = 2,6-(F) $_2$ C $_6$ H $_3$: **109**
 (*Ra,S*), R = $-(CH_2)_4-$, Ar = 2,6-(F) $_2$ C $_6$ H $_3$: **110**
 (*Ra,R*), R = Ph, Ar = 2,6-(F) $_2$ C $_6$ H $_3$: **111**

Fig. 7 Ruthenium(II) Schiff base catalysts employed in the *intermolecular* amination of C–H bonds.

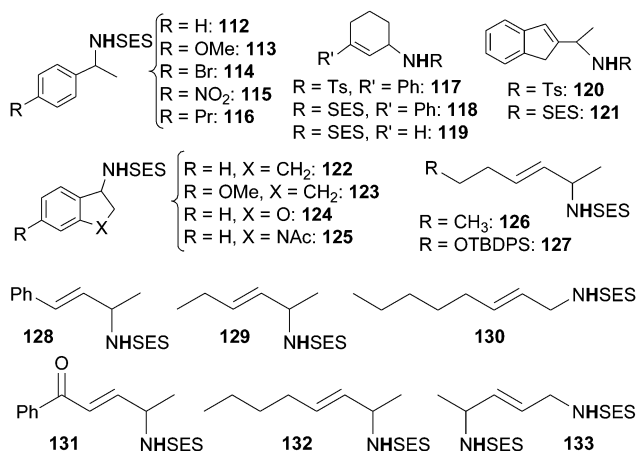


Chart 7 Benzylic and allylic amines obtained by **104** and **109**-catalysed amination (TBDPS = *tert*-butyldiphenyl silyl).

Among all the complexes reported in Fig. 7, complexes **104** and **109** showed better catalytic efficiency by using TsN $_3$ and SESN $_3$ respectively. All the obtained aminated compounds are shown in Chart 7.

The best catalytic results have been achieved by using SESN $_3$ as the nitrene source and **109** as the catalyst. Yields and enantioselectivities up to 99% and 99% ee respectively were obtained. It is worth noting that also the regioselectivity of the amination reaction was extremely high and that this data represents the best results in terms of enantioselective C–H amination by organic azides.

Iridium(III) Schiff base complexes were also tested as catalysts in the amination of indane using SESN $_3$ as the aminating agent; unfortunately the reaction occurred in low yields and modest enantioselectivities.⁴¹

2.3. Amination catalysed by dipyrromethene complexes (C)

2.3.1. Synthetic results. Iron(II) dipyrromethene complexes reported in Fig. 8 were recently synthesised and tested as C–H amination catalysts by Betley *et al.*^{42,43} All the complexes **134–138** were fully characterised and, in some cases, the X-ray molecular

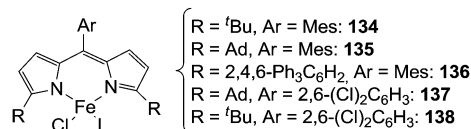


Fig. 8 Iron(II) dipyrromethene catalysts employed in the *intermolecular* amination of C–H bonds (Mes = mesityl, Ad = adamantyl).

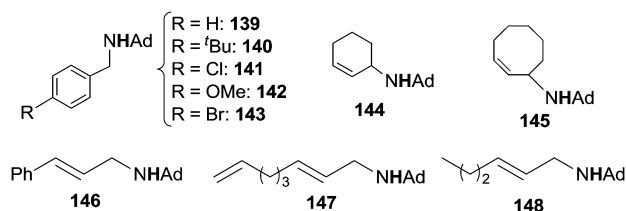


Chart 8 Benzylic and allylic amines synthesised by **137** and **138** catalysed amination.

structure determination was also provided. The oxidation state of iron atoms was assigned by magnetic measurements being consistent with high spin ($S = 2$) Fe(II) metal centres.

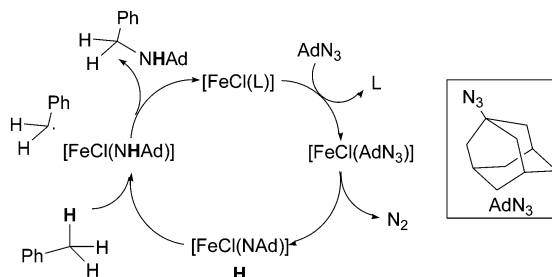
Initially, toluene was reacted with adamantyl azide (AdN $_3$) in the presence of complex **135** as the catalyst to yield the corresponding benzylic amine.⁴² Then, in order to enlarge the reaction scope, other substrates were aminated in the presence of iron catalysts (Fig. 8).⁴³ Complexes **137** and **138** showed the best catalytic efficiency to synthesize benzylic (**139–143**) and allylic (**144–148**) amines respectively (Chart 8).

2.3.2. Mechanistic investigation. In order to study the catalytic mechanism, the amination of toluene by adamantyl azide, as a model reaction, was investigated in the presence of **135**.

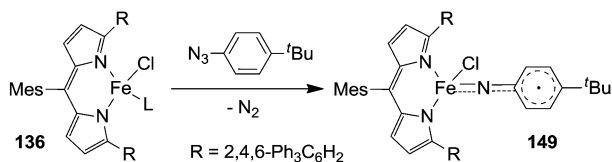
When the reaction was run in an equimolar toluene/toluene-*d* $_8$ mixture, an isotope effect k_H/k_D of 12.8 was observed indicating that the C–H bond cleavage was involved in the rate determining step of the cycle (Scheme 12).

The authors suggested the formation of imido complex **H** which is responsible for hydrogen atom abstraction from the toluene substrate after which a radical rebound process finally yields the desired benzylic amine.

The formation of type **H** complex was supported by the isolation of terminal imido complex **149** from the stoichiometric reaction of *p*-^tBuC $_6$ H $_4$ N $_3$ with **136** (Fig. 9).



Scheme 12 Proposed mechanism for the **135**-catalysed toluene amination by AdN $_3$.

Fig. 9 Synthesis of **149**.

The X-ray analysis of **149** disclosed the formation of a terminal iron-imido bond with a limited multiple-bond character.

This structural feature together with theoretical and magnetic data indicated the formation of a high-spin Fe^{III} (d^5 , $S = 5/2$) centre antiferromagnetically coupled with an imido-based radical ($S = 1/2$). The resulting complex can be indicated as a high-spin ($S = 2$) iron(III) imido radical species.

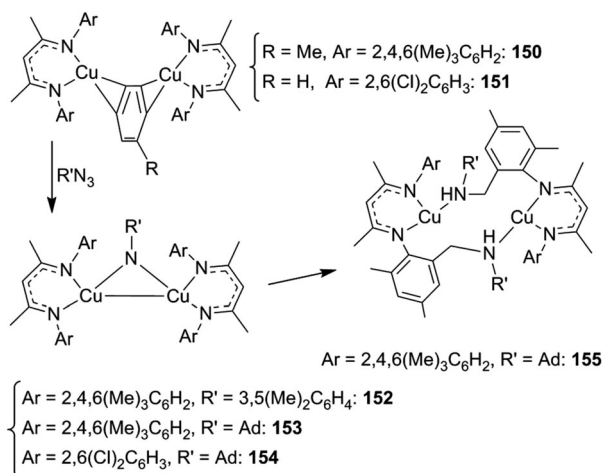
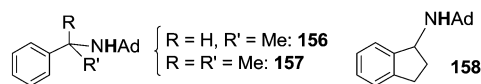
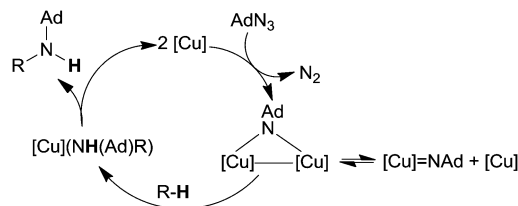
It is noteworthy that complex **149** was able to deliver the nitrene moiety to C–H bonds to support its probable involvement in the catalytic cycle.

2.4. Amination catalysed by β -diketiminato complexes (D)

2.4.1. Synthetic results. β -Diketiminato copper(I) complexes **150** and **151** were employed by T. H. Warren *et al.*, T. R. Cundari, T. H. Warren *et al.* as precursors of imido derivatives **152–154** shown in Scheme 13.^{44,45} All these complexes were obtained by the reaction of **150** or **151** with an organic azide and also were completely characterised by X-ray diffraction analysis.

When the synthesis of **153** was conducted at room temperature for a long time, the *intramolecular* insertion of an adamantly nitrene functionality into a C–H bond of one β -diketiminato *ortho*-methyl group of **153** was observed yielding complex **155** (Scheme 13). This reaction demonstrated the capacity of this class of complexes to insert a nitrene functionality into a C–H bond.

In order to avoid the *intramolecular* side reaction and to promote *intermolecular* aminations, complex **151**, which presents two chlorine atoms on the aryl *ortho* positions, was used as the starting material for the synthesis of imido complex **154**. The *intramolecular* amination of the copper complex was not observed and **151** was a competent catalyst for the *intermolecular*

Scheme 13 Synthesis of imido complexes **152–154**.Chart 9 Benzylic amines synthesised by **152** catalysed amination.Scheme 14 Suggested mechanism for a C–H amination catalysed by β -diketiminato copper(I) complexes.

amination of benzylic substrates. Compound **139** (Chart 8) together with compounds **156–158**, reported in Chart 9, were obtained in good yields.

2.4.2. Mechanistic investigation. Imido complexes (β -diketiminato) $\text{Cu}(\text{NR})$ were studied from a computational perspective by using several methods⁴⁶ providing a potentially controversial scenario. In fact, a DFT study revealed a triplet ($S = 1$) ground state, but CASSCF (Complete Active Space Self-Consistent-Field) calculations indicated that the singlet state ($S = 0$) is also energetically accessible and potentially active. The two species differ because the singlet copper nitrene has bent geometry, whereas triplet copper nitrene is linear.

The kinetic isotope effect $k_{\text{H}}/k_{\text{D}} = 5.3$, registered in the amination of ethyl benzene catalysed by **151**, suggested that nitrene C–H insertion may be the rate limiting step of the catalysis. The mechanism reported in Scheme 14 was proposed.

2.5. Amination catalysed by dirhodium complexes (E)

As supported by all data discussed up to now, best synthetic results were obtained by employing azides bearing EWG irrespective of the catalyst used. The positive effect of electrophilic azides has been recently underlined by the efficiency of nonafluorobutanesulfonyl azide ($\text{N}_3\text{SO}_2(\text{CF}_2)_3\text{CF}_3$, NfN_3) which aminated benzylic substrates in the presence of $\text{Rh}_2(\text{OAc})_4$.⁴⁷ No amination reaction occurred in the absence of the transition metal complex.

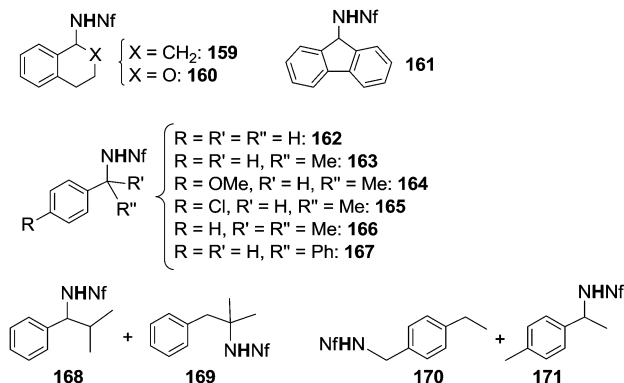
The scope of the reaction was explored and the obtained aza-derivatives are reported in Chart 10.

The practical importance of this reaction is also due to the chemical versatility of polyfluoroalkanesulfonamides. The reported methodology can be used for the synthesis of a variety of secondary amines by a stepwise procedure. The *N*-alkylation reaction affords *N,N*-disubstituted nonafluorobutanesulfonamides which can then be transformed into the corresponding *N*-alkylated amines.

3. Amination of unactivated sp^3 C–H bonds

Some of the catalysts mentioned up to now were also active in promoting the amination of compounds containing unactivated sp^3 C–H bonds such as alkanes (Scheme 1, path c).





These reactions confirm the high reactivity of some metallo-imido complexes or metallo-azido adducts (Scheme 5) in transferring the nitrene functionality into C–H bonds with high dissociation energy. Moreover, the amination of alkanes by organic azides constitutes a cost-effective strategy to obtain, in one pot, nitrogen containing molecules.

The syntheses of aza-derivatives shown in Chart 11 were performed in the presence of $\text{Rh}_2(\text{OAc})_4$,⁴⁷ Cu(i) complex **151**,⁴⁵ $\text{Fe}(\text{III})(\text{F}_{20}\text{-TPP})\text{Cl}$ ³² or $\text{Ru}(\text{IV})(\text{F}_{20}\text{-TPP})\text{Cl}_2$ (ref. 29) as the catalyst.

It is difficult to compare the catalytic productivity of the different methodologies exploited for synthesising products of Chart 11 due to the diversity of employed experimental conditions. Generally speaking, to insert a nitrene functionality into a strong C–H bond of alkanes it is necessary to employ an azide which displays a strong electrophilic character. However, in the presence of the copper catalyst **151** (Scheme 13), also an

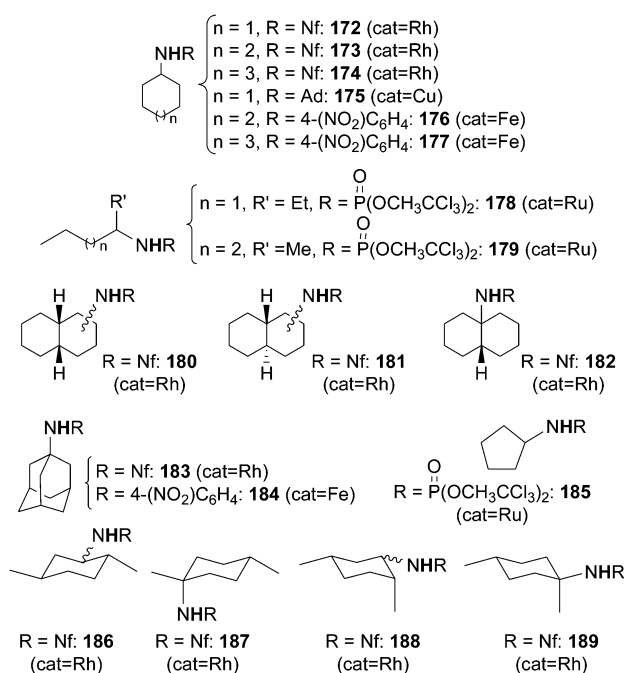


Chart 11 Aminated compounds derived by the reaction of RN_3 with alkanes. (Rh = $\text{Rh}_2(\text{OAc})_4$, Cu = **151**, Fe = $\text{Fe}(\text{III})(\text{F}_{20}\text{-TPP})\text{Cl}$, Ru = $\text{Ru}(\text{IV})(\text{F}_{20}\text{-TPP})\text{Cl}_2$).

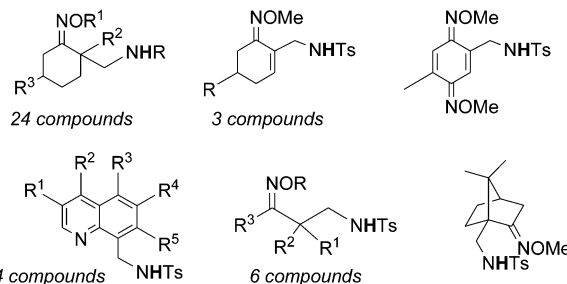


Chart 12 Aminated compounds derived by the reaction of ketoximes with organic azides in the presence of the $[\text{IrCp}^*\text{Cl}_2]_2$ -based catalyst.

alkyl azide such as adamathyl azide was reactive enough to aminate a cyclic alkane (Chart 11, product **175**).

Very recently, Chang *et al.* reported on the catalytic activity of $[\text{IrCp}^*\text{Cl}_2]_2$ (ref. 48) in the amination of ketoxime derivatives. The catalysis occurred in the presence of silver salt AgX which is necessary to form a cationic iridium complex as the catalytically active species (see paragraph 4.1.2. for the proposed mechanism). The reaction productivity was enhanced by adding acetate as an additive. The catalytic system $[\text{IrCp}^*\text{Cl}_2]_2/\text{AgNTf}_2/\text{AgOAc}$ (Tf = triflate) was active in promoting the formation of a large class of compounds reported in Chart 12.

The procedure reported above was also effective for *late-stage* C–H functionalisation of natural molecules with potential biological activities.

4. Amination of sp^2 C–H bonds

4.1. Amination of aromatic sp^2 C–H bonds

The amination of aromatic sp^2 C–H bonds has been amply studied for more than ten years^{49–56} but only recently organic azides have been considered as direct aminating agents. The latter procedure allows the amination to proceed without the formation of waste products except for N_2 (Scheme 1, path d). The presence of a directing group (DG) is always required (Scheme 15).

The catalysts employed to drive the reaction have a standard formula $[\text{M}(\text{L})\text{Cl}_2]_2$ where M = Rh(III),^{57–63} Ru(II)^{63–65} and Ir(III).^{66,67} These catalysts were always employed in the presence of silver salt AgX which is able to generate the catalytic active cationic species $[\text{M}(\text{L})]\text{X}_2$ from the neutral precursors (see below for mechanistic studies).

4.1.1. Synthetic results. The direct aromatic amination by organic azides was disclosed by Chang *et al.* in 2012⁵⁷ and since then many efforts have been made by the same research group to investigate in depth the reaction scope. Initial studies were performed in the presence of rhodium(III) complexes and $[\text{RhCp}^*\text{Cl}_2]_2$ was active in a very large pool of reactions in the presence of an excess of AgSbF_6 as the silver salt. Several aryl



Scheme 15 General scheme for the aryl amination by RN_3 .



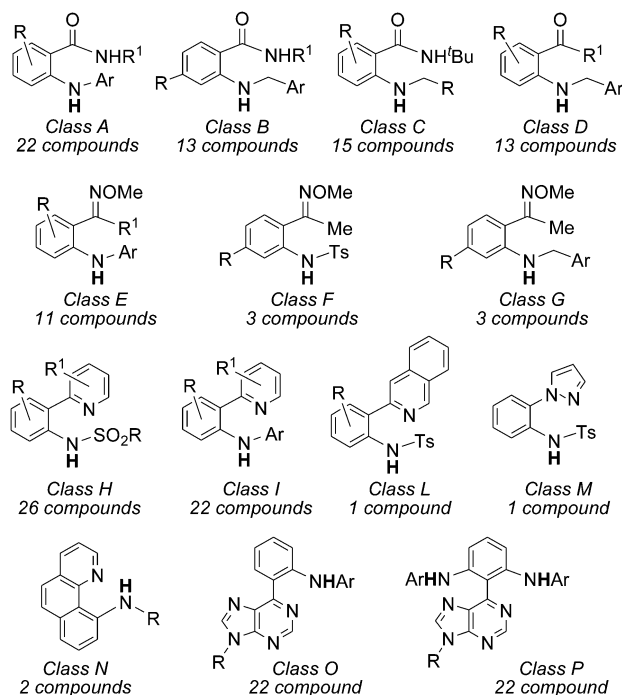


Chart 13 Aza-compounds obtained by $[\text{RhCp}^*\text{Cl}_2]_2$ -catalysed reactions.

skeletons, azides and directing groups were tested and a massive number of aza-derivatives were obtained.

In order to give the reader an overview of the synthetic potentiality of $[\text{RhCp}^*\text{Cl}_2]_2$ -based catalysis, several classes of aminated compounds are summarised in Chart 13. The chemical nature of all the substituents is not provided due to space constraints.

Classes A, B and C have been obtained by reacting benzamide derivatives with aryl,⁵⁷ benzyl⁶⁰ and alkyl azides.⁶⁰ Even if the reactivity of alkyl azides is generally modest in sp^3 C–H aminations, all of these three classes of azides afforded high yields of desired compounds. The catalytic system also works well in the amination of aromatic ketones with satisfactory yields (class D).⁶⁰

In view of positive synthetic results, Chang *et al.* turned their attention to the amination of aryl ketoximes and data indicated that the NOME group is also very active as well to correctly drive the C–H amination (classes E, F and G).^{57,60}

A large number of aza-derivatives were synthesised by using N-heterocyclic compounds as directing groups (DG) (classes H–N)^{58,59} and the best results were achieved by using azides bearing electron withdrawing groups (EWG). Interestingly, when purine was present on the aryl moiety as the DG,⁶² it was possible to isolate the mono and bis-aminated compounds depending on the experimental conditions employed (classes O and P).

Compounds belonging to classes A, D, H, M and F (Chart 13) were also obtained by using the $[\text{RuCl}_2(p\text{-cymene})]_2$ -based catalytic system. In 2013 two manuscripts by Chang *et al.*⁶⁴ and Jiao *et al.*⁶⁵ contemporarily appeared on this topic reporting almost identical results. The only difference between the two papers is the silver salt employed; AgNTf_2 (Tf = triflate) was used by Chang *et al.* while

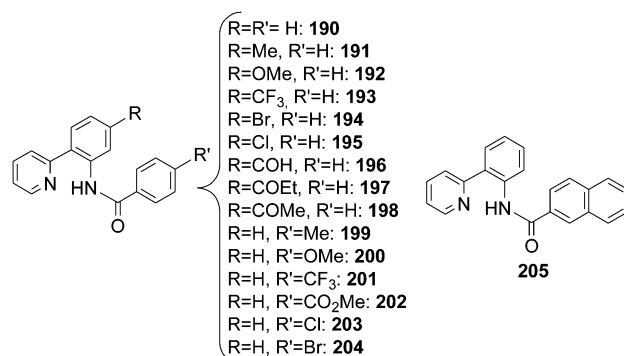


Chart 14 Aza-compounds obtained by $[\text{RuCl}_2(p\text{-cymene})]_2$ catalysed reactions.

Jiao *et al.* used AgSbF_6 . In both reported syntheses, sulfonyl azides were employed as aminating agents.

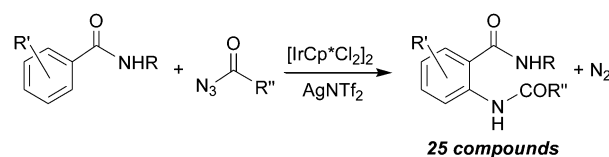
$[\text{RuCl}_2(p\text{-cymene})]_2/\text{AgSbF}_6$ combination in the presence of the acid additive 2-(NO_2) $\text{C}_6\text{H}_4\text{COOH}$ was also active in the amination of 2-phenyl pyridines by using acyl azide as a nitrene source.⁶⁸ Isolated compounds are reported in Chart 14.

The synthetic strategy illustrated above for the amination of aromatic C–H bonds was further improved by employing milder experimental conditions in terms of temperatures and times of reactions and catalyst loading. This goal was reached by running aminations in the presence of $[\text{IrCp}^*\text{Cl}_2]_2/\text{AgNTf}_2$ catalytic systems.^{66,67} The amination of aryl benzamides by acyl azides was effective in obtaining twenty-five aza-derivatives and their general synthesis is reported in Scheme 16.⁶⁶

The authors also tested the applicability of the catalytic procedure to aminate aromatic compounds containing other directing groups, finding that this methodology displayed a general applicability and that it can also be exploited to synthesise natural molecules such as peptides.

To enlarge the reaction scope, the $[\text{IrCp}^*\text{Cl}_2]_2/\text{AgNTf}_2$ catalytic system was tested in amination reactions with sulfonyl or aryl azides as aminating agents. Several compounds belonging to almost all the classes reported in Chart 13 were obtained under mild experimental conditions, together with a new class of aza-derivatives achieved by aminating aryl carbamates with tosyl azide (Chart 15).

4.1.2. Mechanistic investigation. The mechanism of the aromatic amination promoted by $[\text{M}(\text{L})\text{Cl}_2]_2$ was investigated in detail. In all cases the first step of the catalysis was the reaction of $[\text{M}(\text{L})\text{Cl}_2]_2$ with silver salt AgX during which the chlorine atom of the pre-catalyst was replaced by a non-coordinating anion X^- . The driving force of the reaction was the AgCl formation (Scheme 17).



Scheme 16 General reaction between aryl benzamides and acyl azides catalysed by the $[\text{IrCp}^*\text{Cl}_2]_2/\text{AgNTf}_2$ system.



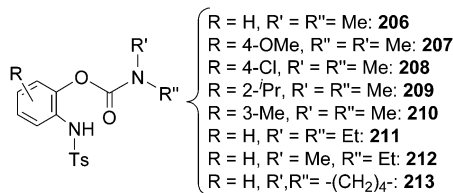
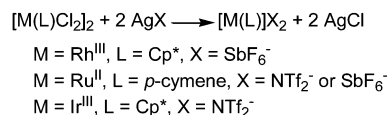


Chart 15 Aza-derivatives obtained by the reaction of aryl carbamates with tosyl azide in the presence of the $[\text{RhCp}^*\text{Cl}_2]_2/\text{AgNTf}_2$ system.



Scheme 17 Formation of $[\text{M}(\text{L})]\text{X}_2$.

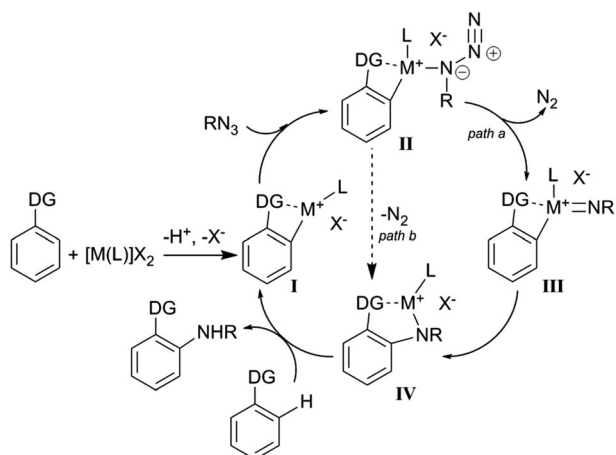
For all catalytic systems presented in paragraph 4.1 it is possible to envisage a sequence of analogous mechanistic steps. First, the formed $[\text{M}(\text{L})]\text{X}_2$ complex can generate, by reaction with the aromatic substrate, a cationic metallacycle active species (**I**), which can coordinate the azide to promote the insertion of the nitrene unit into the aromatic C–H bond.

Scheme 18 provides a general mechanism which will be discussed in more depth for each catalytic system below.

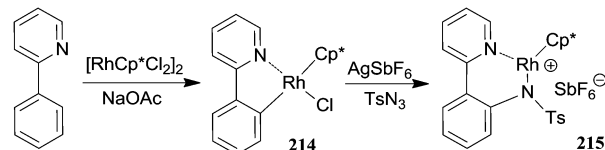
As shown in Scheme 18, the directing group (DG) plays a key role in the mechanism responsible for the formation of the metallacycle **I**. The unsaturated metallacycle **I** can coordinate the organic azide yielding **II** either by formation of the metal-imido complex **III** (path a) or by directly releasing molecular nitrogen (path b). The reaction of **IV** with a proton source reforms the catalytic active species **I** with the contemporary formation of the aromatic amine.

The mechanism of the $[\text{RhCp}^*\text{Cl}_2]_2/\text{AgSbF}_6$ catalytic system was investigated by kinetic and theoretical studies and by isolating several intermediates.⁶¹ Complexes of type **I** and **IV** (Scheme 18) were isolated from the reaction of 2-phenyl pyridine with *p*-toluenesulfonazide (TsN_3) and fully characterised also by X-ray diffraction analysis (Scheme 19).

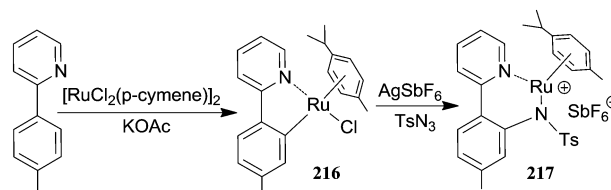
The involvement of complexes **214** and **215** in the catalytic cycle was supported by the catalytic activity of **214** in the



Scheme 18 General mechanism for aminations catalysed by $[\text{M}(\text{L})\text{Cl}_2]_2/\text{AgX}$.



Scheme 19 Formation of complexes **214** (type **I**, Scheme 18) and **215** (type **IV**, Scheme 18).



Scheme 20 Synthesis of complexes **216** and **217**.

amination of 2-phenyl pyridine by TsN_3 and by the release of the aromatic amine from **215** when it was left reacting with a 2-phenyl pyridine excess as the proton source. This protodemetalation reaction was the last step of the cycle, being responsible for the regeneration of the catalyst **I**.

Considering that all the efforts to isolate or spectroscopically detect complexes of type **II** and **III** failed, Chang *et al.*⁶¹ performed a DFT study to shed some light on the catalytic mechanism. The theoretical study indicated rhodium(IV) imido complex formation as an energetically favourable process (path a, Scheme 18) and ruled out the direct conversion of **I** into **IV** by a concerted mechanism (path b, Scheme 18).

A kinetic isotope effect $k_{\text{H}}/k_{\text{D}}$ (with values in the range 2–4) was observed in the amination of different substrates when they were tested in mixture with their deuterated form. These experiments indicated that the C–H bond cleavage was involved in the rate determining step of the cycle. An analogous mechanism was proposed by the same authors for the $[\text{Ir}^{\text{III}}\text{Cp}^*\text{Cl}_2]_2$ -catalysed reactions.⁶⁶

Mechanistic studies conducted on $[\text{Rh}^{\text{III}}\text{Cp}^*\text{Cl}_2]_2$ -catalysed reactions laid the foundations to express an analogous mechanism for the aromatic amination catalysed by $[\text{Ru}^{\text{II}}\text{Cl}_2(p\text{-cymene})]_2$. The metallacycle **216** of type **I** (Scheme 18) was isolated and structurally characterised by Chang *et al.*⁶⁴ from the reaction of 2-(*p*-tolyl)pyridine with $[\text{Ru}^{\text{II}}\text{Cl}_2(p\text{-cymene})]_2$. The treatment of **216** with sulfonyl azide gave the corresponding amido complex **217** which was detected by mass spectroscopy (Scheme 20).

Also in this mechanistic investigation a kinetic isotope effect was registered indicating that the C–H cleavage is the rate limiting step of the process. The mechanistic analogies between ruthenium(II) and rhodium(III) catalysed processes allow the authors to assume equivalent catalytic cycles for both aminations of aromatic C–H bonds (Scheme 18).

4.2. Amination of sp^2 C–H bonds of indoles and aldehydes

The reaction of indoles with organic azides afforded different compounds depending on the nature of the catalyst employed. When the $[\text{RhCp}^*\text{Cl}_2]_2/\text{AgSbF}_6$ catalytic system was used, the



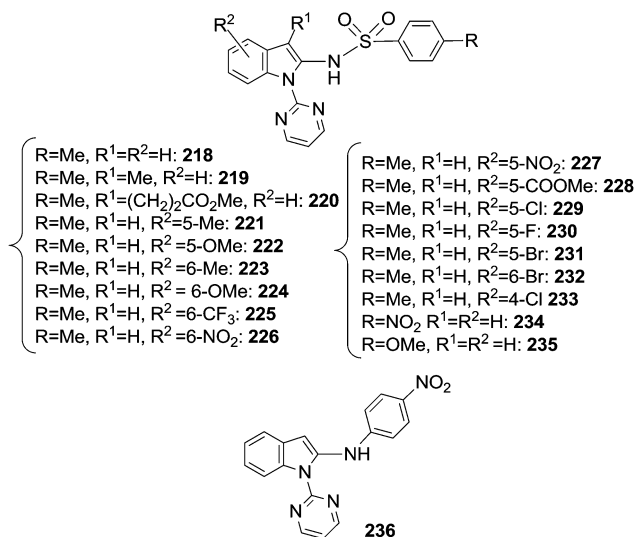


Chart 16 C2 aminated indoles.

insertion of the nitrene moiety from an aryl azide was observed at the C2 position of the indole skeleton.⁵⁷ The same position was also aminated by sulfonyl azides in the presence of [Cp*Rh(MeCN)₃](SbF₆)₂ as the catalyst.⁶⁹ In Chart 16 the obtained C2 aminated indoles are displayed.

It should be noted that the reaction of indoles with aromatic azides did not afford the corresponding aminated compounds when the catalyst [RhCp*Cl₂]₂/AgSbF₆ was replaced by [Cp*Rh(MeCN)₃](SbF₆)₂. In both cases, the DG pyrimidyl group can easily be removed yielding a wide class of 2-amino substituted indoles.

A different reactivity of aromatic azides towards indoles was observed by Che *et al.* by performing reactions in the presence of Ru(TPP)CO as the catalyst; the diimination of indoles was achieved instead of the formation of C2 aminated compounds.⁷⁰ The study of the reaction scope allowed the synthesis of twenty differently substituted indoles (Chart 17).

2,3-Diimination products were the only obtained aminated compounds and the monoiminated or aminated indole was neither obtained nor detected when the reaction was also performed by using an excess of indole.

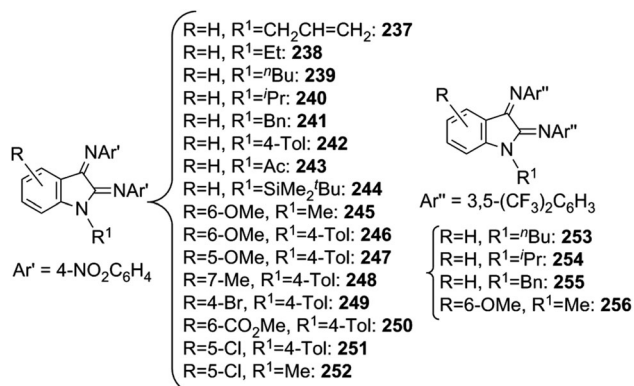
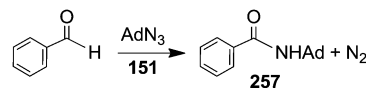
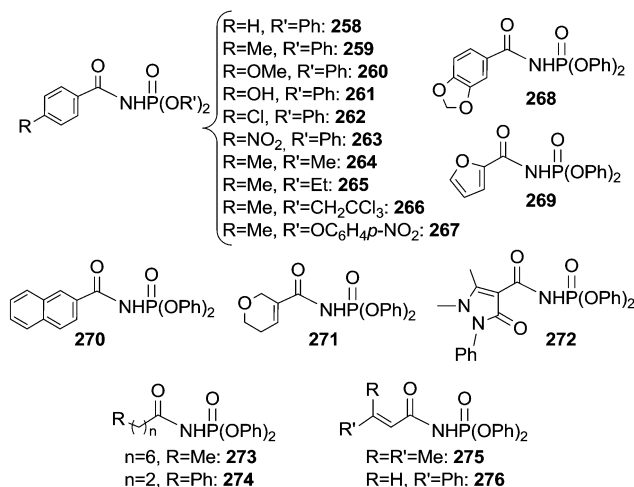


Chart 17 Ru(TPP)CO-catalysed diimination of indoles.

Scheme 21 Amidation of benzaldehyde by AdN₃ catalysed by **152**.Chart 18 Aza-compounds obtained by the reaction of aldehydes with phosphoryl azides in the presence of Ru(IV)(TPP)Cl₂.

A preliminary mechanistic study indicated that, when 3,5-(CF₃)₂C₆H₃N₃ was used as the aromatic azide, the bis-imido ruthenium(vi) porphyrin **103**^{28,36} can be suggested as the catalytic active intermediate.

Organic azides are also competent aminating agents of sp² C-H bonds of aldehydes. In 2008 Cundari and Warren *et al.*⁴⁵ reported on the catalytic activity of complex **151** in the amidation of benzaldehyde with AdN₃ (Scheme 21).

Some years later, Che *et al.*⁷¹ reported on the catalytic activity of the Ru(IV)(TPP)Cl₂ complex in the same reaction by using phosphoryl azide as a nitrene source. The procedure was effective with several aldehydes and azides affording a large class of derivatives (Chart 18).

The deuterium kinetic isotope effect for the reaction of benzaldehyde, benzaldehyde-d₆ and N₃P(O)(OCH₂CCl₃)₂ gave a k_H/k_D value of 4.1 indicating that the C-H bond cleavage is the rate determining step of the catalysis.

5. Conclusions

The aim of this feature article is to present the state of the art on the use of organic azides as efficient reagents for *inter*-molecular amination of C-H bonds. The incredible number of reported aza-compounds points out the great versatility of this class of aminating agents, which are currently receiving great interest from the scientific community.

Several catalysts have been tested and in some cases complementary results have been reached in the presence of different catalytic systems. Therefore, it is possible to afford structurally dissimilar aza-derivatives starting from similar starting materials. Many efforts have been made to optimise



catalytic protocols and to understand mechanisms with the belief that it is always necessary to have knowledge of catalytic pathways for planning more efficient synthetic procedures.

Considering the social request for eco-friendly chemical processes to synthesise fine chemicals, we strongly believe that organic azides are going to occupy a prominent role as aminating reagents in the near future. The production of benign N₂ as the only by-product, coupled with the high atom efficiency and selectivity of nitrene transfer reactions, is an ideal starting point to design new and more sustainable synthetic procedures.

Notes and references

- P. Griess, *Proc. R. Soc. London*, 1864, **13**, 375–384.
- S. Bräse, C. Gil, K. Knepper and V. Zimmermann, *Angew. Chem., Int. Ed.*, 2005, **44**, 5188–5240.
- Organic Azides Syntheses and Applications*, ed. S. Bräse and K. Banert, John Wiley & Sons Ltd., 2010.
- J. Yamaguchi, A. D. Yamaguchi and K. Itami, *Angew. Chem., Int. Ed.*, 2012, **51**, 8960–9009.
- T. Uchida and T. Katsuki, *Chem. Rec.*, 2014, **14**, 117–129.
- S. Chiba, *Synlett*, 2012, 21–44.
- T. G. Driver, *Org. Biomol. Chem.*, 2010, **8**, 3831–3846.
- M. Minozzi, D. Nanni and P. Spagnolo, *Chem. – Eur. J.*, 2009, **15**, 7830–7840.
- T. Katsuki, *Chem. Lett.*, 2005, 1304–1309.
- S. Cenini, E. Gallo, A. Caselli, F. Ragaini, S. Fantauzzi and C. Piangiolino, *Coord. Chem. Rev.*, 2006, **250**, 1234–1253.
- S. Fantauzzi, A. Caselli and E. Gallo, *Dalton Trans.*, 2009, 5434–5443.
- T. G. Driver, *Nat. Chem.*, 2013, **5**, 736–738.
- P. Panchaud, L. Chabaud, Y. Landais, C. Ollivier, P. Renaud and S. Zigmantas, *Chem. – Eur. J.*, 2004, **10**, 3606–3614.
- S. Cenini, F. Ragaini, E. Gallo and A. Caselli, *Curr. Org. Chem.*, 2011, **15**, 1578–1592.
- B. J. Stokes and T. G. Driver, *Eur. J. Org. Chem.*, 2011, 4071–4088.
- G. Smolinsky, *J. Am. Chem. Soc.*, 1961, **83**, 2489–2493.
- K. R. Henery-Logan and R. A. Clark, *Tetrahedron Lett.*, 1968, 801–806.
- R. A. Abramovitch and E. P. Kyba, *J. Am. Chem. Soc.*, 1974, **96**, 480–488.
- E. F. V. Scriven and K. Turnbull, *Chem. Rev.*, 1988, **88**, 297–368.
- H. Kwart and A. A. Khan, *J. Am. Chem. Soc.*, 1967, **89**, 1951–1953.
- S. Cenini, E. Gallo, A. Penoni, F. Ragaini and S. Tollari, *Chem. Commun.*, 2000, 2265–2266.
- F. Ragaini, A. Penoni, E. Gallo, S. Tollari, C. Li Gotti, M. Lapadula, E. Mangioni and S. Cenini, *Chem. – Eur. J.*, 2003, **9**, 249–259.
- A. Caselli, E. Gallo, F. Ragaini, F. Ricatto, G. Abbiati and S. Cenini, *Inorg. Chim. Acta*, 2006, **359**, 2924–2932.
- A. Caselli, E. Gallo, S. Fantauzzi, S. Morlacchi, F. Ragaini and S. Cenini, *Eur. J. Inorg. Chem.*, 2008, 3009–3019.
- M. Weber, G. Yilmaz and G. Wille, *Chim. Oggi*, 2011, **29**, 8–10.
- H.-J. Lu, V. Subbarayan, J.-R. Tao and X. P. Zhang, *Organometallics*, 2010, **29**, 389–393.
- D. Intrieri, A. Caselli, F. Ragaini, S. Cenini and E. Gallo, *J. Porphyrins Phthalocyanines*, 2010, **14**, 732–740.
- D. Intrieri, A. Caselli, F. Ragaini, P. Macchi, N. Casati and E. Gallo, *Eur. J. Inorg. Chem.*, 2012, 569–580.
- W. Xiao, J. Wei, C.-Y. Zhou and C.-M. Che, *Chem. Commun.*, 2013, **49**, 4619–4621.
- K.-H. Chan, X. Guan, V. K.-Y. Lo and C.-M. Che, *Angew. Chem., Int. Ed.*, 2014, **53**, 2982–2987.
- P. Zardi, A. Caselli, P. Macchi, F. Ferretti and E. Gallo, *Organometallics*, 2014, **33**, 2210–2218.
- Y. Liu and C.-M. Che, *Chem. – Eur. J.*, 2010, **16**, 10494–10501.
- S.-M. Au, J.-S. Huang, W.-Y. Yu, W.-H. Fung and C.-M. Che, *J. Am. Chem. Soc.*, 1999, **121**, 9120–9132.
- S. K.-Y. Leung, W.-M. Tsui, J.-S. Huang, C.-M. Che, J.-L. Liang and N. Zhu, *J. Am. Chem. Soc.*, 2005, **127**, 16629–16640.
- Z. Guo, X. Guan, J.-S. Huang, W.-M. Tsui, Z. Lin and C.-M. Che, *Chem. – Eur. J.*, 2013, **19**, 11320–11331.
- S. Fantauzzi, E. Gallo, A. Caselli, F. Ragaini, N. Casati, P. Macchi and S. Cenini, *Chem. Commun.*, 2009, 3952–3954.
- G. Manca, E. Gallo, D. Intrieri and C. Mealli, *ACS Catal.*, 2014, **4**, 823–832.
- V. Lyaskovskyy, A. I. O. Suarez, H. Lu, H. Jiang, X. P. Zhang and B. de Bruin, *J. Am. Chem. Soc.*, 2011, **133**, 12264–12273.
- P. Zardi, D. Intrieri, A. Caselli and E. Gallo, *J. Organomet. Chem.*, 2012, **716**, 269–274.
- K. Omura, M. Murakami, T. Uchida, R. Irie and T. Katsuki, *Chem. Lett.*, 2003, 354–355.
- Y. Nishioka, T. Uchida and T. Katsuki, *Angew. Chem., Int. Ed.*, 2013, **52**, 1739–1742.
- E. R. King, E. T. Hennessy and T. A. Betley, *J. Am. Chem. Soc.*, 2011, **133**, 4917–4923.
- E. T. Hennessy, R. Y. Liu, D. A. Iovan, R. A. Duncan and T. A. Betley, *Chem. Sci.*, 2014, **5**, 1526–1532.
- Y. M. Badiei, A. Krishnaswamy, M. M. Melzer and T. H. Warren, *J. Am. Chem. Soc.*, 2006, **128**, 15056–15057.
- Y. M. Badiei, A. Dinescu, X. Dai, R. M. Palomino, F. W. Heinemann, T. R. Cundari and T. H. Warren, *Angew. Chem., Int. Ed.*, 2008, **47**, 9961–9964.
- T. R. Cundari, A. Dinescu and A. B. Kazi, *Inorg. Chem.*, 2008, **47**, 10067–10072.
- J. R. Suarez and J. L. Chiara, *Chem. Commun.*, 2013, **49**, 9194–9196.
- T. Kang, Y. Kim, D. Lee, Z. Wang and S. Chang, *J. Am. Chem. Soc.*, 2014, **136**, 4141–4144.
- G. Evano, N. Blanchard and M. Toumi, *Chem. Rev.*, 2008, **108**, 3054–3131.
- F. Paul, J. Patt and J. F. Hartwig, *J. Am. Chem. Soc.*, 1994, **116**, 5969–5970.
- A. S. Guram and S. L. Buchwald, *J. Am. Chem. Soc.*, 1994, **116**, 7901–7902.
- M. Kosugi, M. Kameyama and T. Migita, *Chem. Lett.*, 1983, 927–928.
- M. Kim and S. Chang, *Org. Lett.*, 2010, **12**, 1640–1643.
- R. T. Gephart and T. H. Warren, *Organometallics*, 2012, **31**, 7728–7752.
- M. Zhang and A. Zhang, *Synthesis*, 2012, 1–14.
- J. E. R. Sadig and M. C. Willis, *Synthesis*, 2011, 1–22.
- J. Ryu, K. Shin, S. H. Park, J. Y. Kim and S. Chang, *Angew. Chem., Int. Ed.*, 2012, **51**, 9904–9908.
- J. Y. Kim, S. H. Park, J. Ryu, S. H. Cho, S. H. Kim and S. Chang, *J. Am. Chem. Soc.*, 2012, **134**, 9110–9113.
- C. Tang, Y. Yuan, Y. Cui and N. Jiao, *Eur. J. Org. Chem.*, 2013, 7480–7483.
- K. Shin, Y. Baek and S. Chang, *Angew. Chem., Int. Ed.*, 2013, **52**, 8031–8036.
- S. H. Park, J. Kwak, K. Shin, J. Ryu, Y. Park and S. Chang, *J. Am. Chem. Soc.*, 2014, **136**, 2492–2502.
- H. J. Kim, M. J. Ajitha, Y. Lee, J. Ryu, J. Kim, Y. Lee, Y. Jung and S. Chang, *J. Am. Chem. Soc.*, 2014, **136**, 1132–1140.
- K. Shin, J. Ryu and S. Chang, *Org. Lett.*, 2014, **16**, 2022–2025.
- J. Kim, J. Kim and S. Chang, *Chem. – Eur. J.*, 2013, **19**, 7328–7333.
- Q.-Z. Zheng, Y.-F. Liang, C. Qin and N. Jiao, *Chem. Commun.*, 2013, 5654–5656.
- J. Ryu, J. Kwak, K. Shin, D. Lee and S. Chang, *J. Am. Chem. Soc.*, 2013, **135**, 12861–12868.
- D. Lee, Y. Kim and S. Chang, *J. Org. Chem.*, 2013, **78**, 11102–11109.
- K. Shin, J. Ryu and S. Chang, *Org. Lett.*, 2014, **16**, 2022–2025.
- J. Shi, B. Zhou, Y. Yang and Y. Li, *Org. Biomol. Chem.*, 2012, **10**, 8953–8955.
- J. Wei, W. Xiao, C.-Y. Zhou and C.-M. Che, *Chem. Commun.*, 2014, **50**, 3373–3376.
- W. Xiao, C.-Y. Zhou and C.-M. Che, *Chem. Commun.*, 2012, **48**, 5871–5873.

