

Ionic liquids for energy, materials, and medicine

Cite this: *Chem. Commun.*, 2014, 50, 9228M. Smiglak,^a J. M. Pringle,^b X. Lu,^c L. Han,^c S. Zhang,^{*c} H. Gao,^c D. R. MacFarlane^{*d} and R. D. Rogers^{*e}Received 18th March 2014,
Accepted 6th May 2014

DOI: 10.1039/c4cc02021a

www.rsc.org/chemcomm

As highlighted by the recent *ChemComm* web themed issue on ionic liquids, this field continues to develop beyond the concept of interesting new solvents for application in the greening of the chemical industry. Here some current research trends in the field will be discussed which show that ionic liquids research is still aimed squarely at solving major societal issues by taking advantage of new fundamental understanding of the nature of these salts in their low temperature liquid state. This article discusses current research trends in applications of ionic liquids to energy, materials, and medicines to provide some insight into the directions, motivations, challenges, and successes being achieved with ionic liquids today.

Introduction

The recent *ChemComm* web themed issue on ionic liquids¹ highlighted the continued evolution of research into the fundamental nature and new applications of ionic liquids (ILs). This evolution has meant that ILs are now not only considered as important alternative, and occasionally “Green”, solvents, but as materials with unique and tuneable properties which can be adjusted by selecting appropriate ions for a specific need. This unique ability to tune the properties, often with just selection of the ions rather than covalent modification, makes ILs attractive for a range of applications, from materials science to electrochemistry and from catalysis to medicinal chemistry. In this article, we discuss current research trends and potential future directions in applications of ILs in three major fields of societal importance: energy, materials, and medicines. Our intent is not to provide comprehensive reviews of these fields, rather to provide some insight into the directions, motivations, challenges, and successes being achieved today. In each case more detailed reviews are available to which the interested reader is referred for more in depth discussion.

Ionic liquids – impact on old and new energy technologies

1. Cleaning of the old: CO₂ and SO₂ capture and separation by ionic liquids

1.1. CO₂. Without doubt, all aspects of the sustainability of energy supply have become one of the major challenges facing science and technology today. Issues arising from fossil-fuel derived CO₂ accumulation in both the atmosphere and the ocean are causing increasing concern.² A variety of strategies to reduce the emissions of CO₂ and development towards other forms of energy supply are desperately needed and ILs clearly have a role as new materials to support these developments. A more detailed review of a number of energy applications of ILs has recently been published by some of the authors.³

In this context, ILs increasingly are a major focus of attention in developing second generation technologies for CO₂ capture and separation. Existing CO₂ capture technology is hampered by the energy cost of the absorption–desorption cycle and the chemical cost of the absorber lost to evaporation. IL-based absorbers have the potential to solve both of these issues by harnessing the intrinsic low volatility of the IL and careful tuning of the absorber functionality. However, the cost of these materials remains a major impediment and recent work has focused on how to achieve the high absorption capacity on a g(CO₂)/g(IL) basis in an IL that is intrinsically of low cost to manufacture. At present, research on ILs for CO₂ capture revolves mostly around four main groups of ILs; conventional (or commonly known and used) ILs, functionalized ILs (in the cation or in the anion), supported IL membranes, and IL-based mixtures.

As the CO₂ solubility in conventional ILs is typically not sufficient for large-scale use, focus has shifted to functionalized

^a Poznan Science and Technology Park, Adam Mickiewicz University Foundation, 61-612 Poznan, Poland

^b ARC Centre of Excellence for Electromaterials Science, Deakin University, Burwood, VIC 3125, Australia

^c Institute of Process Engineering, Chinese Academy of Sciences, Beijing 100190, China. E-mail: sjzhang@ipe.ac.cn

^d School of Chemistry, Monash University, Clayton, Victoria 3800, Australia. E-mail: douglas.macfarlane@monash.edu

^e Center for Green Manufacturing and Department of Chemistry, The University of Alabama, Tuscaloosa, AL 35487, USA. E-mail: rdrogers@ua.edu



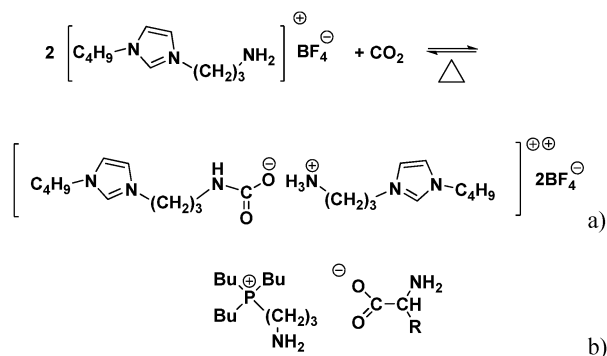


Fig. 1 (a) Proposed reaction mechanism for uptake of CO₂ by carbamate formation in the reaction between [NH₂p-bim][BF₄] and CO₂.⁴ (b) Structure of the dual amino-functionalized phosphonium ILs ([aP₄₄₄₃][AA]). [AA] = [Ala], [Arg], [Asn], [Asp], [Cys], [Gln], [Glu], [Gly], [His], [Ile], [Leu], [Lys], [Met], [Phe], [Pro], [Ser], [Thr], [Trp], [Tyr], and [Val].^{5,6}

ILs with high CO₂ capacity. The first amine functionalized IL for CO₂ capture was reported by Davis *et al.*, (Fig. 1a); this IL could capture 0.5 mole CO₂ per mole of IL in 3 h under ambient pressure.⁴ This limiting stoichiometry is expected on the basis of carbamate formation by reaction of the CO₂ with the amine functional group. However, its viscosity was found to be too high to capture CO₂ on an industrial scale.

Amino acid-based ILs have potential for use in CO₂ capture because they possess amine functional groups and Zhang *et al.*^{5,6} developed a series of single and dual amino-functionalized phosphonium ILs for CO₂ capture (Fig. 1b). Because their viscosities were also high, they were supported on porous silica gel where they exhibited stoichiometric uptake of 0.5 mol and 1.0 mol CO₂ per mole IL.^{5,6} Gurkan *et al.*, also used amino acid-based ILs and observed stoichiometric CO₂ uptake.⁷

Recently, Wang *et al.*, developed an efficient CO₂ capture method based on anion-functionalized protic ILs (PILs). The results showed that these ILs had higher CO₂ capacities than the above mentioned ILs. Moreover, CO₂ absorption into, and release from these IL could be repeatedly cycled 25 times with high absorption capacity.^{8–12} Nonetheless, these functionalized ILs were not easy to synthesize and purify.

While many ILs described for CO₂ absorption over the last 5 years have exhibited excellent capacity on a molar basis, usually indicating completion of carbamate formation, many of these compounds do not compare well on a weight/weight (w/w) or a weight/volume (w/v) basis because of the high molecular weight of the IL involved. Significant in this respect, the recent work of Vijayraghavan has demonstrated that the loading capacity of the industry standard monoethanolamine can be matched by inexpensive ILs based on small protic ions such as (*N,N*-dimethyl)aminoethylammonium formate.¹³

Supported IL membranes (SILMs) consist of two phases, a supporting porous membrane and an IL phase. The potential of SILMs for gas separation has been investigated by several researchers.^{14–21} Bara *et al.*, investigated SILMs based on [C₂mim][NTf₂], [C₂mim][OTf], and [C₂mim][N(CN)₂] reporting CO₂ permeabilities in the range of 350–1000 barriers and ideal

CO₂/N₂ selectivities of 15–61.²² Iarikov *et al.*, studied SILMs based on ammonium, imidazolium, pyridinium, pyrrolidinium, and phosphonium ILs obtaining a CO₂/CH₄ selectivity of 5–30.²³ Yoo *et al.*, obtained an O₂/CH₄ selectivity of 26 using imidazolium-based ILs in a Nafion membrane.¹⁷ However, one of the issues with this approach is that “blow-out” of the IL component through the pores of the support limits the pressure differential that can be maintained.

Although functionalized ILs can increase the capacity of CO₂ absorption by incorporating an amine or other functional group in the structure of the ILs, the synthesis of amine-functionalized ILs requires several steps that make them relatively expensive to produce. In 2008, Noble *et al.*, put forward the idea of mixing ILs and alkanolamines for CO₂ capture and indicated that such mixtures were capable of capturing 0.5 mole of CO₂ per mole of dissolved alkanolamine.²⁴ This method has two advantages: (1) the desirable properties of both the IL and the alkanolamines may be incorporated and (2) energy can be saved during the regeneration processes without affecting their absorption performance.^{25–27} In general, IL-based mixtures such as these represent a platform technology with broad industrial applicability wherein the properties of the mixture can be modulated to take best advantage of the individual components.

1.2. SO₂. The environmental issues caused by excessive SO₂ emission from fossil fuel have received increasing attention worldwide.²⁸ For years, the most common method being applied for flue gas desulfurization was limestone scrubbing technology. However, this method is irreversible, and has some inherent disadvantages such as producing a lot of waste water. Recently, the use of ILs to remove SO₂ from flue gas has been considered by some researchers.

Anderson *et al.*, reported the first example of the use of conventional ILs for SO₂ capture. The results showed that 85 mol% of SO₂ could dissolve in [C₆mim][NTf₂] and [hmpy][NTf₂] at 25 °C and pressures up to 4 bar by simple physical absorption.²⁸ Huang *et al.*, found that some ILs could absorb large amounts of SO₂ gas corresponding to molar ratios of SO₂ to ILs of 1.18, 1.27, 1.33, 1.50, 1.60, (in wt%: 20.4%, 40.0%, 40.1%, 19.2%, and 20.1%) for [TMG][NTf₂], [TMG][BF₄], [C₄mim][NTf₂], [C₄mim][BF₄], and [TMGB₂][NTf₂], respectively, after being saturated with SO₂ gas at 1 bar and 20 °C.²⁹ Hong *et al.*, developed a series of ether-functionalized imidazolium methanesulfonates (Fig. 2) where at least 2 moles of SO₂ per mole of IL could be dissolved at 30 °C and atmospheric pressure.³⁰

Wu *et al.*, first used 1,1,3,3-tetramethylguanidinium lactate for the removal of SO₂, and found that the mole ratio of SO₂ to IL could reach 1.7 at 40 °C and 1.2 bar of SO₂.³¹ They also

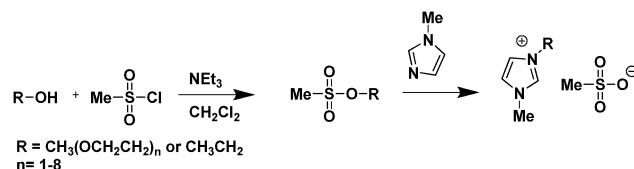


Fig. 2 Synthesis scheme of the ether-functionalized imidazolium methanesulfonate ILs.³⁰



investigated the influence of H₂O and O₂ on the desulfurization performance of the ILs and their physical properties.^{32–35} Zhang *et al.*, reported new ILs based on 1,1,3,3-tetramethylguanidinium phenol, 2,2,2-trifluoroethanol, and imidazolate. The viscosities of these ILs are much lower than that of other ILs used for absorbing SO₂, and these ILs have high absorption capacities of SO₂.³⁶

Recently, Wang *et al.*, synthesised a series of azole-based ILs using a phosphonium cation (*e.g.*, [P₆₆₆₁₄][Tetr], [P₆₆₆₁₄][Im], and [P₄₄₁₁₀][Tetr]) which exhibited very high absorption capacities for SO₂. They also combined ether-functionalized cations and tetrazolate anions to form new ILs that physically and chemically absorb SO₂ with high absorption capacities: 5.0 moles of SO₂ per mole of IL at 20 °C and 1 bar.^{37–39} These functionalized ILs have high absorption capacities of SO₂ even when the partial pressure of SO₂ is very low and as a result are more efficient than conventional ILs when used in real flue gas with low SO₂ concentrations.

ILs have some advantages for capturing CO₂/SO₂ from flue gas or natural gas. Their negligible vapour pressure is one of the main factors that make them superior to conventional solvents, however, if this technology is to be commercialized, there are several problems to be resolved. These include (i) the price of the ILs should be low enough for commercial use; (ii) the long-term chemical and thermal stability of ILs must be quantified; (iii) pilot scale plants should be set up to assess the feasibility of ILs for capturing CO₂/SO₂; and (iv) biodegradability and toxicity of candidate ILs should be evaluated thoroughly to prevent environmental pollution.

2. Enabling the new: fuel cells

In efforts to shift to other, more sustainable fuels, the use of ILs as anhydrous proton conductors has significant implications for the further development of proton exchange membrane fuel cells (PEMFC). These devices react hydrogen and oxygen, directly converting chemical energy into electrical energy with only water as the by-product. Thus, these are potentially very clean sources of energy if, for example, the hydrogen is produced from solar water splitting. However, there remain a number of economic and technical barriers that must be overcome before the PEMFC can be widely used for either mobile or stationary applications.^{40,41}

At the heart of a traditional PEMFC is a proton conducting polymer electrolyte membrane such as Nafion[®], and the conductivities of these membranes rely on maintaining a sufficient hydration level. This limits their operating temperature to <80 °C. However, at these temperatures the Pt catalyst is readily poisoned by CO, which can be present in the gas stream. The tolerance of the electrocatalysts to CO poisoning is significantly improved at operating temperatures >120 °C.^{42–44} Such temperatures also improve the kinetics of the oxygen reduction reaction and are more suitable for electric vehicle applications (reducing the heat management requirements). Increasing the temperature of operation requires either, (i) modification of the traditional perfluorosulfonic acid membranes so that hydration is not required to achieve sufficient conductivity, (ii) the development

of new proton-conducting membranes, or (iii) use of a less volatile proton conducting material as a replacement for water.^{45–47}

ILs that contain a mobile proton (protic ILs, PILs) can exhibit fast proton conduction and also facile hydrogen oxidation reactions (HOR) and oxygen reduction reactions (ORR).^{43,48,49} Sometimes referred to as Brønsted acid–base ILs, PILs are formed by classic acid–base neutralization reactions. The free energy change associated with the proton transfer process has a strong influence on the extent of PIL formation and its thermal stability.^{50–52}

To ensure high ionic character (*i.e.*, negligible amounts of acid and base starting material), and thus low vapour pressure and high thermal stability, a large proton energy gap is required. In some cases this can be approximated by the difference in the pK_a^{aq} values of the component acid and base in aqueous solutions. However, in the case of tertiary amine-based PILs it would appear that the IL environment is very different from aqueous and these estimations fail dramatically.⁵² Decomposition temperatures are observed to increase with increasing acidity of the acid used:⁵³ with ΔpK_a^{aq} of 4–10 proton transfer is almost complete,^{52,54} and with ΔpK_a^{aq} > 20 decomposition of the PIL can occur prior to the volatilization of the neutral acid or base species,⁵⁴ akin to the aprotic IL decomposition behaviour. In some cases higher conductivity PILs may be achieved by use of a non-stoichiometric mixture of acid and bases.^{52,55,56} The PILs can also be either organic or inorganic (*e.g.*, ammonium salt mixtures), both of which are promising for fuel cell applications.^{43,50}

One of the most important observations from studies on both organic and inorganic PILs is the correlation between the open circuit voltage (OCV) of H₂/O₂ fuel cells and the ΔpK_a^{aq} of the acid/base pair of the electrolyte.^{49,57} The OCV increases with ΔpK_a^{aq} until it reaches the theoretical value (1.15 V) at ΔpK_a^{aq} = 14–17, where it decreases with further increases in ΔpK_a^{aq}.^{49,57} The lower OCV at low ΔpK_a^{aq} has been attributed to the presence of neutral species (as a result of incomplete proton transfer) while the voltage decrease at higher ΔpK_a^{aq} may be due to decreased proton activities (because of a stronger N–H bond) and an increase in the viscosity of the PIL.⁵⁷ This is clearly an important area of future study to enable the choice or design of new PILs for fuel cell applications. Also advantageous would be a direct method for quantifying the free energy of proton transfer in anhydrous Brønsted acid–base systems rather than relying on aqueous parameters.

Following their first demonstration of organic PILs as fuel cell electrolytes,⁴⁸ the screening of >100 candidates by the Watanabe group has identified [N_{H122}][OTf] as the most promising thus far.⁴³ With good thermal stability (*T*_{decomp} = 360 °C) and high ionic conductivity (10 mS cm^{−1} at room temperature) this PIL can produce an OCV of 1.03 V in a H₂/O₂ fuel cell at 150 °C.^{53,58}

[N_{H122}][OTf] has also been incorporated into a sulfonated polyimide membrane and used in a fuel cell without humidification to produce maximum current densities of 400 mA cm^{−2} and powers of 100 mW cm^{−2}.^{58,59} The permanent incorporation of PILs into a membrane material, *e.g.*, through their



incorporation into a polymer, an ionogel, or the synthesis of polymerised ILs,^{46,60} is important for the longevity of the fuel cell. The proton conductivity in these materials can be improved by optimizing the polymer morphology and chemistry, the PIL content, and the use of nano-fillers.^{41,46,61}

One strategy to overcoming the possible volatility of PILs for fuel cell applications is the use of di-cations with linked protic and aprotic groups.⁶² These novel materials are liquid at room temperature and exhibit significant hydrogen bonding but display no mass loss after being held under vacuum overnight. They can also be prepared using combinations of anions with different Brønsted basicity, which may be pertinent to the idea of creating a range of energetically accessible proton energy levels to allow better proton conduction.⁶³

An alternative to PILs is the use of proton-conducting organic ionic plastic crystals (OIPCs),^{61,64} which can display good H^+ diffusivities upon addition of acid. The plasticity of these materials, as a result of disorder within the solid state matrix, enables good ionic conductivity. Research has predominantly focused on $[Chol][H_2PO_4]$ doped with phosphoric acid, triflic acid, or $HNTf_2$ ^{64–66} which can exhibit high ionic conductivity and proton activity. The incorporation of cellulose acetate as a support for these solid-state electrolytes improves the mechanical strength while still retaining the desired OIPC properties, such as good thermal stability (up to 200 °C) and significant proton reduction currents in the CV analysis (Fig. 3).⁶⁷ Future work in this area is concentrating on increasing the OCV of the H_2/O_2 fuel cell and exploration of other OIPCs to improve device performance under anhydrous conditions.

Another challenge in the use of PILs in fuel cells is the need for a catalyst layer to function effectively with the anhydrous proton conductor. Significant research into this area is required to overcome problems with absorption onto the catalyst and to facilitate a move away from Pt-based systems.⁶⁸ Judicious choice of the PIL cation may help maintain electrocatalytic activity, *e.g.*, Ke *et al.*,⁶⁹ achieved current densities of $>600\text{ mA cm}^{-2}$ at 140 °C using $[N_{H111}][H_2PO_4]$ on a

polypropylene matrix, whereas pyridine and imidazole-based ILs poisoned the Pt/C catalyst.

Encapsulating nanoparticles of a catalyst within a medium of high O_2 solubility, such as a hydrophobic PIL, can also lead to significant increases in the kinetics of the oxygen reduction reaction.⁷⁰ Finally, the use of new *in situ* NMR techniques to study the chemical processes occurring at the electrode and catalyst surfaces during fuel cell operation can provide valuable insights into these critical processes.⁷¹

These studies are clearly opening up an important new avenue for medium temperature fuel cell development and application. With increasing scope for such fuel cells to be used as part of a renewable energy storage cycle, this regime of fuel cell operation is likely to become of increasing importance and the impact of ILs may be significant.

3. Enabling the new: dye-sensitized solar cells

The non-volatility of ILs is a primary motivation for their use in dye-sensitized solar cells (DSSCs), as a strategy to improve long-term device stability. However, at present the use of ILs in DSSCs results in a reduction in efficiency to *ca.* 2/3 of those with molecular-solvent based electrolytes. This is primarily a result of mass transport limitations of the redox couple arising from the higher viscosity of the ILs studied, although diffusion of the I^-/I_3^- redox couple can be aided by the presence of a Grotthus-type exchange mechanism at high triiodide concentrations.⁷² The formulation of IL-based electrolytes for DSSCs generally involves combination of the redox active component (*e.g.*, an imidazolium iodide salt) with a more fluid IL to enhance transport. However, the concentration of triiodide used in ILs is higher than in molecular solvents, to minimize diffusion limitations, and this increases the dark current, lowers the open circuit voltage and reduces the efficiency of the device.

At present, the most widely used IL system is a ternary melt of imidazolium iodides and $[C_2mim][B(CN)_4]$ which gives efficiencies of 8.2% and good stability.⁷³ However, it would be advantageous to find a more available alternative to this toxic anion. $[C_2mim][N(CN)_2]$ can yield 8.4% efficiency in a DSSC,⁷⁴ but the long-term stability is lower.⁷³ In addition to good chemical stability and redox couple diffusivity, for use in a DSSC the IL-redox electrolyte must also allow fast electron donation by the I^- to regenerate the dye, but slow charge recombination between the I_3^- and the injected electron at the photoanode. The addition of lithium salts and nitrogen heterocyclic bases to the IL electrolyte allows modification of the surface charges of the TiO_2 photoanode and adjustment of the conduction band to optimize the OCV and current density of the device.^{74–77}

The most widely-used photosensitiser is N719 (*cis*-diisothiocyanato-bis(2,2'-bipyridyl-4,4'-dicarboxylato) ruthenium(II) bis(tetrabutylammonium)).⁷⁵ However, the Z907 dye ($[Ru(H_2dcbpy)(dnbpy)(NCS)_2]$, where H_2dcbpy is 4,4'-dicarboxylic acid-2,2'-bipyridine and $dnbpy$ is 4,4'-dinonyl-2,2'-bipyridine), can offer better performance with IL electrolytes because the long hydrocarbon chains increase the separation between the triiodide and the photoanode, reducing unwanted back electron transfer.⁷⁸ Use of a porphyrin dye with long hydrophobic alkyl chains

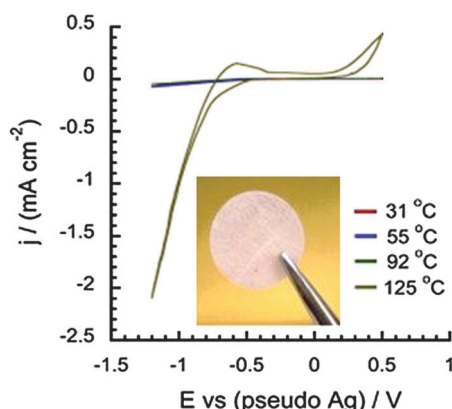


Fig. 3 The appearance of the acid-containing plastic crystal supported on cellulose acetate membrane, and the cyclic voltammogram for 4% $HNTf_2 + [Chol][H_2PO_4]$ membrane. Reproduced from ref. 67 with permission from Elsevier.



provides a similar barrier layer and achieves efficiencies of 4.9% with $[\text{C}_2\text{mim}][\text{B}(\text{CN})_4]$ -based IL electrolytes, which is only *ca.* 1% lower than with the acetonitrile-based electrolyte.⁷⁹

Extensive research has focused on developing new dyes to improve affordability, stability, incident photon-to-current conversion efficiency (IPCE), and to allow the use of thinner TiO_2 films.^{80,81} For example, organic dyes can be cheaper and have higher extinction coefficients than Ru-based species, while the design of dyes with bulky structures that decrease the proximity of the redox species to the TiO_2 surface may be particularly beneficial for the use of one-electron outer-sphere redox couples such as the $\text{Co}^{\text{II/III}}$ species.^{81,82} The $\text{Co}^{\text{II/III}}(\text{bpy})_3$ couple can yield an unprecedented 12% photovoltaic efficiency when used in molecular solvents.⁸²

To address solubility limitations of this couple in ILs, the ligands can be functionalized with imidazolium groups.⁸³ Used in $[\text{C}_2\text{mim}][\text{SCN}]$, the device performance of this new couple was relatively poor (1.7%) but in a binary IL (with 1-propyl-3-methylimidazolium iodide) power conversion efficiencies of 7.37% at 1 sun were achieved.⁸³ The significant increase in efficiency upon addition of the iodide salt has been attributed to its role in regenerating the Co^{2+} species after electron donation to the dye.⁸³ A new sulfide/polysulfide couple was also used in the presence of an iodide salt, giving efficiencies of 6.4% in $[\text{C}_2\text{mim}][\text{SCN}]$.⁸⁴ Modification of the counter anion of the $\text{Co}^{\text{II/III}}$ couple is another possible strategy to enable higher redox couple concentrations in ILs, while alternatives to the $[\text{PF}_6]^-$ anion, which is easily hydrolysed, may also provide better stability.⁸⁵

To eliminate any problems of leakage of the electrolyte from the DSSC, the IL may be incorporated into polymer gels, or physically gelled *via* the addition of inorganic nanoparticles.^{80,86,87} However, to achieve optimum device efficiency the diffusion rate of the redox couple must be maintained. Organic ionic plastic crystals (OIPCs) can also be used as solid-state electrolytes, allowing I^-/I_3^- diffusion rates sufficient to support efficiencies of > 5%.^{86,88,89} The nature of the cation and anion of the OIPC can have a significant influence on the device efficiency, which is a reflection of both the rates of diffusion of the redox couple through the different electrolytes and also of the influence of the anion – particularly the basic dicyanamide, $[\text{N}(\text{CN})_2]^-$ – on the energy levels of the TiO_2 ,⁸⁸ as observed in analogous IL systems.⁹⁰ OIPCs also perform well at elevated temperatures and with accelerated ageing.⁹¹ Work in this area is now focused on strategies for further enhancing the diffusion rates of the redox couple.

In a DSSC, efficiency can be lost over time through electrolyte or redox species loss/degradation, deactivation of the electrocatalyst, corrosion of internal current collectors (*e.g.*, Ag wires), and dye desorption or degradation.⁹² Stability is ideally assessed by accelerated aging at 60 °C under 1 sun illumination for at least 1000 h, under which conditions the standard $[\text{C}_2\text{mim}][\text{B}(\text{CN})_4]$ -based DSSCs on glass substrates are similar to those using a 3-methoxypropionitrile (MPN) electrolyte (retaining > 90% of initial efficiency).^{73,92,93} However, with thermal cycling between –45 °C and +85 °C, under 1 sun illumination, DSSCs using this

IL show slightly better stability (17% loss in relative efficiency) compared to MPN-based devices (22% loss), albeit from a lower initial efficiency.⁹²

The long-term stability of DSSCs on plastic substrates requires an electrolyte that does not permeate the substrate and thus ILs are of particular interest in this context. These flexible DSSCs have the advantage of being lighter weight, more suitable for a range of applications and offer the possibility of large scale, low cost production *via* roll-to-roll printing.⁹⁴ In the counter electrode role, alternatives to thermally deposited platinum are also required to enable lower cost flexible devices and the use of plastic substrates. However, relatively few of the counter electrode materials available have been utilized with IL electrolytes.⁹⁵ CoS electrochemically deposited onto ITO/PEN films can produce 6.5% efficient DSSCs with a $[\text{C}_2\text{mim}][\text{B}(\text{CN})_4]$ -based electrolyte and a glass working electrode.⁹⁶ Poly(3,4-ethylenedioxythiophene) (PEDOT) can also be electrochemically deposited onto ITO/PEN films using very short (5 s) deposition times, which is pertinent to the development of roll-to-roll processes, yielding 5.7% efficient devices with a $[\text{C}_2\text{mim}][\text{B}(\text{CN})_4]$ electrolyte.⁹⁷ PEDOT can give lower charge transfer resistances than Pt when used with I^-/I_3^- in ILs, where the ability to make thicker films may be an advantage given the need for high triiodide concentrations.^{86,98} Materials such as PEDOT and gold can also give better performance than Pt with the $\text{Co}^{\text{II/III}}$ redox couple,⁹⁹ but these have yet to be utilized with an IL electrolyte.

Looking to the future, improvements in efficiency, stability and cost are all required for the wide-spread uptake of DSSC technologies. Ionic liquids clearly have a leading role as low volatility electrolytes. To this end, the development of efficient and stable metal-free photosensitisers and electrocatalysts that operate efficiently with the IL electrolytes is an important goal. Similarly, eliminating the need for transparent conducting oxide (TCO) layers on one or both substrates would be highly beneficial for commercialisation. For flexible DSSCs on plastic substrates there is an additional need for semiconductor and blocking layers that can be processed at low (< 150 °C) temperatures. Overcoming these material and engineering challenges will be extremely valuable in realising the full promise of DSSC technologies.

4. Enabling the new: thermoelectrochemical cells

While the possibilities for harvesting solar energy are widely recognized and this is a relatively mature field of research, utilization of the plethora of low-level (< 200 °C) waste heat sources through the direct conversion of thermal to electrical energy has not been widely explored. Semiconductor-based thermoelectrics have shown significant progress in recent years, with nano-dimensional materials engineering enabling the long awaited figure of merit increases.^{100–102} However, these devices remain relatively expensive and more suitable for harvesting high temperature waste heat.

Thermoelectrochemical cells (TECs) utilize an alternative design, incorporating a redox couple within an electrolyte. Here, it is the temperature dependence of the electrochemical redox potential that generates the potential difference across



the device when a temperature gradient exists.¹⁰³ Until recently, electrolytes tested in these devices have been limited primarily to aqueous-based systems,¹⁰⁴ which restrict the operating temperatures and long term stability. On the other hand, the thermal stability and relatively low thermal conductivity of many ILs makes them ideal for harvesting waste heat in the 100–200 °C range. This increases both the variety of possible applications and the power outputs that can be achieved by increasing ΔT .

Adopting the nomenclature from the semiconductor-based thermoelectric field, the magnitude of the change in electrode potential with temperature is given by the Seebeck coefficient, S_e . The Seebeck coefficient of a redox electrolyte system is related to the entropy change associated with the redox process, and is thus influenced by both the nature of the redox couple and the surrounding solvent.^{85,105,106} Therefore, an additional motivation for the use of ILs in TECs is the possibility of increasing the magnitude of this entropy change through the different solvation environments afforded by ILs.¹⁰⁷

Migita and co-workers have demonstrated the linear relationship between the Seebeck coefficient and the charge density of a series of Fe and Cr complexes in $[C_4mpyr][NTf_2]$.¹⁰⁶ The highest value obtained in this IL was for the $Fe(CN)_6^{3-/4-}$ couple, at -1.49 mV K^{-1} , which is similar to the aqueous value. This, and a recent report by Yamato *et al.*¹⁰⁸ on a range of Fe, Ru, and Ni redox couples in different ILs, highlights the importance of the strength of the redox couple-IL interactions in determining S_e .

To enable the comparison of different electrolytes with respect to their suitability for use in a thermoelectrochemical cell, a modified figure of merit has been proposed.¹⁰⁹ This takes into account the diffusion rate of the redox couple, rather than the electrical conductivity that is of importance in semiconductor thermoelectrics, and is therefore more applicable to devices using a liquid redox electrolyte. The top performing I^-/I_3^- based electrolyte tested used $[C_2mim][BF_4]$, which produced power densities up to 29 mW m^{-2} in unoptimized devices operating with a hot side at 130 °C.¹⁰⁹

Taking inspiration from the DSSC work discussed above, the first use of a $Co^{II/III}(bpy)_3$ redox couple in thermoelectrochemical cells achieved Seebeck coefficients of up to 1.88 mV K^{-1} using IL electrolytes, and 2.2 mV K^{-1} with MPN.⁸⁵ This unprecedented S_e value is believed to be primarily a result of the high/low spin transition upon electron transfer in the redox couple. Characterization of the power and current vs. potential outputs for thermoelectrochemical cells demonstrated a strong dependence on the nature of the IL used, with maximum power outputs of 183 mW m^{-2} with $[C_2mim][B(CN)_4]$ (Fig. 4).⁸⁵ This was further increased to 240 mW m^{-2} upon deposition of a rough layer of Pt-black onto the Pt disk electrodes.

In these IL-based thermoelectrochemical cells the output power is primarily limited by diffusion of the Co redox couple, with the MPN electrolyte producing up to 522 mW m^{-2} . Thus, further improvements of device efficiency will result from optimization of device design (electrode spacing, cell orientation, *etc.*) and increasing the operating temperature. In parallel,

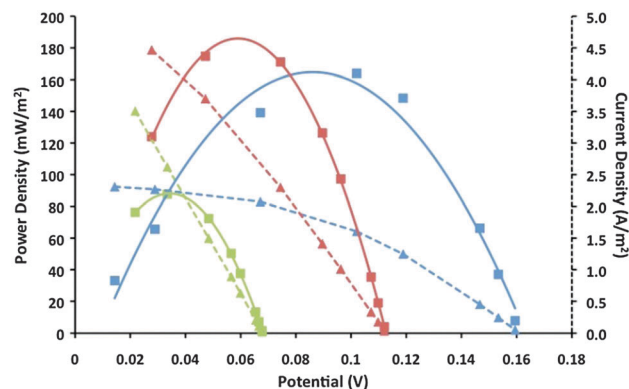


Fig. 4 Power vs. potential (solid line) and current vs. potential (dotted line) plots from thermoelectrochemical devices utilizing platinum electrodes and 0.1 M $Co^{II/III}(bpy)_3(NTf_2)_{2/3}$ in $[C_2mim][B(CN)_4]$ at three temperature differences: T_{hot} (°C)/ T_{cold} (°C): ■ 130/30 (blue); ■ 130/60 (red); ■ 130/90 (green). Reproduced from ref. 85 with permission of the RSC.

further investigation of the Seebeck coefficient of different redox couple/IL systems and more fundamental understanding of how to maximize the redox entropy will lead to further advances in this promising new area.

5. Enabling the new: ionic liquids in energy storage – lithium, sodium, and magnesium batteries

ILs have a very clear set of advantageous properties to offer the battery world, especially given recent instability issues with battery packs in both aircraft and vehicles.¹¹⁰ The lack of flammability of IL-based electrolytes, even in mixtures with other solvents, may offer the prospect of improvements in these devices that are needed to develop large scale energy storage in various aspects of transportation technology, as well as renewable energy storage. The ability of a number of IL families such as the pyrrolidinium cation and its relatives, along with fluorinated anions such as $[NTf_2]^-$, to support lithium and more recently sodium electrochemistry is well known.³ However, commercial applications have been slow to develop due in part to the cost of the IL and also due to their relatively poor transport properties that translate into relatively poor charge/discharge characteristics. Charge rate is particularly important to most applications, including hybrid vehicles, electric vehicles, and renewable energy storage. The problem becomes particularly acute at sub-ambient temperatures.

In regard to cost and charge rate, two recent advances are of note. The first development demonstrated that potentially low cost anions containing only carbon and nitrogen could support stable lithium cycling.¹¹¹ Emphasizing once again the importance of the solid-electrolyte interface (SEI) layer in generating a stable interface, the dicyanamide ILs proved capable of high efficiency lithium cycling only in the presence of an optimum, but small ($\sim 250 \text{ ppm}$), amount of water in the electrolyte, this presumably serving to provide some of the reactions necessary to create a stable SEI layer. While this nitrile-based IL may ultimately not be the ideal electrolyte for safe large-scale use, it demonstrates the possibility of non-fluoride containing



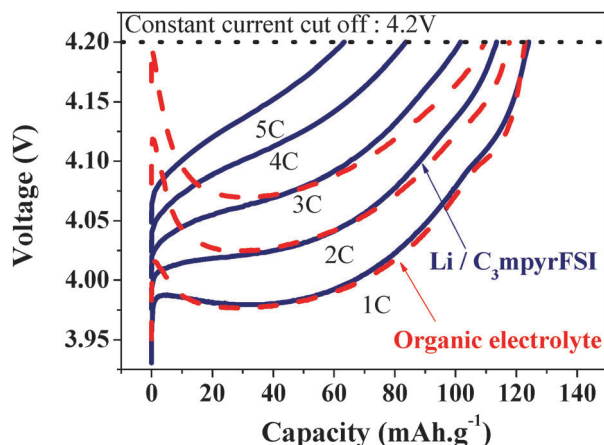


Fig. 5 Charge cycles of an equimolar mixture of $[\text{Li}][\text{FSI}]$ and $[\text{C}_3\text{mpyr}][\text{FSI}]$ in a $\text{Li}|\text{LiCoO}_2$ cell; dashed lines = organic electrolyte, solid lines = the $\text{Li}^+/\text{C}_3\text{mpyr}[\text{FSI}]$ electrolyte. Redrawn from ref. 112.

electrolytes and the importance of SEI generating additives in developing the ideal low cost electrolyte.

A second important development in recent work involved the demonstration of high-rate charging of an IL-based Li/LiCoO_2 cell at rates *not possible in traditional carbonate electrolytes*.¹¹² The key to this breakthrough was the discovery of very high lithium salt content IL electrolytes which are probably more appropriately thought of as metal-complex IL electrolytes. In this case the electrolytes consisted of an equimolar mixture of $[\text{Li}][\text{FSI}]$ and $[\text{C}_3\text{mpyr}][\text{FSI}]$, the Li^+ probably forming a complex ion species of the stoichiometry $[\text{Li}][\text{FSI}]_2^-$. The key to their high rate charging effect appears in the charging transient on the initial stages of charging the battery (Fig. 5). The traditional carbonate electrolyte produces a large charging transient associated with polarization of the electrolyte, exceeding the allowed maximum voltage of the cell. On the other hand the IL electrolyte shows no such transient even at a 5 C (*i.e.*, a 12 minute) charge rate, because of the very high concentration of both Li^+ and $[\text{FSI}]^-$ ions in the electrolyte.

Related to this, ILs are currently being investigated for use with high voltage cathode materials. A number of inorganic materials of lithium intercalation potential $> 4.5 \text{ V}$ vs. Li/Li^+ are potentially available, but limited both practically, and even in respect to research investigations, by the lack of sufficiently stable electrolytes.¹¹³ What is required here is very high oxidative stability in both anion and cation of the IL. The lack of overpotential transients observed in high Li^+ salt electrolytes discussed above is of assistance in this respect.

Similarly, Li-air concepts are under investigation that utilize the special properties of ILs.^{114,115} In these devices, the necessary isolation of the anode from the air and moisture exposed cathode is achieved using a hydrophobic IL and the stability of the IL towards the O_2^- radical anion was induced by incorporation of ether functional groups into the alkyl chains of the cation.

It is important to note here that ILs have also become of utility in "ionothermal" synthesis reactions (see Materials section below) in the preparation of the lithium cathode materials

themselves.¹¹⁶ In this context the IL environment offers unique solubility properties that create the potential for lower temperature processing. Unique metastable phases also become stable and thereby this approach offers access to materials otherwise difficult to produce.

Returning to the issue of cost, recently work has begun to focus on the intrinsic cost of lithium materials and the impact of this on large scale energy devices that are required, for example for wind-mill and solar array energy storage.¹¹⁷ Thus ambient temperature sodium-based battery technology has become of intense interest. Since sodium electrochemistry bears many features in common with lithium, it is not surprising that the electrolytes investigated for sodium cells have borrowed heavily from lithium battery know-how, including IL electrolyte studies. Sodium cells based on $[\text{NTf}_2]^-$ and $[\text{FSI}]^-$ have shown initial success and are the focus of considerable further attention.^{118–121}

While research into sodium intercalation into anodic materials such as graphite is in its infancy, the greater reactivity of sodium metal compared to lithium reminds us that the creation of a stable SEI layer will be of potentially even greater importance to these devices. As above, the addition of small amounts of SEI forming additives will be one of the key strategies in the search for very stable SEI forming electrolytes for Na-based cells.

In a similar vein of striving for low cost on a $\$/\text{MJ}$ scale, there are efforts to develop Mg-based battery systems and, again, these are making use of the potentially advantageous properties of ILs to provide a stable SEI layer against a reactive interface.^{122,123} A controlled amount of water is the key to the operation of the Mg electrolyte and a range of phosphonium ILs including $[\text{P}_{66614}][\text{Cl}]$ have been studied in this regard.¹²⁴ This IL has an upper solubility for water around 8%, this being a convenient saturation point that ensures that the electrolyte cannot absorb more than this level on exposure to the atmosphere. However, more data on the saturation points as a function of temperature for this and other hydrophobic ILs is needed.

Being considerably heavier than Li, a Mg-based battery is most likely to emerge in combination with an air electrode in order to improve the overall cell energy and power density. The challenge then includes the development of a reversible air electrode, *i.e.*, a dual oxygen reduction electrode/water (or peroxide) oxidation electrode, where the required catalysts are combined in a single material or single electrode. Interest in the oxygen reduction electrode operating in an IL electrolyte (with or without water being present in the electrolyte) has been growing in recent years, partly driven by fuel cell concepts as well as air batteries.^{125–128} Pozo-Gonzalo *et al.*,¹²⁹ have demonstrated a facile four-electron reduction of oxygen to water in $[\text{P}_{66614}][\text{Cl}]$ and investigated the important role of a weak proton source in determining the outcome of the reaction. Where such a proton source is absent a reversible $\text{O}_2/\text{O}_2^{\bullet-}$ couple (the one electron reduction reaction) is observed instead in $[\text{P}_{66614}][\text{Cl}]$ ¹²⁵ and this also has the potential to be used in energy storage applications. Similarly, oxidation of solute amounts of water in an IL electrolyte has been studied in recent years and this is discussed further below.



Clearly, cost is a critical barrier to be overcome in order for the advantageous properties of ILs to find their way into large scale battery application. However, if breakthrough performance can be enabled by an IL electrolyte, such as in the use of high voltage cathode materials, this may be less of a challenge. In this respect a greater understanding, both practically and theoretically, of the oxidative stability and the factors determining it would be of tremendous assistance to progress in this field.

Common to many of the electrochemical device applications discussed in the sections above is the requirement for enhanced transport of the target species through the IL electrolyte. The development of more fluid ILs will go some way to facilitate this, and there is significant scope for optimising transport properties through judicious choice of binary IL or IL-solvent combinations. However, for many applications the advantages of solid state electrolytes are significant, *e.g.*, for improved safety and stability. Thus, research into IL-based polymer electrolyte systems, or organic ionic plastic crystal electrolytes, is of equal importance. Achieving high transport rates in these different electrolyte materials requires more fundamental understanding of the speciation and transport mechanism of the target ions (I^-/I_3^- , Li^+ , Na^+ , Mg^{2+} , H^+ , $\text{Co}^{\text{II/III}}$ *etc.*) in the ILs, and how this can be optimised by anion and cation design. Similarly, more detailed studies of the structure and electrochemical processes at the IL/electrode interphase is key, to improve efficiency (lower the overpotential), eliminate catalyst poisoning or improve the SEI layer, and also facilitate the move towards lower cost materials and devices.

6. Enabling the new: ionic liquids in hydrogen generation by water splitting

Water electrolysis (otherwise known as water splitting) has become of intense interest as a means of producing hydrogen as a fuel.¹³⁰ The process involves simultaneous water oxidation and water reduction on the anode and cathode of the cell, respectively. The water oxidation reaction, producing 4 electrons and 4 protons, is intrinsically complex and represents the largest fundamental source of inefficiency in this process; a huge effort has therefore focused on discovering and understanding new catalysts for this reaction. Izgorodin *et al.*,^{131–133} investigated the use of the classic PIL, ethyl ammonium nitrate, as an electrolyte medium for the electrodeposition of a MnO_x ($x \sim 1.8$) birnessite-type catalyst layer for this purpose *via* the reaction: $\text{Mn(II)} + 2\text{H}_2\text{O} \leftrightarrow \text{MnO}_2 + 4\text{H}^+ + 2\text{e}^-$. The IL represents a convenient way to access elevated temperatures, around 140 °C, for this electrodeposition reaction; the reduced vapour pressure of the solute quantity of water involved in the IL allows operation at these temperatures without the need for a pressure vessel. The catalysts obtained proved to represent some of the best ever observed in the manganese oxide family of water oxidation materials. The reasons for this high activity are still under investigation.

Using an IL-based electrolyte as a medium for the water oxidation reaction has also been investigated recently. The MnO_x catalyst described above was found¹³³ to produce very high water oxidation activity in hydrated IL buffer¹³⁴ electrolytes

based on butylammonium sulfate and water. In a low overpotential range the product was shown to be hydrogen peroxide *via* a 2 electron pathway, rather than the full 4 electron oxidation to oxygen. It was shown that the hydrogen peroxide could be separately decomposed into oxygen *via* a simple catalyst pathway. This low overpotential oxidation is extremely valuable in terms of achieving a high energy efficiency reversible air electrode.

These relatively preliminary observations suggest that further investigation of ILs as electrolytes in water splitting, and the related challenge of CO_2 reduction, may provide the basis for significant advances in these fields. In particular, a deeper understanding of water activity in ionic liquid mixtures, protic and aprotic, would be of great value.

7. Enabling the new: organic salts as phase change materials

Finally, in the context of energy applications it is important to mention the role of ILs in addressing the growing need for thermal energy storage materials and working fluids for solar thermal applications. Phase change materials have been investigated recently based on the solid-liquid phase change in organic salts. There is some interest in materials that have a sub-100 °C melting point, but these are of relatively limited application. The temperature range between 100 °C and 200 °C is of considerably greater interest and is a temperature range where other materials are much more limited. What is needed here is a melting point in the desired temperature region, coupled most critically with a high enthalpy of fusion. Recent work¹³⁵ has shown that the strong hydrogen bonded lattice formed by the guanidinium cation with a range of anions produces a competitively high enthalpy of fusion for these materials. The development of ILs as working fluids for solar thermal applications either as heat transfer fluids or as working fluids in Organic Rankine Engines is still in its infancy, however the design flexibility offered by organic salts offers considerable potential for important breakthroughs in these areas. For example, the exceptional thermal stability offered by the tetra-arylphosphonium cation family of ILs¹³⁶ provides an important direction for future work in the heat transfer field.

ILs in materials preparation

In 2000, the synthesis of SiO_2 aerogel using $[\text{C}_2\text{mim}][\text{NTf}_2]$ opened a new path for the synthesis of inorganic materials.¹³⁷ ILs have since received much attention in materials synthesis due to their unique properties in this context including, in many cases, their weakly coordinating molecular ions and their high-temperature stability. Many new inorganic materials and their unique morphologies have been summarized in a number of excellent recent review articles.^{138,139} The range of these materials has been very broad, including metal structures, non-metal elements, silicas, organosilicas, metal oxides, chalcogenides, metal salts, open-framework structures, IL-functionalized materials, and supported ILs.¹⁴⁰ The ILs have been used as solvents, structural templates, precursors, stabilizers, and scavenging agents.



Here we will focus on a number of intensely studied areas including molecular sieves, metal–organic frameworks (MOFs), polyoxometalates (POMs), reduced graphene oxides (rGOs), and recently described photocatalysts.

8. Ionothermal synthesis of open-framework structures

8.1. Ionothermal synthesis of molecular sieves. Molecular sieves, with uniform, molecular-size and adjustable channels or cages, have been used in many fields such as ion exchange, adsorption and separation, industrial catalysts, *etc.* However, it has been challenging to control the morphology of these materials for specific applications. Ionothermal synthesis,¹⁴¹ a method using the IL as solvent and template, often yields new materials which cannot (or not easily) be made *via* conventional approaches.^{142–146} For example, Tian *et al.*, reported an ionothermal synthesis, with negligible autogenous pressure, of the first aluminophosphate molecular sieve with 20-ring pore openings (Fig. 6),¹⁴⁴ using [C₂mim]Br, along with 1,6-hexanediamine (HDA) as the co-structure directing agent (SDA).

Similarly, using either 1,2-ethylenediamine or 1,6-hexanediamine as SDA in [C₂mim][Cl], two new 2D layered aluminophosphates [Al₃P₄O₁₆][NH₃CH₂CH₂NH₃]_{0.5}[C₆N₂H₁₁]₂ and [Al₃P₄O₁₆][NH₃(CH₂)₆NH₃][NH₃(CH₂)₆NH₂]_{0.5}[C₆N₂H₁₁]_{0.5}[H₂O] were synthesised ionothermally.¹⁴² It appears that the amines and the IL cations act cooperatively as co-templates in the process.

Tian *et al.*, also reported the synthesis of permeable aluminophosphate molecular sieve membranes (Fig. 7) on porous alumina disks by a substrate-surface conversion.¹⁴⁷ In the *in situ* process, the porous alumina substrate acted as both support and Al source. By adjusting the type of IL and organic amines in the initial solution, different types of membranes could be synthesised.

With the advantages of the ILs, ionothermal synthesis can be a highly-efficient, safe, environmental-friendly synthetic strategy for preparation of crystalline materials. During the process, the IL may direct the crystal growth, and template the pore formation with new structures. However, this approach is immature, and needs much more exploration of the versatile structures and special properties of the ILs.




Fig. 6 A [001] perspective view of the framework structure of aluminophosphate molecular sieve DNL-1 (Al yellow, P green, and O red). The bridging oxygen atoms in the framework and all hydrogen atoms have been omitted for clarity. Reproduced from ref. 144 with permission from Wiley-VCH.

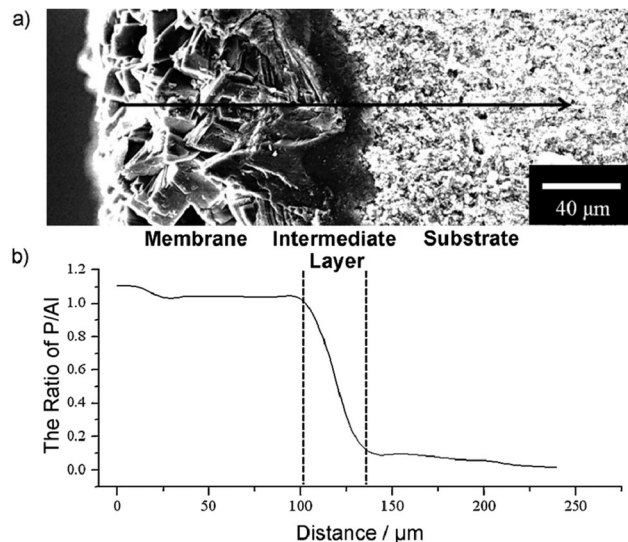


Fig. 7 (a) Cross-section SEM image of chabasite (CHA) membrane. The arrow represents the path of the EDX line scan; (b) P/Al ratio along the path of the EDX line scan. Reproduced from ref. 147 with permission from Wiley-VCH.

8.2. Ionothermal synthesis of MOFs. Metal–organic frameworks (MOFs) have drawn considerable attention in the fields of crystal engineering and material chemistry owing to their intriguing architectures, as well as potential applications in luminescence, magnetism, gas storage and catalysis.^{148,149} In recent years, ionothermal synthesis has also been demonstrated to be an efficient approach for the preparation of new MOFs.^{150–155} For example, two cobalt-carboxylate compounds, {[C₃mim]₂[Co₂(BTC)₂(H₂O)₂]}_n (H₃BTC = 1,3,5-benzenetricarboxylic acid) and [Co₃(BDC)₃(im)₂]_n (H₂BDC = 1,4-benzenedicarboxylic acid; im = imidazole) have been synthesised under ionothermal conditions.¹⁵⁰ The [C₃mim]⁺ cations act as an extra framework charge-balancing species, occupying the channels of the 3D anionic framework (Fig. 8). This study demonstrated that ILs are promising in the synthesis and crystallization of novel coordination polymers that cannot be otherwise obtained.

In an example demonstrating the different roles of ILs in ionothermal synthesis, Zhai *et al.*, synthesised a novel 3D ferroelectric MOF using IL as both the solvent and structure directing agent.¹⁵¹ The asymmetric nature of the [C₂mim]⁺ cations was a key factor in the formation of helical chains, which further led to the non-centrosymmetric packing arrangement. Parise *et al.*, synthesised five, novel 2D formate-bridged magnetic MOFs based on Co, Ni, and Mn ionothermally ([NH₃C₂H₄OH]₂[M(CHO₂)₄], M = Co, Ni, Mn and [NH₃C₃H₆OH][M(CHO₂)₃(H₂O)], M = Co, Mn).¹⁵² Here, the ILs 2-hydroxyethylammonium formate, and 1-hydroxy-3-propylammonium formate served the roles of solvent, organocation template source, and ligand source.

Huang *et al.*, created F-centered Cd₃F MOFs *via* an *in situ* ionothermal oxidation and hydrolysis process (Fig. 9).¹⁵³ This work addressed the application of an IL ([C₄mim][BF₄]) with four functions, including solvent, structure-directing agent, fluoride source, and catalyst promoter.



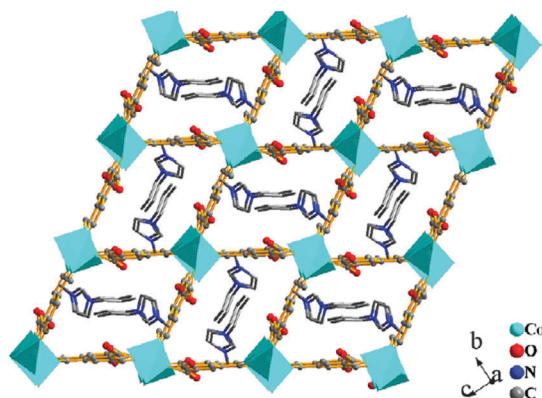


Fig. 8 The 3D $[\text{Co}_2(\text{BTC})_2(\text{H}_2\text{O})_2]_{n-2n-}$ framework with the $[\text{C}_3\text{mim}]^+$ cations residing in the 1D channels. Reproduced from ref. 150 with permission from Elsevier.

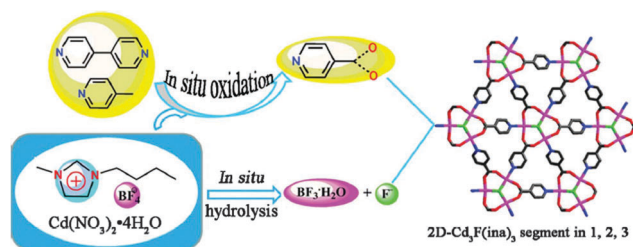


Fig. 9 The formation routes of F-centered Cd_3F MOFs via *in situ* oxidation and hydrolysis. Reproduced from ref. 153 with permission from the RSC.

The successful preparation of new MOF structures by ionothermal synthesis demonstrates that the method is a promising one for synthesizing new kinds of open-framework materials. Further investigation of these systems may also yield many classes of MOF compounds with interesting features and useful properties.

8.3. Ionothermal synthesis of POMs. Polyoxometalates (POMs) have attracted interest because of their compositional diversity and potential applications in catalysis, photochemistry, magnetism, and electrochemistry.^{156,157} The ionothermal approach has allowed novel POMs to be prepared at elevated temperatures and ambient pressure. Changing the component ions of the IL can result in the selective synthesis of different POMs.^{158,159} Two new compounds $[\text{C}_6\text{H}_{11}\text{N}_2]_4[\text{W}_{10}\text{O}_{32}]$ and $[\text{C}_6\text{H}_{11}\text{N}_2]_4[\text{W}_6\text{O}_{19}][\text{BF}_4]_2$ were synthesised in $[\text{C}_2\text{mim}][\text{BF}_4]$ for the first time.¹⁶⁰ Three novel octamolybdates, $[\text{C}_2\text{mim}]_3[\text{K}(\text{Mo}_8\text{O}_{26})]$, $[\text{C}_2\text{mim}]_3[\text{Rb}(\text{Mo}_8\text{O}_{26})]$, and $[\text{C}_2\text{mim}]_2[\text{Cs}_2(\text{Mo}_8\text{O}_{26})]$, were similarly prepared ionothermally using $[\text{C}_2\text{mim}][\text{Br}]$ as solvent.¹⁶¹ Wang *et al.*, synthesised two new heteropolytungstate-based compounds, $[\text{C}_2\text{mim}]_4[\text{SiW}_{12}\text{O}_{40}]$ and $[\text{C}_2\text{mim}]_6[\text{P}_2\text{W}_{18}\text{O}_{62}]\cdot 4\text{H}_2\text{O}$ (Fig. 10), using the same IL.¹⁶² In the former, the anions and the $[\text{C}_2\text{mim}]^+$ cations are connected by hydrogen bonds with the surface oxygens of the polyoxoanion to form a 3-D supramolecular framework. The heteropolyanion of $[\text{C}_2\text{mim}]_6[\text{P}_2\text{W}_{18}\text{O}_{62}]\cdot 4\text{H}_2\text{O}$ is a classical Dawson-type structure with $[\text{P}_2\text{W}_{18}\text{O}_{62}]^{6-}$ connected to six cations through hydrogen bonds. By slightly varying the experimental conditions, porous POM-based 3D structures based on $[\text{C}_2\text{mim}][\text{Br}]$ and

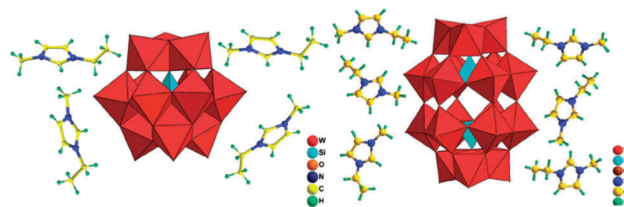


Fig. 10 Polyhedral and ball-and-stick representation of $[\text{C}_2\text{mim}]_4[\text{SiW}_{12}\text{O}_{40}]$ (left) and $[\text{C}_2\text{mim}]_6[\text{P}_2\text{W}_{18}\text{O}_{62}]\cdot 4\text{H}_2\text{O}$ (right). Reproduced from ref. 162 with permission from Taylor & Francis.

$[\text{N}_{4444}][\text{Br}]$ including $[\text{N}_{4444}]_2[\text{Cu}^{\text{II}}(\text{BBTZ})_2(\text{x-Mo}_8\text{O}_{26})]$ can also be obtained (BBTZ = 1,4-bis(1,2,4-triazol-1-ylmethyl)-benzene).¹⁵⁹

During the synthetic processes described above, the ILs act as both solvents and charge compensating species. Noticeably, owing to the unique characteristics of the ILs, ionothermal synthesis opens up new routes to new POM-based aggregates. We anticipate much new chemistry based on these exciting solids.

9. ILs for synthesizing reduced graphene oxides (rGOs) and exfoliating graphene

Graphene and its derivatives, such as graphene oxide (GO) and reduced graphene oxide (rGO), have attracted increasing research interest in both scientific studies and technological development such as batteries, supercapacitors, fuel cells, photovoltaic devices, and biosensors.^{163,164} As one of the most attractive techniques for larger scale and low-cost production of rGO, new methods have been developed to reduce GO that has been homogeneously exfoliated in ILs.^{165–167,176,177} For example, Yoon *et al.*, developed a facile and scalable method to rapidly produce rGO by IL-assisted microwave chemistry (Fig. 11).¹⁶⁸ Due to its thermal stability upon microwave radiation and high dielectric constant, $[\text{C}_2\text{mim}][\text{NTf}_2]$ was chosen as the IL.

A similar microwave-assisted ionothermal approach carried out at 200 °C and atmospheric pressure has also been demonstrated¹⁶⁹ (Fig. 12). Clearly, ILs have an important role to play in the synthesis of rGO and further investigations of the effect of

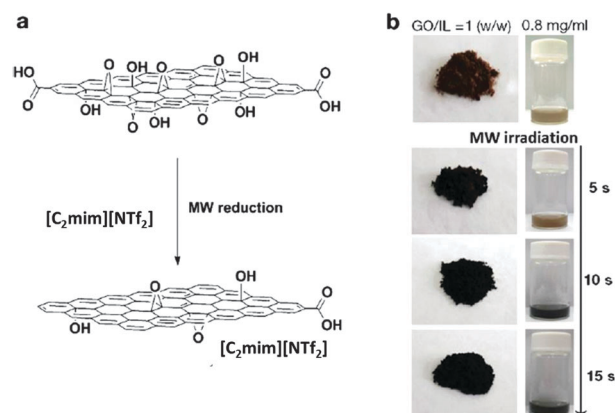


Fig. 11 (a) Schematic representation of IL-assisted microwave reduction of GO and (b) photographs of prepared reduced graphene oxide. Reproduced from ref. 168 with permission from the RSC.

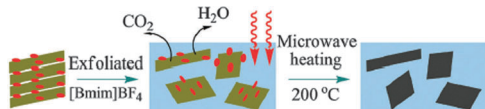


Fig. 12 Schematic illustration of reaction processes of microwave assisted thermal treatment to produce graphene. Reproduced from ref. 169 with permission from the RSC.

the IL on the formation of different rGO structures, offering different functional properties, are much needed.

In an interesting unique application of ILs, it has been reported that certain ILs can exfoliate graphene sheets directly from graphite.^{170–172} This could allow the production and use of pristine graphene sheets from direct exfoliation of graphite rather than producing GO which would then have to be reduced. It is believed that the combination of the unique properties of ILs and graphene will help to speed up the utilization of graphene materials in existing areas and to open up new applications.

10. ILs with multifunctional roles for synthesizing photocatalysts

Photocatalytic technology offers a potentially sustainable approach to industrial oxidation processes and has been widely investigated for environmental pollution treatment and energy applications. Hierarchical semiconductor nanostructures such as nanorods, nanowires, and nanotubes are receiving much attention because of their unusual properties in this regard.^{173,174} Recently, novel methods to prepare photocatalysts with high activity and stability have been developed using various IL processes.^{175,176}

ILs have been used as templates to prepare titanium oxides.^{177–180} Liu *et al.*,¹⁷⁶ used $[C_4mim][BF_4]$ as solvent and titanium isopropoxide (TTIP) as precursor to produce uniform anatase TiO_2 nanocrystals. This method could also be extended to the synthesis of other metal oxides. Rutile TiO_2 nano-flowers (TNFs) comprising bunches of aligned nanorods with uniform size and shape were synthesised *via* a hydrothermal method in $[(\text{carboxymethyl})mim][HSO_4]$ as illustrated in Fig. 13.¹⁸⁰ Most of the structures displayed microspheres containing nanorods of 250 nm diameter.

Huang *et al.*,¹⁸¹ reported a facile one-pot approach to uniform BiOBr hollow microspheres (HMSs), with a diameter of 1–2 μm and shell thickness of 100 nm (Fig. 14), in a mixture of 2-methoxyethanol and the IL $[C_{16}mim][Br]$. The band gap of the prepared BiOBr HMSs was estimated to be 2.7 eV, and they displayed highly efficient photocatalytic activity in the degradation of Rhodamine B (RhB) dye and reduction of Cr^{VI} under visible-light irradiation. Other BiOBr hierarchical nano- and microstructures have been synthesised through solvothermal processes in the presence of $[C_{16}mim][Br]$.¹⁸² In $[C_4mim][I]$,¹⁸³ the IL not only acts as solvent and template, but also acts as an I source for the fabrication of BiOI hollow microspheres. Li *et al.*, also used a $[C_{16}mim][Cl]/[C_{16}mim][Br]$ mixture for the preparation of BiOCl/BiOBr composite photocatalysts,¹⁸⁴ the photocatalytic activity of the BiOCl/BiOBr in the degradation of RhB

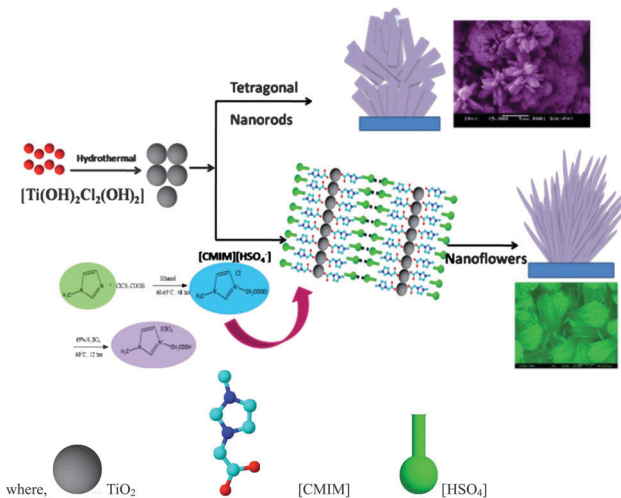


Fig. 13 Schematic illustration for the growth process of TiO_2 . Reproduced from ref. 180 with permission from the RSC.

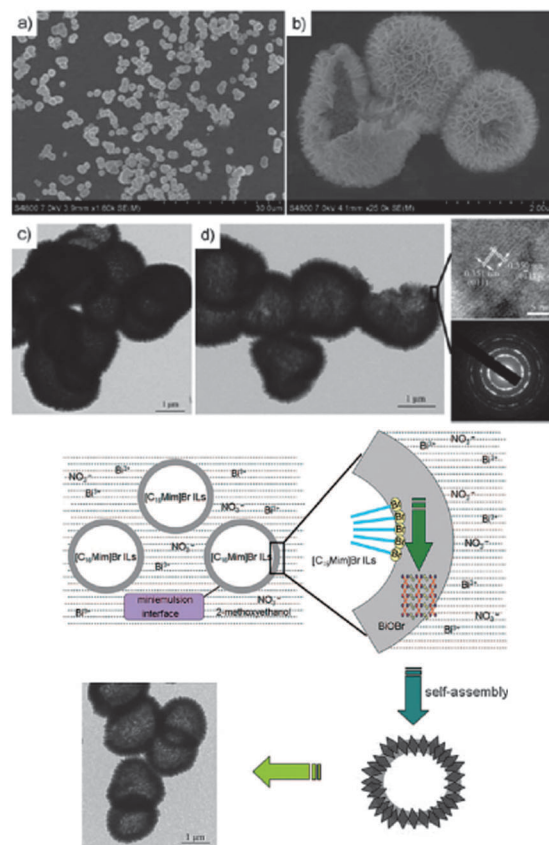


Fig. 14 SEM and HRTEM images of BiOBr HMSs (top) and a plausible schematic formation process of the BiOBr HMSs (bottom). Reproduced from ref. 181 with permission from Wiley-VCH.

under visible light irradiation was higher than that of either BiOCl or BiOBr alone.

The studies demonstrated that the IL could prevent the aggregation of the nanocrystals to some extent, and modulate the nanocrystal formation. Thus the ionothermal method opens

a new way for controlled synthesis of nanocrystals and will facilitate the exploration of the phase, shape, and size effect of nanocrystals in various applications.

In this brief review, we have surveyed several synthetic strategies involving ILs for inorganic materials including molecular sieves, metal-organic frameworks (MOFs), polyoxometalates (POMs), reduced graphene oxides (rGOs), and certain photocatalysts. In the majority of cases, the ILs were used as media, working as neutral solvent, structure directing agent, and/or charge compensating species. However, despite the remarkable progress made in the field, many challenges, as well as opportunities still remain. One of the most significant challenges is the lack of a series of general methods for synthesizing inorganic materials with controllable sizes, compositions, and shapes. At present, there are still many questions that need to be answered such as the nature of the interaction between the ILs and inorganic species, reactants, and products during the formation process of materials; the mechanism of the self-assembly processes in ILs; and the influence of ILs on the morphology.¹³⁸ Thus, more spectroscopic and *in situ* experiments, as well as theoretical modelling are needed to understand the formation process of the special morphologies. Structure-activity relationships between the physicochemical properties of ILs and the activity of the inorganic materials also remain to be established.

Ionic liquids for and as pharmaceuticals

Ionic liquids were once studied as 'green' solvents to help address the growing concern in the pharmaceutical industry about the environmental impact of making these specialty chemicals.^{185,186} However, the often unknown toxicity and safety profiles of ILs (or any new chemical) were inconsistent with the tightly regulated active pharmaceutical ingredient manufacturing practices and ILs were almost summarily dismissed in the context of pharma.¹⁸⁷ Unfortunately, this backlash of 'ILs are bad for pharma' persists today despite the many opportunities where ILs might make a positive impact in industries that make and use biologically active compounds (e.g., pharmaceuticals, agrochemicals, nutraceuticals, etc.).^{188,189} Here we will briefly explore the growing potential for ILs to make a positive impact in the isolation, delivery, use, or form of biologically active compounds.

As the study of ILs became more widespread and the understanding of their nature grew, the recognition that ILs are customizable and their functions could be designed to fit a given property or application led to many new ILs based on cations and anions never before associated with ILs. That is, the application, or need, drove the search for specific ILs and not *vice versa*. While green chemistry and sustainability drove the IL community to less and less toxic and more biodegradable ions, another class of ions, those which are biologically active by design, but also just as likely to form ILs, were waiting to be exploited.

Currently, the costs associated with delivering to market new pharmaceuticals, herbicides, biocides, or any other biologically

active ingredients is very high. These costs are not only associated with the expenses related to patent protection of particular molecules and the approval by the appropriate agencies to enter the market, but also because of requirements (i) to test new compounds for many years before approval, (ii) to develop the synthetic procedures and build new production plants, and (iii) to cover the costs associated with failed experiments, failed trials, and any other losses that may come from the fact that not all previously investigated compounds end-up getting to the market. Thus much effort is being put into finding new active compounds, new delivery technologies, and new methods for the controlled-release of biologically-active substances.¹⁹⁰ In these contexts, ILs have, perhaps, much to offer.

11. Aspects of drug delivery

11.1. Hydrophilic ILs as solvents or hydrotropes. One of the most common obstacles that many pharmaceuticals encounter, that also often disqualifies them from further testing and commercialization, is lack of solubility. ILs, with their often unique solubility profiles, were naturally studied as solvents for active pharmaceutical ingredients (APIs) and other biologically active substances such as proteins and amino acids.^{190–194} As observed in many other cases, hydrophilic ILs with strong hydrogen bond acceptors on the anion did indeed dissolve many pharmaceuticals.^{193,195,196} For example, Uzagare *et al.*,¹⁹⁷ comparing the solubility of adenosine, cytosine, and guanosine in ILs vs. common organic solvents, found that the formation of hydrogen bonds between the IL anion and the API improved the solubility of ribonucleosides in ILs in comparison to common solvents such as pyridine and DMF. Similarly, Moniruzzaman *et al.*,¹⁹⁵ found that specific hydrophilic ILs having coordinating anions such as [C₁mim][DMP], [C₂mim][DMP], and [C₂mim][OAc] were very good in the dissolution of poorly water soluble acyclovir, an antiviral API used in treatment of herpes simplex virus type 1 and 2 and other viral infections. Bogel-Lukasik *et al.*, working with [N₁₁₂₂(OH)][NTf₂], [BA][NO₃] and [DDA][NO₃] found that the last is a very good solvent for the dissolution of antibiotic antituberculosis drugs such as isoniazid and pyrazinecarboxamide.¹⁹⁸

McCrary *et al.*,¹⁹⁹ investigated tuning IL hydrophilic-lipophilic balance (HLB) for improving water solubility of amphocerin B (Amp B) and itraconazole. In order to solubilize those hard to dissolve APIs, functionality providing HLB was chosen in the IL's ions independently. Acetates were selected as target ILs to dissolve Amp B by tuning cation hydrophobicity and polyethylene glycol (PEG)-based ILs with a hydrophilic cation and tunable hydrophobicity in the anion were selected to dissolve itraconazole. As a result it was shown that Amp B (30 mg mL⁻¹) and itraconazole (5 mg mL⁻¹) could be dissolved into specific ILs. It was also reported that the introduction of such API-IL solutions into water resulted in achieving aqueous solubility at high concentrations (Amp B, 0.10 mg mL⁻¹; itraconazole, 0.25 mg mL⁻¹). This work suggested that with proper knowledge of the structural requirements of the APIs and of IL chemistry, many drugs could be dissolved and effectively solubilized in water.

11.2. Water immiscible ILs as carriers for APIs. The solubility of model pharmaceuticals in common hydrophobic ILs



was investigated by Mizuuchi *et al.*, where albendazole, danazol, acetaminophen, and caffeine were solubilized in $[C_n\text{mim}][\text{BF}_4]$ and $[C_n\text{mim}][\text{PF}_6]$ ILs. They reported that the solubility of albendazole, for example, increased by more than 10 000 times by dissolution in $[C_4\text{mim}][\text{PF}_6]$ compared to water.²⁰⁰

In related work, Smith *et al.*, investigated the solubilities of paracetamol and ibuprofen in $[C_4\text{mim}][\text{PF}_6]$ and $[C_6\text{mim}][\text{PF}_6]$.²⁰¹ Similarly, Jaitely *et al.*, reported the solubilization of APIs in water immiscible ILs based on the $[\text{PF}_6]^-$ anion.²⁰² This paper explored the IL–water partition coefficients of sucrose, penicillin V potassium, dexametasone, progesterone, and dehydro-epiandrosterone and compared the data to octanol–water coefficients. The authors concluded that as a result of the water immiscibility of the IL, the release of sucrose and dexametasone from IL reservoirs into water can be prolonged over 48 h. Of course as one can expect the use of PF_6^- -based ILs, generally considered as toxic due to possible evolution of HF by slow hydrolysis in water,²⁰³ may not be very practical. However this proof of concept opens new possibilities and exploration paths for the search of other less toxic or potentially harmfully hydrophobic ILs as carriers for APIs.

11.3. IL-assisted transdermal delivery of drugs. For APIs that are sparingly soluble in water or any other solvent, another innovative approach for their delivery was presented recently by Moniruzzaman *et al.*¹⁹⁵ IL-assisted non-aqueous microemulsions, composed of a blend of two nontoxic surfactants, polyoxyethylene sorbitan monooleate (Tween-80) and sorbitan laurate (Span-20) with the IL $[C_1\text{mim}][\text{DMP}]$ were used for transdermal delivery of acyclovir (Fig. 15). As a result, acyclovir, which is water insoluble and sparingly soluble in organic solvents, was delivered topically at concentrations that are required for treatment.²⁰⁴

Another example of using ILs to increase the solubility of sparingly soluble drugs and to enhance their topical and transdermal delivery, was presented recently by Dobler *et al.*²⁰⁵ In their work, the authors reported the preparation of oil-in-water (O/W) and water-in-oil (W/O) emulsions containing hydrophilic $[C_6\text{mim}][\text{Cl}]$ and hydrophobic $[C_4\text{mim}][\text{PF}_6]$ incorporated into the emulsion, resulting in stable formulations. As suggested by the authors, and confirmed by preservative efficacy tests, such systems could be used as preservatives.

12. ILs for extraction of medicinal natural ingredients

Ionic liquid-based extraction of natural products from plants is now being investigated as an alternative to conventional

solvent extraction, supercritical fluid extraction, and cloud point extraction, where cost, energy, or environmental impact might be improved. For example, Marrucho *et al.*, recently published interesting survey studies regarding the use of various imidazolium- and cholinium-based ILs in the extraction of saponins and polyphenols from tea and mate.²⁰⁶ The results obtained indicated that high concentration of saponins could be achieved using cholinium chloride and K_3PO_4 following the recovery of saponins in water. The authors therefore suggested that it is possible to tune the IL affinity for a specific solvent and considerably increase the extraction efficiency of saponins and phenols.

There are now many literature examples of utilization of ILs in the extraction of medicinal compounds from medicinal plants with three main approaches of the most interest: (i) use of just ILs as solvent in the ultrasound-assisted extraction of natural products; (ii) microwave-assisted IL extraction of natural products from plants; and (iii) reactive dissolution of biomass in order to extract natural products. We will briefly discuss each in turn.

12.1. Ultrasound-assisted ionic liquid (UAIL) extraction of medicinal compounds. One of the most common approaches to the extraction of medicinal natural ingredients from plants is ultrasonic-assisted extraction with the use of aqueous IL solutions as the extracting phase. For example, Sun *et al.*, reported $[C_4\text{mim}][\text{BF}_4]$ for the extraction of four acetophenones from *C. bungei*, a common Chinese medicinal plant.²⁰⁷ Under optimized conditions, extraction efficiencies were much higher using ILs than those achieved using conventional heat-reflux extraction and ultrasound-assisted extraction in MeOH.

Salvia miltiorrhiza bunge (SMB) also known as red sage, is used in treatment of cardiovascular and cerebrovascular diseases in Chinese traditional medicine. Bi *et al.*, successfully extracted three active components of SMB, *cryptotanshinone*, *tanshinone I*, and *tanshinone II* utilizing ultrasound-assisted aqueous IL extraction techniques.²⁰⁸ The efficiency of this method proved to be a few times higher than using other solvent systems. Moreover, in order to separate the products from the IL, the metathesis reaction to convert the IL from $[C_8\text{mim}][\text{Cl}]$ to $[C_8\text{mim}][\text{PF}_6]$ was performed *in situ* allowing phase separation and product isolation from the IL.

12.2. Microwave-assisted ionic liquid (MAIL) extraction of medicinal compounds. Ionic liquids are efficient microwave absorbers and this has been used to facilitate the dissolution of biomass in ILs, for example with the dissolution or extraction of cellulose from raw lignocellulosic biomass¹⁹⁶ or chitin from crustacean shells.²⁰⁹ Thus, microwave-assisted IL extraction techniques have become popular among researchers developing natural products extraction. Typically, simple ILs are studied such as $[C_4\text{mim}][\text{Br}]$, $[C_4\text{mim}][\text{BF}_4]$, $[C_{10}\text{mim}][\text{BF}_4]$, and $[\text{Allmim}][\text{BF}_4]$, and these work quite well.^{210–212} For example Liu *et al.*, reported extraction of quercetin from the Chinese medicine herb *Toona sinensis*.²¹⁰ Moreover, Yuan *et al.*, reported extraction of podophyllotoxin from *Dysosma versipellis*, *Sinopodophyllum hexandrum*, and *Diphylleia sinensis*,²¹¹ and extraction of rutin from *Saururus chinensis* (Lour.) Bail. (*S. chinensis*) and

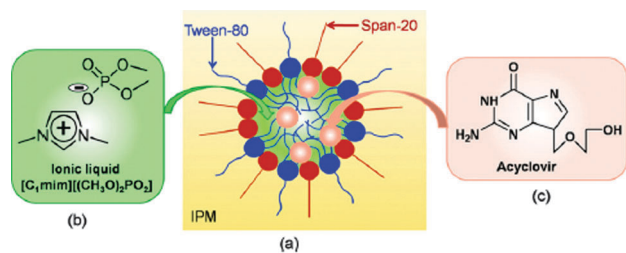


Fig. 15 (a) Schematic representation of IL-in-oil (IL/O) microemulsions containing drug molecules, (b) chemical structure of the IL, and (c) acyclovir. Reproduced from ref. 204 with permission of Elsevier.



Flos Sophorae.²¹² As reported by the authors, the major advantage of using MAIL, is the short time of the extraction process accompanied by the very high recovery rates of the natural products.

12.3. Reactive dissolution using ionic liquids. Building on experiences in the dissolution of biomass and the extraction of natural products from biomass, researchers have begun to study reactive dissolution, that is the process during which the dissolution of natural ingredients is realised by first the chemical reaction of such molecules in order to form derivatives that can later be dissolved and extracted to the IL or other solvents. Ressmann *et al.*, reported the development of a method for the reactive dissolution of star anise by Brønsted-acidic ILs (Fig. 16) where the IL acts as solvent and catalyst for the formation of shikimic acid ethyl ester and later formation of the ketal ester, both intermediates in the production of the anti-influenza drug TamifluTM.²¹³

Bica *et al.*, reported the use of ILs such as [C₂mim][OAc] in the extraction of the pharmaceutically active triterpene betulin (up to 31 wt%) from birch bark with very high extraction yield and purity. Moreover, the reported recovery of the IL *via* azeotropic distillation of EtOH–H₂O proved that this extraction method could be successfully used at large scale (Fig. 17).²¹⁴ In a similar fashion, [C₄mim][Cl] was used in microwave-assisted pretreatment of biomass in order to destroy cell walls of *Cynanchum paniculatum* before paeonol extraction by solvents such as water, methanol, and ethanol.²¹⁵

Chowdhury *et al.*, demonstrated the use of the distillable IL dimethylammonium dimethylcarbamate (DIMCARB) in the extraction of tannins from plant sources such as catechu (*Acacia Catechu*) and myrobolan (*Terminalia Chebula*).²¹⁶ On hydrolysis, these tannins are a source of pharmaceutically active compounds such as ellagic acid and catechin. The DIMCARB IL has a buffering action in the process, deprotonating the tannins to facilitate extraction. The relatively low distillation point of the DIMCARB also allows efficient separation of the products from the IL.

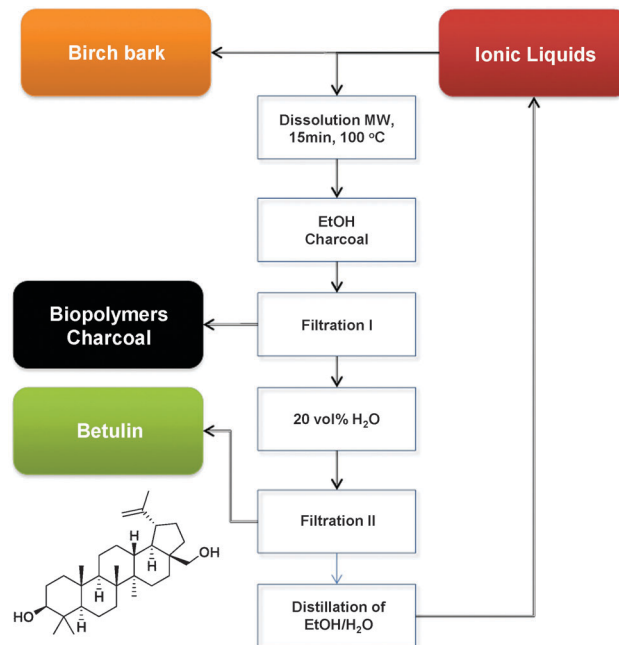


Fig. 17 Scaled up betulin isolation process (MW: microwave heating).²¹⁴

13. Ionic liquids as active pharmaceutical ingredients

In 1998, Davis *et al.*, reported the synthesis of an alkylated derivative of miconazole (an antifungal drug) which was combined with [PF₆][−] to form the IL alkylmiconazolium hexafluorophosphate.²¹⁷ In 2004, Davis and Hoffman *et al.*,²¹⁸ reported the formation of ILs from non-nutritive sweeteners combining the anions of saccharin and acesulfame with organic cations. In both cases the emphasis was on using safer chemicals or natural products of known activity in the formation of ILs, which might negate the rather negative perception of some ILs as being toxic, rather than what the IL form might bring to the use of the active ions.

This changed in 2007,²¹⁹ when some of us asked the question, “Why not let the biological activity of an ion be the primary IL attribute that was being developed?” Designing active pharmaceutical ingredients (APIs) as ILs rather than as crystalline materials, could be another tool to help resolve current problems related to polymorphism, solubility, delivery, release rates, handling, and efficacy.

The first active pharmaceutical ingredient ILs included the synthesis and analysis of lidocainium docusate, prepared in a simple synthesis from lidocaine hydrochloride (a local surface anesthetic) and sodium docusate (an emollient) resulting in a hydrophobic IL. This API-IL in comparison to the parent salts, exhibited modified solubility, increased thermal stability, and improved efficacy in topical analgesia. The improvement in topical analgesia was attributed to synergistic effects of combining the pharmaceutical ions into a single compound.

In another publication, Stoimenovski *et al.*¹⁸⁹ reported IL forms of the common antimuscarinic drug propantheline bromide, which suffers from the presence of different polymorphs.²²⁰ After an anion exchange reaction to form the acesulfamate derivative

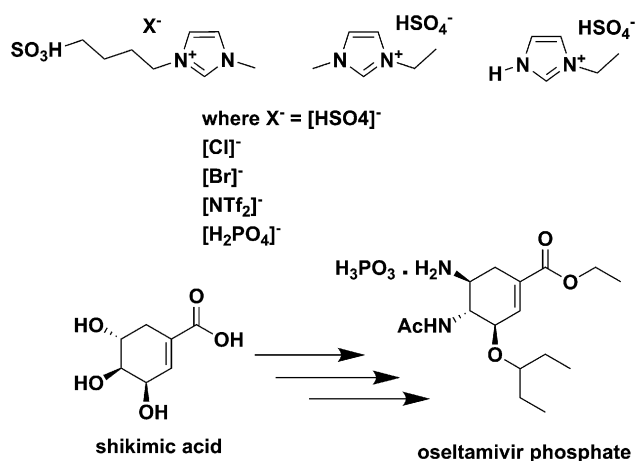


Fig. 16 Acidic ILs used for the reactive dissolution of star anise and formation of shikimic acid.²¹³

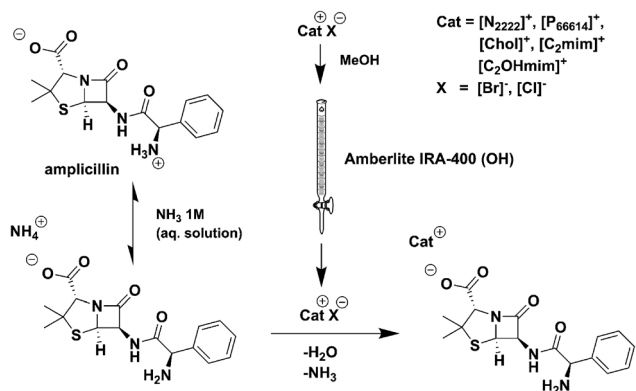


Fig. 18 Schematic synthetic procedure for the preparation of ampicillin-based ILs.²²¹

(a calorie-free artificial sweetener) a new IL was obtained, propantheline acesulfamate. Also Ferraz *et al.*, reported recently on the successful synthesis and analysis of ampicillin-based ILs (Fig. 18), where the ampicillin anion was paired with various organic cations including cholinium and hexadecylpyridinium.^{221,222}

While the initial focus in the study of API-ILs was to improve the properties of one of the ions, the logical next step in using ILs as a platform for development of new (or old) APIs was incorporation of two pharmaceutical functions in the same compound but separated into the individual ions. Such an approach would not only allow for the formation of new interesting forms of drugs, but also introduce new and unique properties in comparison to current solid pharmaceutical forms.

There are indeed many biologically active ions which might form dual functional ILs. For example, from the many classes of available functional ions, reports can be found on using cations with antibacterial, local anaesthetic, anticholinergic, or antifungal properties, and combining them with anions which are antibiotics, NSAIDs, vitamins, emollients or anti-acne agents.^{223,224}

Rogers *et al.*, reported the synthesis of dual functional IL forms of aspirin by pairing pharmaceutically-active cations (antibacterial, analgesic, local anaesthetics, and antiarrhythmic) and acetylsalicylic acid or its metabolite salicylic acid (Fig. 19).²²⁵ The authors discussed the physical properties of the obtained salts in comparison to the parent compounds. With the exception of tramadolium and hexetidinium salts, all obtained salicylates were found to be low melting. Comparison of the acetylsalicylate salts and the corresponding salicylate salts revealed a significant reduction in phase transition temperatures for the acetylsalicylates, likely caused by the absence of inter- or intramolecular hydrogen bonds in the acetylsalicylate anion.

13.1. Stoichiometric to nonstoichiometric API-ILs with protic ions, the oligomeric approach. Many pharmaceutically-active ILs have quite naturally been made from protic APIs those that are easily converted into a cation or anion. Protic ILs, unlike aprotic ILs, exhibit Brønsted acidity due to the exchangeable proton, and hence their properties depend largely on the degree of proton transfer from the acid to the base, as well as hydrogen bonding. Examples of research on protic pharmaceutical ILs can be found in work by MacFarlane *et al.*, which demonstrated

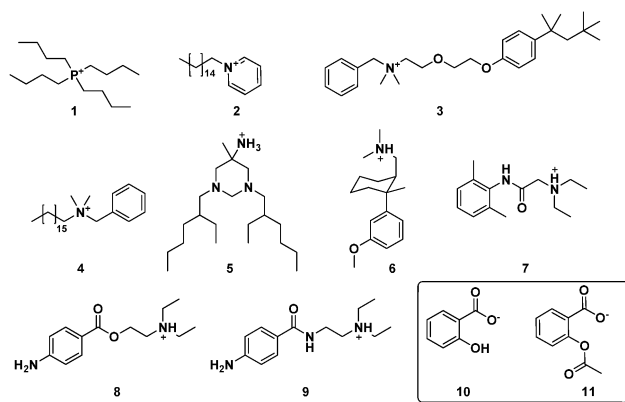


Fig. 19 Antibacterial (1, 2, 3, 4, 5), analgesic (6), local anesthetic (7, 8) and antiarrhythmic (9) cations used in combination with the salicylate (10) and acetylsalicylate anion (11).²²⁵

the synthesis of new protic ILs such as tuaminoheptane, amantadine, 2-pyrrolidinoethanol,²²⁶ and reported the first membrane transport properties of such protonated ILs.²²⁷

Interestingly, the addition of excess protic acid or excess base (not necessarily of the parent compounds) to an existing salt can lead to the liquefaction of low melting salts through the formation of oligomeric ions with confused hydrogen bonding (*i.e.*, strong complexes between ionized and unionized species).²²⁸ This 'oligomeric approach' was presented by Bica *et al.*,²²⁹ as both a liquefaction strategy (lowering melting points to below body or room temperatures) and a strategy to allow the two pharmaceutically active ions to be dosed at different ratios. This is exemplified in Fig. 20 with lidocaine and salicylic acid.²³⁰

It is also important to note when studying protic ionic liquids (whether pharmaceuticals or not), that just because a liquid is obtained when an acid or base are mixed (even when both are solid), does not necessarily mean that a salt has been formed. In a study of different compositions of local anaesthetic lidocaine combined with various fatty acids, spectroscopic and thermal studies revealed the formation of deep eutectics which likely exist at the boundary between simple mixtures and partially ionized salts. By changing the molar composition of lidocaine or the fatty acids, low melting, single fraction mixtures were obtained. For example, the mixtures of lidocaine with decanoic and oleic acids led to liquids which only exhibited glass transitions below $-40\text{ }^{\circ}\text{C}$ (Fig. 21).²²⁹ The deep eutectic behaviour was the result of very strong hydrogen bonds between the lidocaine and acid. These are similar to the types of interactions being used to design co-crystals of APIs and hence the terminology 'liquid co-crystal' was adopted.^{229,231,232}

Another interesting approach to liquidity in API-ILs was presented by Lovejoy *et al.*,²³³ where by combining cationic pharmaceutical Lewis acids with ZnCl_2 , it was possible to obtain liquid forms. Due to the oligomeric forms of zinc chloride anions, the melting points of the parent pharmaceutical chloride salt could be depressed. The authors prepared a series of new API-ILs based on hematropine, ethabutol, ranitidine, and benzetonium. Moreover, it was shown that metal halide-based API-ILs often possess better shelf life.



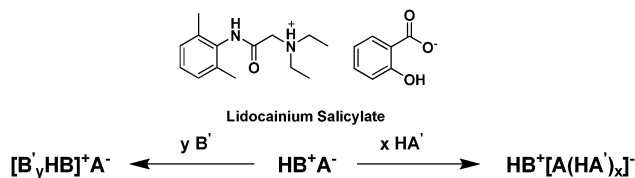


Fig. 20 Oligomeric approach as both a liquefaction strategy and a strategy to allow the two pharmaceutically active ions to be dosed at different ratios.²³⁰

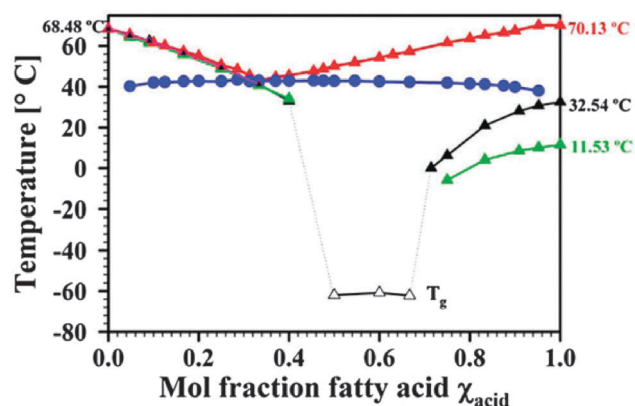


Fig. 21 Transition temperatures for lidocaine:stearic acid (liquidus line red; solid line blue), lidocaine:decanoic acid (black), and lidocaine:oleic acid (green). Reproduced from ref. 229 with permission from the RSC.

13.2. Prodrug approach. The API-IL approach described above requires that the API be ionisable, but many APIs are not easily ionised. One way to utilize such ions in ILs is to borrow from the pharmaceutical prodrug approach,²³⁴ that is to modify the neutral API with a hydrolysable group which provides either a positive or negative charge.²³⁵ Cojocaru *et al.*,²³⁶ demonstrated this by chemical modification of acetaminophen followed by combining the new cation with the docusate anion forming 1-(2-(4-acetamidophenoxy)-2-oxoethyl)-3-methyl-1H-imidazol-3-ium docusate. Here, acetaminophen was initially transformed to 4-acetamidophenyl 2-chloroacetate, followed by the reaction with a neutral amine to give the chloride salt. The chloride was exchanged for the docusate anion, resulting in the formation of an API-IL. This salt could be easily hydrolysed, resulting in acetaminophen (Fig. 22).

14. Antimicrobial ionic liquids

Quaternary ammonium compounds (QACs) have been staple cations for the IL field for many years, as has the use of QACs for disinfection (*e.g.*, common household detergents contain large amounts of various QACs). However, because the initial focus on ILs was as green, non-toxic solvents, the use of antimicrobial ILs took some time to develop. Some of the early examples involved use of protonated 1-alkylimidazolium and 1-alkoxymethylimidazolium lactate-based ILs as antibacterial agents.²³⁷ As the minimum inhibitory concentration (MIC) and minimum biocidal concentrations (MBC) were established it was noted that the antimicrobial activity of these ILs was strongly related to the length of the alkyl substituent, where an alkyl

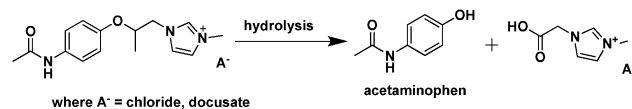


Fig. 22 Hydrolysis of the IL prodrug 1-(2-(4-acetamidophenoxy)-2-oxoethyl)-3-methyl-1H-imidazol-3-ium docusate.²³⁶

chain length below pentyl or pentyloxymethyl resulted in inactivity of the salt toward microorganisms.

Following the concept of using ILs as antiseptics, disinfectants, or antifouling reagents, in recent years a number of publications describing antimicrobial activity of imidazolium, pyridinium, and other quaternary ammonium ILs have been published. One such example describes the preparation and biological activity of a series of ILs composed of imidazolium or pyridinium-based cations and β -lactam antibiotic anions.²³⁸ Many of the prepared salts exhibited excellent antimicrobial properties, as shown by the MIC and MBC values against *Escherichia coli* O157:H7, *Klebsiella pneumoniae*, *Staphylococcus aureus*, and *Enterococcus faecium*. Moreover, when comparing prepared ampicillin ILs (Fig. 23) to parent compounds, sodium ampicillin, and quaternary halides, it was found that in most cases the antibacterial activity of the products was higher than that of the starting materials. Moreover, when normalized for ampicillin content, it was concluded that most of the prepared ILs had much greater antimicrobial activity (up to 43 times higher) than sodium ampicillin alone.

Similarly, in recent studies by Carson *et al.*²³⁹ and Busetti *et al.*,²⁴⁰ the authors reported the synthesis and biological properties of a series of 1-alkyl-3-methylimidazolium chloride and 1-alkylquinolinium ILs (Fig. 24), which possessed broad antimicrobial activity against various Gram positive and Gram negative bacteria, and fungi, with clear dependency between this activity and the alkyl chain length. As it was described by the authors, the microbial biofilms, which protect microorganisms from antiseptics, disinfectants, and antibiotics, can be broken down by long alkyl chain-containing ILs.

Surface decontamination and sterilization is also one of the big challenges for clinical environments as bacteria such as *Staphylococcus aureus* (MRSA) are very difficult to eliminate

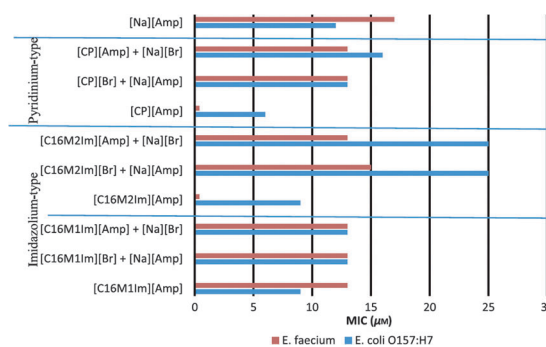


Fig. 23 Comparison of MIC between ampicillin ILs and their starting materials tested in combination. Reproduced from ref. 238 with permission from John Wiley & Sons.



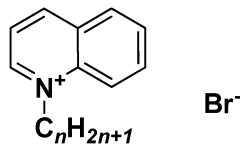


Fig. 24 Generic structure of alkyquinolinium salts $[(C_n\text{quin})][Br]$.²⁴⁰

from the surfaces of medical devices, which are mostly made of various polymers and plastics. In a recent report by Choi *et al.*, the authors presented the preparation of two dual functional ILs 1-ethylpyridinium docusate and tributyl(2-hydroxyethyl)-phosphonium docusate, which were used as both a plasticising additive for production of polymers and at the same time antimicrobial and antibiofilm-forming agents to a range of antibiotic resistant bacteria.²⁴¹ As suggested by the authors such an approach could be adopted in the future for the preparation of multifunctional additives for medical grade polymers.

Antimicrobials also have an important application in corrosion inhibition, since many metal corrosion processes, for example in pipelines and ship hulls, are initiated by microbial action. In this context Seter *et al.*,^{242,243} have recently described and tested a number of novel dual-active salts, some of which are ILs, which are designed to be active against a range of bacteria commonly found to be associated with biofouling in the marine environment, including *Citrobacter freundii*. For example, cetrimonium nalidixate was prepared as a novel dual-active and shown to combat both biofilm formation and micro-biologically influenced corrosion.

It is apparent from the literature results recently reported, and from knowledge in the fields of disinfectants and other antimicrobial agents, that the use of ILs (in many cases QACs) as new forms of antimicrobial agents is well justified. Moreover, due to the fact that the disinfectants and other antimicrobial agents, especially for use on surfaces do not necessarily have to go through rigorous biological testing procedures as is the case for new pharmaceutical agents, it can be expected that in this particular field in the near future we may observe the first commercial uses of biologically-active ILs.

15. Agricultural chemical-based ionic liquids

The use of biologically-active ILs is not limited to pharmaceutical compounds. Several agrochemicals are also amenable to being made into ILs. As the human population grows, better methods for plant protection are needed in order to facilitate growth and protect crops from unwanted diseases and other stress factors. One of the biggest challenges in plant protection and plant growth is the presence of weeds that coexist with the crops in the same field and strongly compete for water, minerals, and light. The use of herbicides can help in protecting crops, but often the herbicides can have an adverse effect on non-weed plants and animals as well.²⁴⁴

Recent studies on herbicidal ILs have concentrated on the synthesis of various derivatives of commonly known herbicides in order to moderate the solubility of the herbicide, improve its efficacy, and to reduce its drift into the environment.

Pernak *et al.*, presented the synthesis and characterization of a group of herbicidal ILs based on anionic derivatives of 2,4-D,^{245,246} MCPA,²⁴⁵ and others.²⁴⁷ Use of ILs based on the 2,4-D anion in combination with cations such as alkyl-di(2-hydroxyethyl)-methylammonium, dialkyldimethylammonium, and alkyltri-methylammonium, resulted in formation of salts with much higher activity against broad-leaf weeds when tested in the field compared to commonly used dimethylammonium salts of 2,4-D. Moreover, the thermal stabilities of the ILs were often higher than of the parent herbicide and showed substantially lower water solubility (which can be advantageous in terms of slow release and lack of washing-out effects). The authors also speculated that due to the nonvolatile nature of the ILs, these new herbicides may be safer to the operators and neighbouring plants.²⁴⁵

Similarly, when analysing the biological activity of MCPA-based ILs, which were composed of plant growth regulator cations (e.g., ammonium, phosphonium, pyridinium, imidazolium, morpholinium, and piperidinium) and the MCPA anion, higher biological activity was observed for ILs along with higher thermal stability and substantially lower solubility in water. The authors speculated that the acute toxicity of such ILs could be controlled by appropriate selection of cation types.²⁴⁸

Also recently, Pernak and Rogers reported their work on a group of new dicamba (3,6-dichloro-2-methoxybenzoic acid)-based herbicidal salts through pairing the dicamba anion with quaternary tetraalkyl- or alkoxyammonium, piperidinium, imidazolium, pyridinium, morpholinium, quinolinium, and phosphonium cations. These salts were prepared to improve the efficacy of this widely known herbicide used to protect maize, grassland, and other cultures. Growth chamber and field test data suggested that IL forms of dicamba offer substantially increased efficacy which would allow less to be applied in the field.²⁴⁹

Another application where the IL concept is applied to modify the properties of biologically-active substances was recently presented by Smiglak *et al.*,²⁵⁰ where the authors focused on the chemical modification of plant resistance inducer benzo[1,2,3]thiadiazole-7-carboxylate (BTH) in order to produce its anionic and cationic form and later to convert it to an IL. The counter ions used for pairing with the BTH anion were cholinium and decylbutyldimethylammonium. In both cases it was possible to obtain salts that were soluble in water, in comparison with non-water soluble BTH. Moreover, use of long alkyl chain quaternary ammonium cations brings antibacterial properties to these new salts.

Another application for the use of dual functional ILs is in the preparation of novel antifungal agents. Bica *et al.*,²⁵¹ reported hydrophobic fungicide forms of the actives thiabendazole and imazalil with increased rain persistence and activity against potato tuber diseases. Analysing for example, the activity of thiabendazolium docusate at various concentrations, it was found that the activity of the antifungal agent was retained with EC₅₀ values similar to those obtained with neutral thiabendazole (Fig. 25). In light of the possible applications of ILs as herbicidal agents, it is important to remember that such compounds



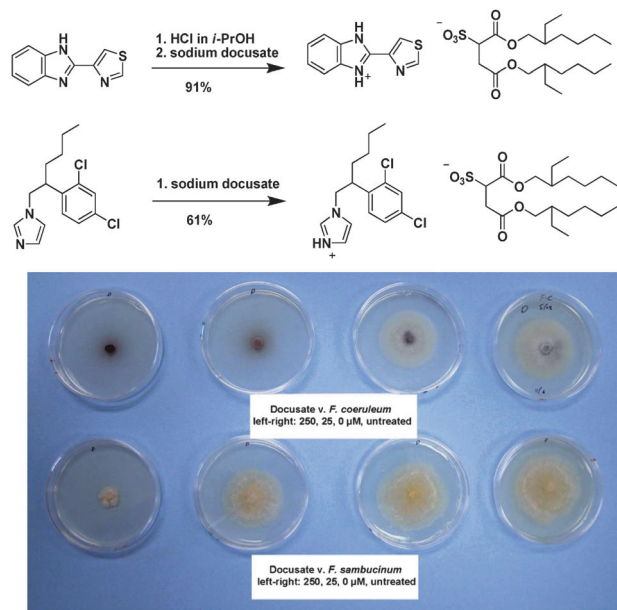


Fig. 25 *In vitro* activity of thiabendazolium docusate against *F. coeruleum* and *F. sambucinum*. Reproduced from ref. 251 with permission from the RSC.

in use will be exposed to the environment. Thus, it is important to be aware of the issues related to biodegradability, eco-toxicity, and to possible accumulation in soils of various herbicidal ILs. Ongoing research focusing on these aspects of ILs is currently well represented in the literature with, for example, the work of Scammells and Singer,^{252–255} and Stolte.^{256,257}

Conclusions

Here we could only touch the surface of a few areas of modern ILs research. As knowledge in the field grows from both experiment and theory, imaginative uses of ILs continue to arise. As IL researchers become more adept at describing their findings to new research communities outside their own disciplines, exploitation of the property sets inherent in ILs become apparent in areas no one had anticipated. We fully expect this trend to continue.

Key aspects requiring further development within the field itself that will support advances in both existing and new applications in our view include: (i) a greater focus and understanding of mixtures of ILs, both with molecular species and also other ILs,²⁵⁸ (ii) a deeper understanding of thermodynamic activities in ILs, including solutes such as Li⁺ and H₂O and the main component ions, especially in regard to proton activities, (iii) investigations of ion-induced structure at the nanometer level and its influence on physical and chemical properties; structure that may persist for long times and even after dilution into solvents, (iv) transport properties and their link to structure (and thereby to ionicity) both in the bulk liquid, as well as in confined states such as mesoporous catalyst and electrode structures; (v) biological activity including synergistic effects of IL ions in neutral, charged, and partially ionized forms;

and (vi) environmental and economic impacts of using ILs in large and small scale industrial processes. We ask the research community to continue these investigations and others yet to be anticipated as the field looks forward to the exciting developments that will emerge.

Abbreviations

Cations

[Allmim] ⁺	1-Allyl-3-methylimidazolium
[BA] ⁺	(Benzyl)dimethylalkylammonium
[(carboxymethyl)mim] ⁺	1-Carboxymethyl-3-methylimidazolium
[C ₁₀ mim] ⁺	1-Decyl-3-methylimidazolium
[C ₁₆ mim] ⁺	1-Hexadecyl-3-methylimidazolium
[C ₁ mim] ⁺	1,3-Dimethylimidazolium
[C ₂ mim] ⁺	1-Ethyl-3-methylimidazolium
[C ₂ OHmim] ⁺	1-Ethanol-3-methylimidazolium
[C ₃ mim] ⁺	1-Propyl-3-methylimidazolium
[C ₄ mim] ⁺	1-Butyl-3-methylimidazolium
[C ₄ mpyr] ⁺	1-Butyl-1-methylpyrrolidinium
[C ₆ mim] ⁺	1-Hexyl-3-methylimidazolium
[C ₈ mim] ⁺	1-Octyl-3-methylimidazolium
[Chol] ⁺	Cholinium
[DDA] ⁺	Didecyltrimethylammonium
[hmpy] ⁺	1- <i>n</i> -Hexyl-3-methylpyridinium
[N _{1122(OH)}] ⁺	Ethyl(2-hydroxyethyl)dimethylammonium
[N ₂₂₂₂] ⁺	Tetraethylammonium
[N ₄₄₄₄] ⁺	Tetrabutylammonium
[aP ₄₄₄₃] ⁺	Tributyl-3-aminopropylphosphonium
[N _{H111}] ⁺	Trimethylammonium
[N _{H122}] ⁺	Diethylmethylammonium
[NH ₂ p-bim] ⁺	1-Butyl-3-propylamine-imidazolium
[P ₄₄₄₁₀] ⁺	Tributyldecylphosphonium
[P ₆₆₆₁₄] ⁺	Trihexyltetradecylphosphonium
[TMG] ⁺	1,1,3,3-Tetramethylguanidinium
[TMGB ₂] ⁺	1,1,3,3-Tetramethyl-1,1-dibutylguanidinium

Anions

[B(CN) ₄] [−]	Tetracyanoborate
[BF ₄] [−]	Tetrafluoroborate
[Br] [−]	Bromide
[Cl] [−]	Chloride
[DMP] [−]	Dimethyl phosphate
[FSI] [−]	Bis(fluorosulfonyl)imide
[HSO ₄] [−]	Hydrogensulfate
[H ₂ PO ₄] [−]	Dihydrogen phosphate
[I] [−]	Iodide
[Im] [−]	Imidazolate
[N(CN) ₂] [−]	Dicyanamide
[NO ₃] [−]	Nitrate
[NTf ₂] [−]	Bis((Trifluoromethane)sulfonyl)imide
[OAc] [−]	Acetate



[OTf] [−]	Trifluoromethanesulfonate
[PF ₆] [−]	Hexafluorophosphate
[SCN] [−]	Thiocyanate
[Tetr] [−]	Tetrazolate
Neutrals	
2,4-D	2,4-Dichlorophenoxyacetic acid
Amp B	Amphocerin B
H ₂ BDC	1,4-Benzenedicarboxylic acid
H ₃ BTC	1,3,5-Benzenetricarboxylic acid
DIMCARB	Dimethylammonium dimethylcarbamate
HDA	1,6-Hexanediamine
HNTf ₂	Bis((trifluoromethane)sulfonyl)imide acid
ITO/PEN	Indium tin oxide/polyethylene naphthalate
MCPA	2-Methyl-4-chlorophenoxyacetic acid
MPN	3-Methoxypropionitrile
PEDOT	Poly(3,4-ethylenedioxythiophene)
PEG	Polyethylene glycol
TTIP	Titanium isopropoxide
Miscellaneous	
API	Active pharmaceutical ingredient
BAIL	Brønsted acidic ionic liquid
CHA	Chabasite
DSSC	Dye-sensitized solar cell
GO	Graphene oxide
HLB	Hydrophilic-lipophilic balance
HMS	Hollow microsphere
HOR	Hydrogen oxidation reaction
IPCE	Incident photon-to-current conversion efficiency
MOF	Metal-organic frameworks
NSAID	Non-steroidal anti-inflammatory drug
OCV	Open circuit voltage
OIPC	Organic ionic plastic crystal
ORR	Oxygen reduction reaction
PEMFC	Proton exchange membrane fuel cell
PIL	Protic ionic liquids
POM	Polyoxometalate
QAC	Quaternary ammonium compound
rGO	Reduced graphene oxide
SDA	Structure directing agent
SEI	Solid-electrolyte interface

Acknowledgements

M. Smiglak gratefully acknowledges funding from the National Science Center of Poland (project SONATA, grant number 2011/03/D/ST5/06200 and OPUS, grant number 2012/05/B/ST5/00375), the Foundation for Polish Science (project HOMING PLUS, grant number 2012-5/13), and a fellowship from the Polish Ministry of Higher Education and Science. J. M. Pringle and

D. R. MacFarlane gratefully acknowledge funding from the Australian Research Council through its Centre of Excellence program, and also for fellowship support for D. R. MacFarlane (Australian Laureate Fellowship). S. Zhang, X. Lu, L. Han, and H. Gao gratefully acknowledge the financial support from the international scientific and technological cooperation and exchange projects (2014DFA61670), the National Natural Science Foundation of China (grant number 21210006), and the Beijing Municipal Natural Science Foundation (grant number 2131005). R. D. Rogers thanks the U.S. Department of Energy, Office of Nuclear Energy (Award # DE-NE0000672), the U.S. National Science Foundation Alabama EPSCoR Research Infrastructure Improvement Project (EPS-0814103), the U.S. Air Force Office of Scientific Research (agreement number FA9550-10-1-0521), Monsanto, 525 Solutions, Reliance, and the Novartis-Massachusetts Institute of Technology (MIT) Center for Continuous Manufacturing (CCM) for current support of ionic liquids projects.

References

- 1 <http://pubs.rsc.org/en/journals/articlecollectionlanding?sercode=cc&themeid=d3759160-edca-4baf-871d-b8873930c974>, last accessed on Feb. 16, 2014.
- 2 J. M. Pandolfi, S. R. Connolly, D. J. Marshall and A. L. Cohen, *Science*, 2011, **333**, 418–422.
- 3 D. R. MacFarlane, N. Tachikawa, M. Forsyth, J. M. Pringle, P. C. Howlett, G. D. Elliott, J. H. Davis, M. Watanabe, P. Simon and C. A. Angell, *Energy Environ. Sci.*, 2014, **7**, 232–250.
- 4 E. D. Bates, R. D. Mayton, I. Ntai and J. H. Davis, *J. Am. Chem. Soc.*, 2002, **124**, 926–927.
- 5 J. Zhang, S. Zhang, K. Dong, Y. Zhang, Y. Shen and X. Lv, *Chem. – Eur. J.*, 2006, **12**, 4021–4026.
- 6 Y. Zhang, S. Zhang, X. Lu, Q. Zhou, W. Fan and X. Zhang, *Chem. – Eur. J.*, 2009, **15**, 3003–3011.
- 7 B. E. Gurkan, J. C. de la Fuente, E. M. Mindrup, L. E. Ficke, B. F. Goodrich, E. A. Price, W. F. Schneider and J. F. Brennecke, *J. Am. Chem. Soc.*, 2010, **132**, 2116–2117.
- 8 C. Wang, H. Luo, X. Luo, H. Li and S. Dai, *Green Chem.*, 2010, **12**, 2019–2023.
- 9 C. Wang, S. M. Mahurin, H. Luo, G. A. Baker, H. Li and S. Dai, *Green Chem.*, 2010, **12**, 870–874.
- 10 C. Wang, X. Luo, H. Luo, D.-e. Jiang, H. Li and S. Dai, *Angew. Chem., Int. Ed.*, 2011, **50**, 4918–4922.
- 11 C. Wang, Y. Guo, X. Zhu, G. Cui, H. Li and S. Dai, *Chem. Commun.*, 2012, **48**, 6526–6528.
- 12 C. Wang, H. Luo, H. Li, X. Zhu, B. Yu and S. Dai, *Chem. – Eur. J.*, 2012, **18**, 2153–2160.
- 13 R. Vijayraghavan, S. J. Pas, E. I. Izgorodina and D. R. MacFarlane, *Phys. Chem. Chem. Phys.*, 2013, **15**, 19994–19999.
- 14 J. Ilconich, C. Myers, H. Pennline and D. Luebke, *J. Membr. Sci.*, 2007, **298**, 41–47.
- 15 J. E. Bara, C. J. Gabriel, E. S. Hatakeyama, T. K. Carlisle, S. Lessmann, R. D. Noble and D. L. Gin, *J. Membr. Sci.*, 2008, **321**, 3–7.
- 16 P. Scovazzo, D. Havar, M. McShea, S. Mixon and D. Morgan, *J. Membr. Sci.*, 2009, **327**, 41–48.
- 17 S. Yoo, J. Won, S. W. Kang, Y. S. Kang and S. Nagase, *J. Membr. Sci.*, 2010, **363**, 72–79.
- 18 J. Albo, E. Santos, L. A. Neves, S. P. Simeonov, C. A. M. Afonso, J. G. Crespo and A. Irabien, *Sep. Purif. Technol.*, 2012, **97**, 26–33.
- 19 L. A. Neves, C. Afonso, I. M. Coelho and J. G. Crespo, *Sep. Purif. Technol.*, 2012, **97**, 34–41.
- 20 T. K. Carlisle, E. F. Wiesenauer, G. D. Nicodemus, D. L. Gin and R. D. Noble, *Ind. Eng. Chem. Res.*, 2013, **52**, 1023–1032.
- 21 L. C. Tome, D. Mecerreyes, C. S. R. Freire, L. P. N. Rebelo and I. M. Marrucho, *J. Membr. Sci.*, 2013, **428**, 260–266.
- 22 J. E. Bara, D. E. Camper, D. L. Gin and R. D. Noble, *Acc. Chem. Res.*, 2010, **43**, 152–159.



- 23 D. D. Iarikov, P. Hacarlioglu and S. T. Oyama, *Chem. Eng. J.*, 2011, **166**, 401–406.
- 24 D. Camper, J. E. Bara, D. L. Gin and R. D. Noble, *Ind. Eng. Chem. Res.*, 2008, **47**, 8496–8498.
- 25 A. Ahmady, M. A. Hashim and M. K. Aroua, *J. Chem. Eng. Data*, 2010, **55**, 5733–5738.
- 26 N. A. Sairi, R. Yusoff, Y. Alias and M. K. Aroua, *Fluid Phase Equilib.*, 2011, **300**, 89–94.
- 27 M. M. Taib and T. Murugesan, *Chem. Eng. J.*, 2012, **181**, 56–62.
- 28 J. L. Anderson, J. K. Dixon, E. J. Maginn and J. F. Brennecke, *J. Phys. Chem. B*, 2006, **110**, 15059–15062.
- 29 J. Huang, A. Riisager, P. Wasserscheid and R. Fehrmann, *Chem. Commun.*, 2006, 4027–4029.
- 30 S. Y. Hong, J. Im, J. Palgunadi, S. D. Lee, J. S. Lee, H. S. Kim, M. Cheong and K. D. Jung, *Energy Environ. Sci.*, 2011, **4**, 1802–1806.
- 31 W. Z. Wu, B. X. Han, H. X. Gao, Z. M. Liu, T. Jiang and J. Huang, *Angew. Chem., Int. Ed.*, 2004, **43**, 2415–2417.
- 32 S. Tian, Y. Hou, W. Wu, S. Ren and C. Zhang, *RSC Adv.*, 2013, **3**, 3572–3577.
- 33 M. Jin, Y. Hou, W. Wu, S. Ren, S. Tian, L. Xiao and Z. Lei, *J. Phys. Chem. B*, 2011, **115**, 6585–6591.
- 34 S. Ren, Y. Hou, W. Wu and M. Jin, *Ind. Eng. Chem. Res.*, 2011, **50**, 998–1002.
- 35 S. Ren, Y. Hou, W. Wu, Q. Liu, Y. Xiao and X. Chen, *J. Phys. Chem. B*, 2010, **114**, 2175–2179.
- 36 Y. Shang, H. Li, S. Zhang, H. Xu, Z. Wang, L. Zhang and J. Zhang, *Chem. Eng. J.*, 2011, **175**, 324–329.
- 37 C. Wang, J. Zheng, G. Cui, X. Luo, Y. Guo and H. Li, *Chem. Commun.*, 2013, **49**, 1166–1168.
- 38 G. Cui, C. Wang, J. Zheng, Y. Guo, X. Luo and H. Li, *Chem. Commun.*, 2012, **48**, 2633–2635.
- 39 C. Wang, G. Cui, X. Luo, Y. Xu, H. Li and S. Dai, *J. Am. Chem. Soc.*, 2011, **133**, 11916–11919.
- 40 F. de Bruijn, *Green Chem.*, 2005, **7**, 132–150.
- 41 R. Devanathan, *Energy Environ. Sci.*, 2008, **1**, 101–119.
- 42 S. M. Haile, *Acta Mater.*, 2003, **51**, 5981–6000.
- 43 S.-Y. Lee, A. Ogawa, M. Kanno, H. Nakamoto, T. Yasuda and M. Watanabe, *J. Am. Chem. Soc.*, 2010, **132**, 9764–9773.
- 44 Q. Li, R. He, J. O. Jensen and N. J. Bjerrum, *Chem. Mater.*, 2003, **15**, 4896–4915.
- 45 S. Yi, F. Zhang, W. Li, C. Huang, H. Zhang and M. Pan, *J. Membr. Sci.*, 2011, **366**, 349–355.
- 46 Y.-S. Ye, J. Rick and B.-J. Hwang, *J. Mater. Chem. A*, 2013, **1**, 2719–2743.
- 47 F. Lu, X. Gao, X. Yan, H. Gao, L. Shi, H. Jia and L. Zheng, *ACS Appl. Mater. Interfaces*, 2013, **5**, 7626–7632.
- 48 M. A. B. H. Susan, A. Noda, S. Mitsushima and M. Watanabe, *Chem. Commun.*, 2003, 938–939.
- 49 J.-P. Belieres, D. Gervasio and C. A. Angell, *Chem. Commun.*, 2006, 4799–4801.
- 50 J.-P. Belieres and C. A. Angell, *J. Phys. Chem. B*, 2007, **111**, 4926–4937.
- 51 M. S. Miran, H. Kinoshita, T. Yasuda, M. A. B. H. Susan and M. Watanabe, *Phys. Chem. Chem. Phys.*, 2012, **14**, 5178–5186.
- 52 J. Stoimenovski, E. I. Izgorodina and D. R. MacFarlane, *Phys. Chem. Chem. Phys.*, 2010, **12**, 10341–10347.
- 53 H. Nakamoto and M. Watanabe, *Chem. Commun.*, 2007, 2539–2541.
- 54 M. Yoshizawa, W. Xu and C. A. Angell, *J. Am. Chem. Soc.*, 2003, **125**, 15411–15419.
- 55 A. Noda, M. A. B. H. Susan, K. Kudo, S. Mitsushima, K. Hayamizu and M. Watanabe, *J. Phys. Chem. B*, 2003, **107**, 4024–4033.
- 56 T. L. Greaves and C. J. Drummond, *Chem. Rev.*, 2008, **108**, 206–237.
- 57 M. S. Miran, T. Yasuda, M. A. B. H. Susan, K. Dokko and M. Watanabe, *RSC Adv.*, 2013, **3**, 4141–4144.
- 58 T. Yasuda, S.-i. Nakamura, Y. Honda, K. Kinugawa, S.-Y. Lee and M. Watanabe, *ACS Appl. Mater. Interfaces*, 2012, **4**, 1783–1790.
- 59 T. Yasuda and M. Watanabe, *MRS Bull.*, 2013, **38**, 560–566.
- 60 H. Ohno and M. Yoshizawa-Fujita, *Electrochemical Aspects of ILS*, 2nd edn, 2011, pp. 419–431.
- 61 U. A. Rana, M. Forsyth, D. R. MacFarlane and J. M. Pringle, *Electrochim. Acta*, 2012, **84**, 213–222.
- 62 A. Mirjafari, L. N. Pham, J. R. McCabe, N. Mobarrez, E. A. Salter, A. Wierzbicki, K. N. West, R. E. Sykora and J. H. Davis, *RSC Adv.*, 2013, **3**, 337–340.
- 63 J. A. Bautista-Martinez, L. Tang, J. P. Belieres, R. Zeller, C. A. Angell and C. Friesen, *J. Phys. Chem. C*, 2009, **113**, 12586–12593.
- 64 M. Yoshizawa-Fujita, K. Fujita, M. Forsyth and D. R. MacFarlane, *Electrochem. Commun.*, 2007, **9**, 1202–1205.
- 65 U. A. Rana, P. M. Bayley, R. Vijayaraghavan, P. Howlett, D. R. MacFarlane and M. Forsyth, *Phys. Chem. Chem. Phys.*, 2010, **12**, 11291–11298.
- 66 U. A. Rana, R. Vijayaraghavan, R. MacFarlane Douglas and M. Forsyth, *J. Mater. Chem.*, 2012, **22**, 2965–2974.
- 67 U. A. Rana, I. Shakir, R. Vijayaraghavan, D. R. MacFarlane, M. Watanabe and M. Forsyth, *Electrochim. Acta*, 2013, **111**, 41–48.
- 68 S. Zhang, Y. Shao, G. Yin and Y. Lin, *J. Mater. Chem. A*, 2013, **1**, 4631–4641.
- 69 C. Ke, J. Li, X. Li, Z. Shao and B. Yi, *RSC Adv.*, 2012, **2**, 8953–8956.
- 70 J. Snyder, K. Livi and J. Erlebacher, *Adv. Funct. Mater.*, 2013, **23**, 5494–5501.
- 71 F. Blanc, M. Leskes and C. P. Grey, *Acc. Chem. Res.*, 2013, **46**, 1952–1963.
- 72 N. Papageorgiou, Y. Athanassov, M. Armand, P. Bonhote, H. Pettersson, A. Azam and M. Graetzel, *J. Electrochem. Soc.*, 1996, **143**, 3099–3108.
- 73 Y. Bai, Y. Cao, J. Zhang, M. Wang, R. Li, P. Wang, S. M. Zakeeruddin and M. Graetzel, *Nat. Mater.*, 2008, **7**, 626–630.
- 74 Y. Bai, J. Zhang, Y. Wang, M. Zhang and P. Wang, *Langmuir*, 2011, **27**, 4749–4755.
- 75 M. K. Nazeeruddin, A. Kay, I. Rodicio, R. Humphry-Baker, E. Mueller, P. Liska, N. Vlachopoulos and M. Graetzel, *J. Am. Chem. Soc.*, 1993, **115**, 6382–6390.
- 76 C. A. Kelly, F. Farzad, D. W. Thompson, J. M. Stipkala and G. J. Meyer, *Langmuir*, 1999, **15**, 7047–7054.
- 77 Z. Yu, M. Gorlov, G. Boschloo and L. Kloo, *J. Phys. Chem. C*, 2010, **114**, 22330–22337.
- 78 P. Wang, S. M. Zakeeruddin, J.-E. Moser and M. Graetzel, *J. Phys. Chem. B*, 2003, **107**, 13280–13285.
- 79 V. Armel, J. M. Pringle, M. Forsyth, D. R. MacFarlane, D. L. Officer and P. Wagner, *Chem. Commun.*, 2010, **46**, 3146–3148.
- 80 S. M. Zakeeruddin and M. Graetzel, *Adv. Funct. Mater.*, 2009, **19**, 2187–2202.
- 81 L. M. Peter, *J. Phys. Chem. Lett.*, 2011, **2**, 1861–1867.
- 82 A. Yella, H.-W. Lee, H. N. Tsao, C. Yi, A. K. Chandiran, M. K. Nazeeruddin, E. W.-G. Diao, C.-Y. Yeh, S. M. Zakeeruddin and M. Graetzel, *Science*, 2011, **334**, 629–634.
- 83 D. Xu, H. Zhang, X. Chen and F. Yan, *J. Mater. Chem. A*, 2013, **1**, 11933–11941.
- 84 J. Liu, X. Yang, J. Cong, L. Kloo and L. Sun, *Phys. Chem. Chem. Phys.*, 2012, **14**, 11592–11595.
- 85 T. J. Abraham, D. R. MacFarlane and J. M. Pringle, *Energy Environ. Sci.*, 2013, **6**, 2639–2645.
- 86 J. M. Pringle and V. Armel, *Int. Rev. Phys. Chem.*, 2011, **30**, 371–407.
- 87 J. Nei de Freitas, A. F. Nogueira and M.-A. De Paoli, *J. Mater. Chem.*, 2009, **19**, 5279–5294.
- 88 V. Armel, M. Forsyth, D. R. MacFarlane and J. M. Pringle, *Energy Environ. Sci.*, 2011, **4**, 2234–2239.
- 89 Q. Li, X. Chen, J. Zhao, L. Qiu, Y. Zhang, B. Sun and F. Yan, *J. Mater. Chem.*, 2012, **22**, 6674–6679.
- 90 M. Zhang, J. Zhang, Y. Bai, Y. Wang, M. Su and P. Wang, *Phys. Chem. Chem. Phys.*, 2011, **13**, 3788–3794.
- 91 Q. Li, J. Zhao, B. Sun, B. Lin, L. Qiu, Y. Zhang, X. Chen, J. Lu and F. Yan, *Adv. Mater.*, 2012, **24**, 945–950.
- 92 R. Harikisun and H. Desilvestro, *Sol. Energy*, 2011, **85**, 1179–1188.
- 93 D. Kuang, C. Klein, Z. Zhang, S. Ito, J.-E. Moser, S. M. Zakeeruddin and M. Graetzel, *Small*, 2007, **3**, 2094–2102.
- 94 T. Miyasaka, *J. Phys. Chem. Lett.*, 2011, **2**, 262–269.
- 95 M. Wu and T. Ma, *ChemSusChem*, 2012, **5**, 1343–1357.
- 96 M. Wang, A. M. Anghel, B. Marsan, N.-L. Cevey Ha, N. Postrakulchote, S. M. Zakeeruddin and M. Graetzel, *J. Am. Chem. Soc.*, 2009, **131**, 15976–15977.
- 97 J. M. Pringle, V. Armel and D. R. MacFarlane, *Chem. Commun.*, 2010, **46**, 5367–5369.
- 98 Y. Saito, W. Kubo, T. Kitamura, Y. Wada and S. Yanagida, *J. Photochem. Photobiol. A*, 2004, **164**, 153–157.
- 99 S. Carli, E. Busatto, S. Caramori, R. Boaretto, R. Argazzi, C. J. Timpson and C. A. Bignozzi, *J. Phys. Chem. C*, 2013, **117**, 5142–5153.
- 100 T. M. Tritt, *Annual Reviews in Materials Research*, 2011, **41**, 433–448.
- 101 J. R. Szczech, J. M. Higgins and S. Jin, *J. Mater. Chem.*, 2011, **21**, 4037–4055.



- 102 K. Biswas, J. He, I. D. Blum, C.-I. Wu, T. P. Hogan, D. N. Seidman, V. P. Dravid and M. G. Kanatzidis, *Nature*, 2012, **489**, 414–418.
- 103 H. L. Chum and R. A. Osteryoung, *Sol. Energy Res. Inst.*, Golden, CO, USA, 1981, p. 223.
- 104 R. C. Hu, B. A. Cola, N. Haram, J. N. Barisci, S. Lee, S. Stoughton, G. Wallace, C. Too, M. Thomas, A. Gestos, M. E. dela Cruz, J. P. Ferraris, A. A. Zakhidov and R. H. Baughman, *Nano Lett.*, 2010, **10**, 838–846.
- 105 J. T. Hupp and M. J. Weaver, *Inorg. Chem.*, 1984, **23**, 3639–3644.
- 106 T. Migita, N. Tachikawa, Y. Katayama and T. Miura, *Electrochemistry*, 2009, **77**, 639–641.
- 107 A. J. DeBethune, T. S. Licht and N. Swendeman, *J. Electrochem. Soc.*, 1959, **106**, 616–625.
- 108 Y. Yamato, Y. Katayama and T. Miura, *J. Electrochem. Soc.*, 2013, **160**, H309–H314.
- 109 T. J. Abraham, D. R. MacFarlane, R. H. Baughman, L. Jin, N. Li and J. M. Pringle, *Electrochim. Acta*, 2013, **113**, 87–93.
- 110 <http://www.boeing.com/787-media-resource/docs/fct-031514-787%20battery%20timeline.pdf>, last accessed on Feb. 13, 2014.
- 111 H. Yoon, G. H. Lane, Y. Shekibi, P. C. Howlett, M. Forsyth, A. S. Best and D. R. MacFarlane, *Energy Environ. Sci.*, 2013, **6**, 979–986.
- 112 H. Yoon, P. C. Howlett, A. S. Best, M. Forsyth and D. R. MacFarlane, *J. Electrochem. Soc.*, 2013, **160**, A1629–A1637.
- 113 J. B. Goodenough and K. S. Park, *J. Am. Chem. Soc.*, 2013, **135**, 1167–1176.
- 114 S. Higashi, Y. Kato, K. Takechi, H. Nakamoto, F. Mizuno, H. Nishikoori, H. Iba and T. Asaka, *J. Power Sources*, 2013, **240**, 14–17.
- 115 F. Mizuno, K. Takechi, S. Higashi, T. Shiga, T. Shiotsuki, N. Takazawa, Y. Sakurabayashi, S. Okazaki, I. Nitta, T. Kodama, H. Nakamoto, H. Nishikoori, S. Nakanishi, Y. Kotani and H. Iba, *J. Power Sources*, 2013, **228**, 47–56.
- 116 N. Recham, J.-N. Chotard, L. Dupont, C. Delacourt, W. Walker, M. Armand and J.-M. Tarascon, *Nat. Mater.*, 2009, **9**, 68–74.
- 117 B. Dunn, H. Kamath and J.-M. Tarascon, *Science*, 2011, **334**, 928–935.
- 118 V. A. Nikitina, A. Nazet, T. Sonleitner and R. Buchner, *J. Chem. Eng. Data*, 2012, **57**, 3019–3025.
- 119 M. Egashira, T. Tanaka, N. Yoshimoto and M. Morita, *Electrochemistry*, 2012, **80**, 755–758.
- 120 (a) S. A. M. Noor, P. C. Howlett, D. R. MacFarlane and M. Forsyth, *Electrochim. Acta*, 2013, **114**, 766–771; (b) H. Yoon, H. Zhu, A. Hervault, M. Armand, D. R. MacFarlane and M. Forsyth, *Phys. Chem. Chem. Phys.*, 2014, DOI: 10.1039/C4CP00365A.
- 121 C. Ding, T. Nohira, K. Kuroda, R. Hagiwara, A. Fukunaga, S. Sakai, K. Nitta and S. Inazawa, *J. Power Sources*, 2013, **238**, 296–300.
- 122 T. Kakibe, J. Y. Hishii, N. Yoshimoto, M. Egashira and M. Morita, *J. Power Sources*, 2012, **203**, 195–200.
- 123 T. Khoo, P. C. Howlett, M. Tsagouria, D. R. MacFarlane and M. Forsyth, *Electrochim. Acta*, 2011, **58**, 583–588.
- 124 T. Khoo, A. Somers, A. A. J. Torriero, D. R. MacFarlane, P. C. Howlett and M. Forsyth, *Electrochim. Acta*, 2013, **87**, 701–708.
- 125 C. Pozo-Gonzalo, A. A. J. Torriero, M. Forsyth, D. R. MacFarlane and P. C. Howlett, *J. Phys. Chem. Lett.*, 2013, 1834–1837.
- 126 E. E. Switzer, R. Zeller, Q. Chen, K. Sieradzki, D. A. Buttry and C. Friesen, *J. Phys. Chem. C*, 2013, **117**, 8683–8690.
- 127 S. Monaco, A. M. Arangio, F. Soavi, M. Mastragostino, E. Paillard and S. Passerini, *Electrochim. Acta*, 2012, **83**, 94–104.
- 128 A. Rene, D. Hauchard, C. Lagrost and P. Hapiot, *J. Phys. Chem. B*, 2009, **113**, 2826–2831.
- 129 C. Pozo-Gonzalo, N. Byrne, P. C. Howlett, D. R. MacFarlane and M. Forsyth, *Electrochem. Commun.*, 2014, **38**, 24–27.
- 130 T. Hisatomi, J. Kubota and K. Domen, *Chem. Soc. Rev.*, 2014, DOI: 10.1039/C3CS60378D.
- 131 F. L. Zhou, A. Izgorodin, R. K. Hocking, L. Spiccia and D. R. MacFarlane, *Adv. Energy Mater.*, 2012, **2**, 1013–1021.
- 132 A. Izgorodin and D. R. MacFarlane, *Patent application*, WO2013138845A12013.
- 133 A. Izgorodin, E. Izgorodina and D. R. MacFarlane, *Energy Environ. Sci.*, 2012, **5**, 9496–9501.
- 134 D. R. MacFarlane, R. Vijayaraghavan, H. N. Ha, A. Izgorodin, K. D. Weaver and G. D. Elliott, *Chem. Commun.*, 2010, **46**, 7703–7705.
- 135 R. Vijayaraghavan, U. A. Rana, G. D. Elliott and D. R. MacFarlane, *Energy Technol.*, 2013, **1**, 609–612.
- 136 C. G. Cassity, A. Mirjafari, N. Mobarrez, K. J. Strickland, R. A. O'Brien and J. H. Davis, Jr, *Chem. Commun.*, 2013, **49**, 7590–7592.
- 137 S. Dai, Y. H. Ju, H. J. Gao, J. S. Lin, S. J. Pennycook and C. E. Barnes, *Chem. Commun.*, 2000, 243–244.
- 138 Z. Ma, J. Yu and S. Dai, *Adv. Mater.*, 2010, **22**, 261–285.
- 139 D. Freudenmann, S. Wolf, M. Wolff and C. Feldmann, *Angew. Chem., Int. Ed.*, 2011, **50**, 11050–11060.
- 140 E. Ahmed, J. Breternitz, M. F. Groh and M. Ruck, *CrystEngComm*, 2012, **14**, 4874–4885.
- 141 E. R. Cooper, C. D. Andrews, P. S. Wheatley, P. B. Webb, P. Wormald and R. E. Morris, *Nature*, 2004, **430**, 1012–1016.
- 142 Y. Wei, B. Marler, L. Zhang, Z. Tian, H. Graetsch and H. Gies, *Dalton Trans.*, 2012, **41**, 12408–12415.
- 143 E. R. Parnham, E. A. Drylie, P. S. Wheatley, A. M. Slawin and R. E. Morris, *Angew. Chem., Int. Ed.*, 2006, **45**, 4962–4966.
- 144 Y. Wei, Z. Tian, H. Gies, R. Xu, H. Ma, R. Pei, W. Zhang, Y. Xu, L. Wang, K. Li, B. Wang, G. Wen and L. Lin, *Angew. Chem., Int. Ed.*, 2010, **49**, 5367–5370.
- 145 E. A. Drylie, D. S. Wragg, E. R. Parnham, P. S. Wheatley, A. M. Slawin, J. E. Warren and R. E. Morris, *Angew. Chem., Int. Ed.*, 2007, **46**, 7839–7843.
- 146 E. R. Parnham and R. E. Morris, *J. Mater. Chem.*, 2006, **16**, 3682–3684.
- 147 K. Li, Z. Tian, X. Li, R. Xu, Y. Xu, L. Wang, H. Ma, B. Wang and L. Lin, *Angew. Chem., Int. Ed.*, 2012, **51**, 4397–4400.
- 148 S. M. Chen, J. Zhang, T. Wu, P. Y. Feng and X. H. Bu, *J. Am. Chem. Soc.*, 2009, **131**, 16027–16029.
- 149 C. Wang, Z. Xie, K. E. DeKrafft and W. Lin, *J. Am. Chem. Soc.*, 2011, **133**, 13445–13454.
- 150 Y. L. Wang, N. Zhang, Q. Y. Liu, X. Yang, H. Bai, L. Y. Duan and H. Y. Liu, *Inorg. Chem. Commun.*, 2011, **14**, 380–383.
- 151 W. J. Ji, Q. G. Zhai, S. N. Li, Y. C. Jiang and M. C. Hu, *Chem. Commun.*, 2011, **47**, 3834–3836.
- 152 P. J. Calderone, P. M. Forster, L. A. Borkowski, S. J. Teat, M. Feyngenson, M. C. Aronson and J. B. Parise, *Inorg. Chem.*, 2011, **50**, 2159–2167.
- 153 Z. L. Xie, M. L. Feng, B. Tan and X. Y. Huang, *CrystEngComm*, 2012, **14**, 4894–4901.
- 154 B. Tan, Z. L. Xie, M. L. Feng, B. Hu, Z. F. Wu and X. Y. Huang, *Dalton Trans.*, 2012, **41**, 10576–10584.
- 155 W. J. Ji, Q. G. Zhai, S. N. Li, Y. C. Jiang and M. C. Hu, *Inorg. Chem. Commun.*, 2012, **24**, 209.
- 156 A. Dolbecq, E. Dumas, C. R. Mayer and P. Mialane, *Chem. Rev.*, 2010, **110**, 6009–6048.
- 157 E. Ahmed and M. Ruck, *Angew. Chem., Int. Ed.*, 2012, **51**, 308–309.
- 158 F. H. Aidoudi, D. Aldous, R. J. Goff, A. M. Z. Slawin, J. P. Atfield, R. E. Morris and P. Lightfoot, *Nat. Chem.*, 2011, **3**, 801–806.
- 159 H. Fu, C. Qin, Y. Lu, Z. M. Zhang, Y. G. Li, Z. M. Su, W. L. Li and E. B. Wang, *Angew. Chem., Int. Ed.*, 2012, **51**, 7985–7989.
- 160 N. Zou, W. Chen, Y. Li, W. Liu and E. Wang, *Inorg. Chem. Commun.*, 2008, **11**, 1367–1370.
- 161 A. S. Pakhomova and S. V. Krivovichev, *Inorg. Chem. Commun.*, 2010, **13**, 1463–1465.
- 162 W. Liu, H. Tan, W. Chen, Y. Li and E. Wang, *J. Coord. Chem.*, 2010, **63**, 1833–1843.
- 163 A. K. Geim, *Science*, 2009, **324**, 1530–1534.
- 164 C. N. Rao, A. K. Sood, K. S. Subrahmanyam and A. Govindaraj, *Angew. Chem., Int. Ed.*, 2009, **48**, 7752–7777.
- 165 M. Tunckol, J. Durand and P. Serp, *Carbon*, 2012, **50**, 4303–4334.
- 166 J. Y. Liu, H. Y. Chang, Q. D. Truong and Y. C. Ling, *J. Mater. Chem. C*, 2013, **1**, 1713–1716.
- 167 Y. Fu, J. Zhang, H. Liu, W. C. Hiscox and Y. Gu, *J. Mater. Chem. A*, 2013, **1**, 2663–2674.
- 168 T. Kim, H. C. Kang, T. T. Tung, J. D. Lee, H. Kim, W. S. Yang, H. G. Yoon and K. S. Suh, *RSC Adv.*, 2012, **2**, 8808–8812.
- 169 B. Wang, X. Wang, W. Lou and J. Hao, *New J. Chem.*, 2012, **36**, 1684–1690.
- 170 E. K. Choi, I. Y. Jeon, S. Y. Bae, H. J. Lee, H. S. Shin, L. Dai and J. B. Baek, *Chem. Commun.*, 2010, **46**, 6320–6322.
- 171 P. D. McCrary, P. A. Beasley, S. A. Alaniz, C. G. Griggs, R. M. Frazier and R. D. Rogers, *Angew. Chem., Int. Ed.*, 2012, **51**, 9784–9787.
- 172 R. M. Frazier, D. T. Daly, S. K. Spear and R. D. Rogers, *PCT Int. Appl.*, WO, 2010065346, A1, 2010.
- 173 Z. Zeng, Z. Yin, X. Huang, H. Li, Q. He, G. Lu, F. Boey and H. Zhang, *Angew. Chem., Int. Ed.*, 2011, **50**, 11093–11097.
- 174 H. Zhang, G. Duan, Y. Li, X. Xu, Z. Dai and W. Cai, *Cryst. Growth Des.*, 2012, **12**, 2646–2652.



- 175 J. L. Mi, C. Clausen, M. Bremholm, N. Lock, K. M. Ø. Jensen, M. Christensen and B. B. Iversen, *Cryst. Growth Des.*, 2012, **12**, 6092–6097.
- 176 K. L. Ding, Z. J. Miao, Z. M. Liu, Z. F. Zhang, B. X. Han, G. M. An, S. D. Miao and Y. Xie, *J. Am. Chem. Soc.*, 2007, **129**, 6362–6363.
- 177 K. Ding, Z. Miao, B. Hu, G. An, Z. Sun, B. Han and Z. Liu, *Langmuir*, 2010, **26**, 5129–5134.
- 178 H. Li, J. Qu, Q. Cui, H. Xu, H. Luo, M. Chi, R. A. Meisner, W. Wang and S. Dai, *J. Mater. Chem.*, 2011, **21**, 9487–9490.
- 179 C. Wesse, L. Zhao, S. Urban, R. Ostermann, I. Djerdj, B. M. Smarsly, L. Chen, Y. S. Hu and S. Sallard, *Chem. – Eur. J.*, 2011, **17**, 775–779.
- 180 S. S. Mali, C. A. Betty, P. N. Bhosale, R. S. Devan, Y. R. Ma, S. S. Kolekar and P. S. Patil, *CrystEngComm*, 2012, **14**, 1920–1924.
- 181 H. Cheng, B. Huang, Z. Wang, X. Qin, X. Zhang and Y. Dai, *Chem. – Eur. J.*, 2011, **17**, 8039–8043.
- 182 J. Xia, S. Yin, H. Li, H. Xu, L. Xu and Y. Xu, *Dalton Trans.*, 2011, **40**, 5249–5258.
- 183 J. Xia, S. Yin, H. Li, H. Xu, Y. Yan and Q. Zhang, *Langmuir*, 2011, **27**, 1200–1206.
- 184 J. Zhang, J. Xia, S. Yin, H. Li, H. Xu, M. He, L. Huang and Q. Zhang, *Colloids Surf., A*, 2013, **420**, 89–95.
- 185 K. Seddon, *Chem. Eng.*, 2002, **730**, 33–35.
- 186 M. C. Uzagare and M. Salunkhe, *Asian Chem. Lett.*, 2004, **8**, 269–287.
- 187 R. Freer and A. Curzons, in *Green Industrial Applications of Ionic Liquids*, ed. R. D. Rogers, K. R. Seddon and S. Volkov, NATO Science Series II. Mathematics, Physics and Chemistry, Kluwer, Dordrecht, 2003, vol. 92, pp. 129–136.
- 188 J. S. Shamshina, P. S. Barber and R. D. Rogers, *Expert Opin. Drug Delivery*, 2013, **10**, 1367–1381.
- 189 J. Stoimenovski, D. R. MacFarlane, K. Bica and R. D. Rogers, *Pharm. Res.*, 2010, **27**, 521–526.
- 190 M. M. Oniruzzaman and M. G. Oto, *J. Chem. Eng. Jpn.*, 2011, **44**, 370–381.
- 191 K. Fujita, D. R. MacFarlane and M. Forsyth, *Chem. Commun.*, 2005, 4804–4806.
- 192 K. Fujita, M. Forsyth, D. R. MacFarlane, R. W. Reid and G. D. Elliott, *Biotechnol. Bioeng.*, 2006, **94**, 1209–1213.
- 193 V. Kumar, V. S. Parmar and S. V. Malhotra, *Tetrahedron Lett.*, 2007, **48**, 809–812.
- 194 Y. Fukaya, K. Hayashi, M. Wada and H. Ohno, *Green Chem.*, 2008, **10**, 44–46.
- 195 M. Moniruzzaman, Y. Tahara, M. Tamura, N. Kamiya and M. Goto, *Chem. Commun.*, 2010, **47**, 1452–1454.
- 196 R. P. Swatloski, S. K. Spear, J. D. Holbrey and R. D. Rogers, *J. Am. Chem. Soc.*, 2002, **124**, 4974–4975.
- 197 M. C. Uzagare, Y. S. Sanghvi and M. M. Salunkhe, *Green Chem.*, 2003, **5**, 370–372.
- 198 C. I. Melo, R. Bogel-Lukasik, M. Nunes da Ponte and E. Bogel-Lukasik, *Fluid Phase Equilib.*, 2013, **338**, 209–216.
- 199 P. D. McCrary, P. A. Beasley, G. Gurau, A. Narita, P. S. Barber, A. Cojocaru and R. D. Rogers, *New J. Chem.*, 2013, **37**, 2196–2202.
- 200 H. Mizuuchi, V. Jaitely, S. Murdan and A. T. Florence, *Eur. J. Pharm. Sci.*, 2008, **33**, 326–331.
- 201 K. B. Smith, R. H. Bridson and G. A. Leeke, *J. Chem. Eng. Data*, 2011, **56**, 2039–2043.
- 202 V. Jaitely, A. Karatas and A. T. Florence, *Int. J. Pharm.*, 2008, **354**, 168–173.
- 203 R. P. Swatloski, J. D. Holbrey and R. D. Rogers, *Green Chem.*, 2003, **5**, 361–363.
- 204 M. Moniruzzaman, M. Tamura, Y. Tahara, N. Kamiya and M. Goto, *Int. J. Pharm.*, 2010, **400**, 243–250.
- 205 D. Dobler, T. Schmidts, I. Klingenhoefer and F. Runkel, *Int. J. Pharm.*, 2013, **441**, 620–627.
- 206 B. D. Ribeiro, M. A. Z. Coelho, L. P. N. Rebelo and I. M. Marrucho, *Ind. Eng. Chem. Res.*, 2013, **52**, 12146–12153.
- 207 Y. Sun, Z. Liu, J. Wang, S. Yang, B. Li and N. Xu, *Ultrason. Sonochem.*, 2013, **20**, 180–186.
- 208 W. Bi, M. Tian and K. H. Row, *Talanta*, 2011, **85**, 701–706.
- 209 Y. Qin, X. Lu, N. Sun and R. D. Rogers, *Green Chem.*, 2010, **12**, 968.
- 210 X. Liu, Y. Wang, J. Kong, C. Nie and X. Lin, *Anal. Methods*, 2012, **4**, 1012–1018.
- 211 Y. Yuan, Y. Wang, R. Xu, M. Huang and H. Zeng, *Analyst*, 2011, **136**, 2294–2305.
- 212 H. Zeng, Y. Wang, J. Kong, C. Nie and Y. Yuan, *Talanta*, 2010, **83**, 582–590.
- 213 A. K. Ressmann, P. Gaertner and K. Bica, *Green Chem.*, 2011, **13**, 1442–1447.
- 214 A. K. Ressmann, K. Strassl, P. Gaertner, B. Zhao, L. Greiner and K. Bica, *Green Chem.*, 2012, **14**, 940.
- 215 R. Jin, L. Fan and X. An, *Sep. Purif. Technol.*, 2012, **83**, 45–49.
- 216 S. A. Chowdhury, R. Vijayaraghavan and D. R. MacFarlane, *Green Chem.*, 2010, **12**, 1023–1028.
- 217 J. H. Davis, K. J. Forrester and T. Merrigan, *Tetrahedron Lett.*, 1998, **39**, 8955–8958.
- 218 E. B. Carter, S. L. Culver, P. A. Fox, R. D. Goode, I. Ntai, M. D. Tickell, R. K. Traylor, N. W. Hoffman and J. H. Davis, *Chem. Commun.*, 2004, 630–631.
- 219 W. L. Hough, M. Smiglak, H. Rodríguez, R. P. Swatloski, S. K. Spear, D. T. Daly, J. Pernak, J. E. Grisel, R. D. Carliss, M. D. Soutullo, J. H. Davis and R. D. Rogers, *New J. Chem.*, 2007, **31**, 1429.
- 220 L. Borka and J. K. Haleblan, *Acta Pharm. Jugosl.*, 1990, **40**, 71–94.
- 221 R. Ferraz, L. C. Branco, I. M. Marrucho, J. M. M. Araújo, L. P. N. Rebelo, M. N. da Ponte, C. Prudêncio, J. P. Noronha and Z. Petrovski, *MedChemComm*, 2012, **3**, 494.
- 222 C. Florindo, J. M. M. Araújo, F. Alves, C. Matos, R. Ferraz, C. Prudêncio, J. P. Noronha, Z. Petrovski, L. Branco, L. P. N. Rebelo and I. M. Marrucho, *Int. J. Pharm.*, 2013, **456**, 553–559.
- 223 W. L. Hough-Troutman, M. Smiglak, S. Griffin, W. Matthew Reichert, I. Mirska, J. Jodynis-Liebert, T. Adamska, J. Nawrot, M. Stasiewicz, R. D. Rogers and J. Pernak, *New J. Chem.*, 2009, **33**, 26.
- 224 J. Cybulski, A. Wisniewska, A. Kulig-Adamiak, Z. Dabrowski, T. Praczyk, A. Michalczyk, F. Walkiewicz, K. Materna and J. Pernak, *Tetrahedron Lett.*, 2011, **52**, 1325–1328.
- 225 K. Bica, C. Rijkssen, M. Nieuwenhuyzen and R. D. Rogers, *Phys. Chem. Chem. Phys.*, 2010, **12**, 2011–2017.
- 226 J. Stoimenovski, P. M. Dean, E. I. Izgorodina and D. R. MacFarlane, *Faraday Discuss.*, 2012, **154**, 335.
- 227 J. Stoimenovski and D. R. MacFarlane, *Chem. Commun.*, 2011, **47**, 11429–11431.
- 228 K. M. Johansson, E. I. Izgorodina, M. Forsyth, D. R. MacFarlane and K. R. Seddon, *Phys. Chem. Chem. Phys.*, 2008, **10**, 2972–2978.
- 229 K. Bica, J. S. Shamshina, W. L. Hough, D. R. MacFarlane and R. D. Rogers, *Chem. Commun.*, 2011, **47**, 2267–2269.
- 230 K. Bica and R. D. Rogers, *Chem. Commun.*, 2010, **46**, 1215–1217.
- 231 S. Aitipamula, R. Banerjee, A. K. Bansal, K. Biradha, M. L. Cheney, A. Roy Choudhury, G. R. Desiraju, A. G. Dikundwar, R. Dubey, N. Duggirala, P. P. Ghogale, S. Ghosh, P. K. Goswami, N. R. Goud, R. R. K. R. Jetti, P. Karpinski, P. Kaushik, D. Kumar, V. Kumar, B. Moulton, A. Mukherjee, G. Mukherjee, A. S. Myerson, V. Puri, A. Ramanan, T. Rajamannar, C. M. Reddy, N. Rodriguez-Hornedo, R. D. Rogers, T. N. G. Row, P. Sanphui, N. Shan, G. Shete, N. Singh, C. C. Sun, J. A. Swift, R. Thaimattam, T. S. Thakur, R. K. Thaper, S. P. Thomas, S. Tothadi, V. R. Vangala, N. Variankaval, P. Vishweshwar, D. R. Weyna and M. J. Zaworotko, *Cryst. Growth Des.*, 2012, **12**, 2147–2152.
- 232 S. P. Kelley, A. Narita, J. D. Holbrey, K. D. Green, W. M. Reichert and R. D. Rogers, *Cryst. Growth Des.*, 2013, **13**, 965–975.
- 233 K. S. Lovejoy, G. M. Purdy, C. A. Corley, J. S. Wilkes, A. T. Koppisch and S. Del Rico E., *Abstracts of Papers, 243rd ACS National Meeting & Exposition, San Diego, CA, United States, March 25–29, 2012*, American Chemical Society, 2012, p. IEC-291.
- 234 M. Hacker, W. S. Messerli and K. A. Bachmann, *Pharmacology: Principles and Practice*, 2009, p. 216.
- 235 R. D. Rogers, O. A. Cojocaru and J. L. Shamshina, *Chim. Oggi*, 2013, **5**, 24–29.
- 236 O. A. Cojocaru, K. Bica, G. Gurau, A. Narita, P. D. McCrary, J. L. Shamshina, P. S. Barber and R. D. Rogers, *MedChemComm*, 2013, **4**, 559–563.
- 237 J. Pernak, I. Goc and I. Mirska, *Green Chem.*, 2004, **6**, 323–329.
- 238 M. R. Cole, M. Li, B. El-Zahab, M. E. Janes, D. Hayes and I. M. Warner, *Chem. Biol. Drug Des.*, 2011, **78**, 33–41.
- 239 L. Carson, P. K. W. Chau, M. J. Earle, M. A. Gilea, B. F. Gilmore, S. P. Gorman, M. T. McCann and K. R. Seddon, *Green Chem.*, 2009, **11**, 492–497.
- 240 A. Buseti, D. E. Crawford, M. J. Earle, M. A. Gilea, B. F. Gilmore, S. P. Gorman, G. Laverty, A. F. Lowry, M. McLaughlin and K. R. Seddon, *Green Chem.*, 2010, **12**, 420–425.



- 241 S. Y. Choi, H. Rodríguez, A. Mirjafari, D. F. Gilpin, S. McGrath, K. R. Malcolm, M. M. Tunney, R. D. Rogers and T. McNally, *Green Chem.*, 2011, **13**, 1527.
- 242 M. Seter, M. J. Thomson, J. Stoimenovski, D. R. MacFarlane and M. Forsyth, *Chem. Commun.*, 2012, **48**, 5983–5985.
- 243 M. Seter, M. J. Thomson, A. Chong, D. R. MacFarlane and M. Forsyth, *Aust. J. Chem.*, 2013, **66**, 921–929.
- 244 <http://purdueturftips.blogspot.com/2012/01/impresis-herbicide-injury-2011-ppdl.html>, last accessed on Jan. 22, 2014.
- 245 J. Pernak, A. Syguda, K. Materna, E. Janus, P. Kardasz and T. Praczyk, *Tetrahedron*, 2012, **68**, 4267–4273.
- 246 T. Praczyk, P. Kardasz, E. Jakubiak, A. Syguda, K. Materna and J. Pernak, *Weed Sci.*, 2012, **60**, 189–192.
- 247 J. Pernak, J. Shamshina, P. Tadeusz, A. Syguda, D. Janiszewska, M. Smiglak, G. Gurau, D. T. Daly and R. D. Rogers, US20130109572, 2013.
- 248 J. Pernak, A. Syguda, D. Janiszewska, K. Materna and T. Praczyk, *Tetrahedron*, 2011, **67**, 4838–4844.
- 249 O. A. Cojocar, J. L. Shamshina, G. Gurau, A. Syguda, T. Praczyk, J. Pernak and R. D. Rogers, *Green Chem.*, 2013, **15**, 2110–2120.
- 250 (a) P. Lewandowski, R. Kukawka, H. Pospieszny and M. Smiglak, *New J. Chem.*, 2014, **38**, 1372–1375; (b) M. Smiglak, R. Kukawka, P. Lewandowski and H. Pospieszny, *Tetrahedron Lett.*, 2014, DOI: 10.1016/j.tetlet.2014.04.108.
- 251 K. Bica, L. R. Cooke, P. Nugent, C. Rijkse and R. D. Rogers, *Green Chem.*, 2011, **13**, 2344.
- 252 L. Ford, J. R. Harjani, F. Atefi, M. T. Garcia, R. D. Singer and P. J. Scammells, *Green Chem.*, 2010, **12**, 1783–1789.
- 253 F. Atefi, M. T. Garcia, R. D. Singer and P. J. Scammells, *Green Chem.*, 2009, **11**, 1595–1604.
- 254 J. R. Harjani, J. Farrell, M. T. Garcia, R. D. Singer and P. J. Scammells, *Green Chem.*, 2009, **11**, 821–829.
- 255 J. R. Harjani, R. D. Singer, M. T. Garcia and P. J. Scammells, *Green Chem.*, 2009, **11**, 83–90.
- 256 S. Steudte, P. Stepnowski, C.-W. Cho, J. Thöming and S. Stolte, *Chem. Commun.*, 2012, **48**, 9382–9384.
- 257 J. Neumann, S. Steudte, C.-W. Cho, J. Thöming and S. Stolte, *Green Chem.*, 2014, **16**, 2174–2184.
- 258 G. Chatel, J. F. B. Pereira, V. Debeti, H. Wang and R. D. Rogers, *Green Chem.*, 2014, **16**, 2051–2083.

