

Selective fluorination of alkyl C–H bonds via photocatalysis†

Choon Wee Kee,^{ab} Kek Foo Chin,^a Ming Wah Wong^b and Choon-Hong Tan*^a

Cite this: *Chem. Commun.*, 2014, 50, 8211

Received 12th March 2014,
Accepted 23rd May 2014

DOI: 10.1039/c4cc01848f

www.rsc.org/chemcomm

We report the generation of cationic N-radicals from Selectfluor[®] via energy transfer with anthraquinone as a photocatalyst for the fluorination of unactivated C–H bonds.

Fluorinated compounds are of paramount importance in medicinal chemistry.¹ Access to diverse fluorinated building blocks has the potential to broaden our existing library of fluorinated drugs. Significant progress has been made in the introduction of fluorine into arenes² and asymmetric fluorination *via* electrophilic and nucleophilic fluorine sources.^{2b,3} Recently, a radical-based approach to introduce fluorine into sp³ carbon centres has received increasing attention.⁴ C–F bond formation through the generation of C-radicals *via* functionalized substrates was demonstrated by Li⁵ and Sammis.⁶ These studies utilized Selectfluor[®] and *N*-fluorobenzenesulfonimide (NFSI) as radical fluorine sources, respectively.

Selective fluorination *via* alkyl C–H functionalization is highly attractive due to the ubiquity of alkyl C–H bonds and avoidance of the need to pre-functionalise substrates.⁷ Fluorination of aliphatic, allylic, and benzylic sp³ C–H bonds has been demonstrated by Britton,⁸ Chambers and Sandford,⁹ Chen,¹⁰ Doyle,¹¹ Groves,¹² Lectka,¹³ Inoue¹⁴ and Sanford.¹⁵

Two strategies for selective functionalization of unactivated C–H bonds have been coined by Baran and co-workers: innate¹⁶ and guided¹⁷ C–H activation.¹⁸ Pertinent to innate C–H functionalization, the literature on radical chemistry indicates that selective abstraction of unactivated C–H bonds could be achieved *via* the use of electrophilic/nucleophilic radicals.¹⁹ In particular, the use of cationic N-radicals as electrophilic radicals to selectively chlorinate or brominate electron rich C–H bonds has been well documented in the literature.²⁰ However, to the best of our knowledge, analogous fluorination reaction which exploits the selectivity of cationic N-radicals to achieve selective fluorination

via C–H functionalization has not been developed. Pertinent to the use of N-radicals in C–H functionalization, Li and co-workers reported preliminary results on the guided fluorination of C–H bonds with an amidyl radical recently.^{5c}

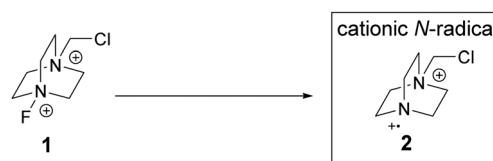
The stable and commercially available Selectfluor[®] is a well-established electrophilic fluorine source²¹ and is amenable to structural modification.²² Structurally, it possesses a dicationic core and is thus an attractive starting point to generate cationic N-radicals for C–H functionalization (Scheme 1).

Photochemistry is an important tool in organic synthesis,²³ and in particular, photoredox catalysis has experienced tremendous advancement recently.²⁴ Photochemistry has a long history in C–H functionalization;²⁵ for example, bromination of alkanes with Br₂ could be performed with visible light²⁶ and the use of polyoxometalate²⁷ as a photocatalyst in C–H activation.^{25a} Given our interest in C–H functionalization *via* photochemistry,²⁸ we decided to explore the feasibility of photo-chemically generated cationic N-radicals to selectively fluorinate alkyl C–H bonds.

We found that site selective fluorination of secondary C–H bonds most distal to electron withdrawing groups (EWG) can be achieved using Selectfluor[®] and a catalytic amount of anthraquinone (AQN). Benzoyl ester **4** was chosen as the model substrate to study the effects of various factors on the fluorination reaction (Scheme 2).

Control experiments established that both AQN and light are essential to the reaction. Triplet dioxygen was found to be detrimental to the reaction (refer to ESI† for more details).

A diverse variety of functional groups can be tolerated in the photo-fluorination (Fig. 1). For aliphatic linear substrates, secondary C–H bonds most distal to the EWG were fluorinated



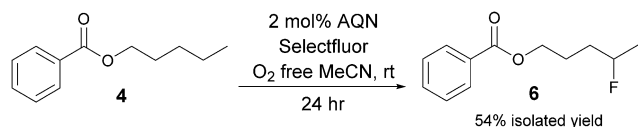
Scheme 1 Generation of cationic N-radicals from Selectfluor[®].

^a School of Physical & Mathematical Sciences, Division of Chemistry and Biological Chemistry, Nanyang Technological University, 21 Nanyang Link, Singapore 637371, Singapore. E-mail: choonhong@ntu.edu.sg

^b Department of Chemistry, National University of Singapore, 3 Science Drive 3, Singapore 117543, Singapore

† Electronic supplementary information (ESI) available. See DOI: 10.1039/c4cc01848f





Scheme 2 For more details and control experiments please refer to ESI.†

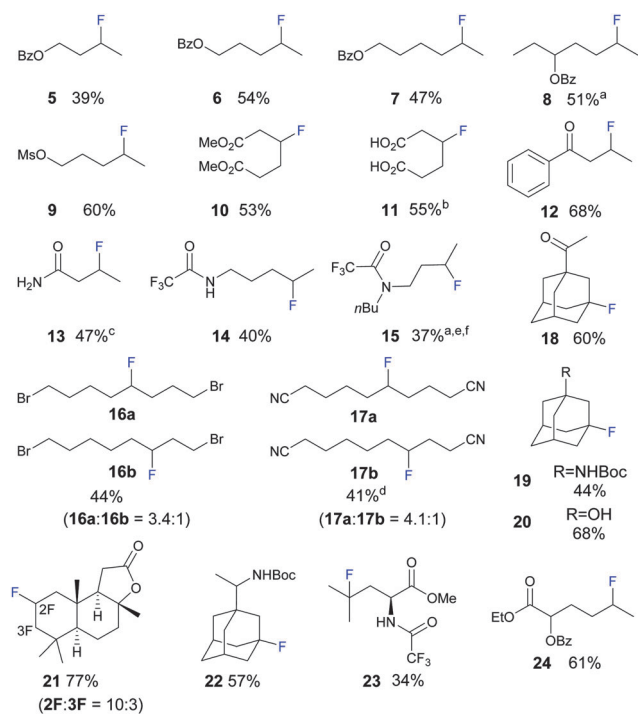


Fig. 1 Scope of the reaction; protocol: 2 mol% of AQN, substrate: Selectfluor = 1.5 : 1 (2 mmol), 8 mL of anhydrous and O₂ free MeCN, under Ar and irradiation from an 11 W fluorescent bulb, unless otherwise stated; isolated yield. ^a Inseparable diastereomers/isomers. ^b Converted to ester to facilitate separation. ^c 5 mmol of substrate. ^d 1.5 equiv. of Selectfluor. ^e 2 equiv. of substrate. ^f 2-Cl-AQN (2-chloroanthracene-9,10-dione) was used as a photocatalyst, R_f of AQN and the product is the same on TLC. Only the major product is depicted. For detailed information on the experimental procedure and the ratio of other minor isomeric fluorinated products please refer to ESI.†

with the highest selectivity. Benzoyl esters of aliphatic alcohols are fluorinated predominantly at the secondary C–H bond most distal to the OBz group (Fig. 1, 5–8). For 8, the tertiary C–H bond is disfavoured due to its proximity to the OBz group; hence selective fluorination of the secondary C–H over the thermodynamically weaker tertiary C–H bond could be achieved. Sulfonate compound 9 gave a similar result to Bz protected compounds.

Currently, few methods allow the direct β -functionalization of carbonyl compounds.²⁹ The direct β -fluorination of carbonyl groups such as ester, carboxylic acid, ketone and amide is unknown and can be achieved using this methodology. Methyl esters of adipic acid 10, adipic acid 11 and 1-phenylbutan-1-one 12 were fluorinated at the β -position and were obtained in good yield. For 12, slight dehydrofluorination occurred during flash chromatography, leading to yields lower than expected. Primary, secondary and tertiary amide functional groups are tolerated, although their yields are generally lower. Butyramide could be fluorinated at the β -position on a

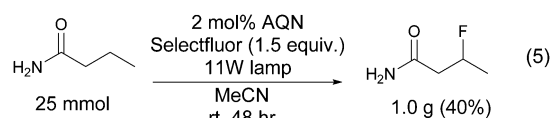
5.0 mmol scale; recrystallization yielded 3-fluorobutanamide 13 of high purity. Free amine groups are not tolerated by the photo-fluorination; however, fluorination became viable when the amine is protected with the trifluoroacetyl group. Selectivity of protected amines is similar to that of protected alcohols. Secondary amide of 1-pentylamine was fluorinated at the C–H bond most distal to the amide group. A similar result was observed for tertiary amides of dibutylamine 15. An aldehyde group is not tolerated; an acid fluoride was formed through the fluorination of aldehydes' C–H bond. Alkyl bromides are generally less reactive. The electron withdrawing effect exerted by the bromo group is weaker and thus also resulted in lower selectivity. For example, when 1,8-dibromooctane was used a mixture of 4- and 3-fluorinated compounds was obtained in a ratio of 3.4 : 1 (16a : 16b) respectively. Nitriles exhibit similar reactivity and selectivity to the alkyl bromides. Decanedinitrile could be fluorinated to give 5-fluoronitrile 17a and 4-fluoronitrile 17b in a ratio of 4.1 : 1.

The adamantane core is present in several biologically active molecules such as antiviral drugs and saxagliptin (Type II diabetes therapeutic). Fluorinated methyl ketone adamantane 18, *N*-Boc amantadine 19, tertiary alcohol adamantane 20, and *N*-Boc rimantadine 22 were obtained through fluorination at the tertiary C–H bond on the adamantyl group. Due to the high reactivity of the tertiary C–H bond on the adamantane core,³⁰ some difluorination was observed.

(+)-Sclareolide, a terpenoid from plants with antifungal and cytotoxic properties,³¹ was subjected to the photo-fluorination. Amongst its 26 sets of C–H bonds, C2 and C3 were selectively fluorinated to give a combined high yield of 77% and a selectivity of 10 : 3 (21). Protected L-leucine was fluorinated selectively at the tertiary C–H bond furthest from its electron-withdrawing group (23). Fluorination of amino acid *via* C–H functionalization has also been reported by Britton⁸ and Inoue.¹⁴ Analogous hydroxylation has been achieved by White and co-worker using a Fe catalyst.³² Hydroxyl carboxylic acids (AHAs) are widely used in the cosmetic industry to treat dermatological disorders.³³ An ester derivative of 2-hydroxyhexanoic acid, an alpha hydroxyl carboxylic acid, could be fluorinated predictably at the secondary C–H bond most distal from its electron-withdrawing groups (24).

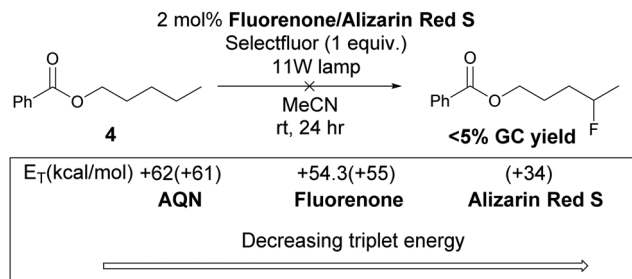
The scalability of the photo-fluorination was tested by fluorinating butyramide on a 25 mmol scale (Scheme 3).

There are two possible species that can play the role of a hydrogen abstractor: a cationic N-radical and triplet AQN. Triplet benzophenone and its derivatives are well known as hydrogen abstractors,^{25b} while there are less reports on AQN.³⁴ However, triplet benzophenone³⁵ and AQN^{34a} are reported to be nucleophilic radicals. Therefore, they exhibit opposite reactivity observed for the photo-fluorination. Sammis and co-workers have demonstrated that NFSI can be an effective radical fluorine source.⁶ The insignificant



Scheme 3 Scaling up.





Scheme 4 Experiments using relevant photocatalysts. E_T of AQN and fluorenone are taken from Zalesskaya.³⁸ Numbers in parentheses are calculated E_T .

amount of fluorinated products and most importantly, difference in selectivity when Selectfluor[®] was replaced with NFSI suggest that Selectfluor[®] is more than a fluorine source.

Hammett analysis³⁶ of the photo-fluorination using AQN gave ρ of -3.1 which correlate with σ^+ . The ρ of neutral electrophilic hydrogen abstracting radicals are typically from -0.4 to -1.4 ,³⁷ thus ρ of -3.1 is consistent with the involvement of cationic N-radicals.

Chen and co-workers used fluorenone as the photocatalyst for benzylic fluorination, they proposed that triplet fluorenone is the hydrogen abstractor.¹⁰ However, when fluorenone was used to fluorinate **4**, an insignificant amount of product was observed. This suggests that a different mechanism is in operation. The reactivity of the photo-fluorination of **4** correlates with the triplet energy (E_T) of the photocatalysts, the singlet–triplet gap of **1** (Scheme 4) is $61.4 \text{ kcal mol}^{-1}$, thus triplet–triplet energy transfer³⁹ is feasible between AQN and **1** but not between **1** and fluorenone or alizarin red S salt.

The selectivity observed for this photo-fluorination resembles that of other reactions using cationic N-radicals.²⁰ Density functional theory⁴⁰ was used to predict the selectivity of hydrogen abstraction for triplet AQN and cationic N-radicals derived from Selectfluor II[®] **30**. Experimentally, similar selectivity was observed for Selectfluor[®] and Selectfluor II[®]. The calculated result shows that **30** has selectivity that is consistent with the experimental results, but not triplet AQN (refer to ESI[†] for more details).

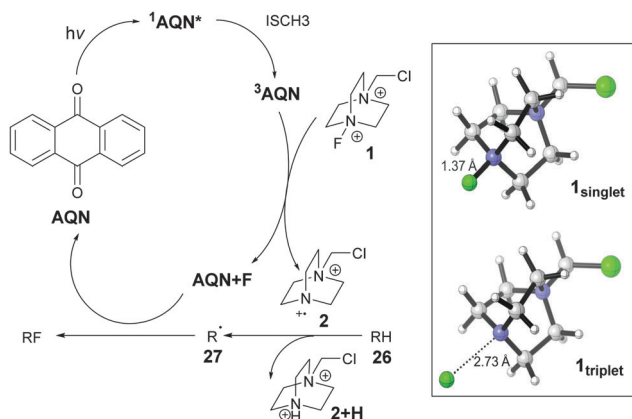


Fig. 2 Proposed mechanism. The singlet (**1**_{singlet}) and triplet (**1**_{triplet}) state geometries of cations of Selectfluor[®] are in the box. AQN+F implies a possible complex of fluorine and AQN, as a fluorine radical is not likely to be formed.

A preliminary proposal for the mechanism is depicted in Fig. 2. Triplet–triplet energy transfer from ³AQN to **1**_{singlet} generates **1**_{triplet}. Significant lengthening of the N–F bond was observed when **1**_{singlet} is excited to **1**_{triplet}. The energy transfer results in the formation of **2** which performs the H abstraction from RH to generate R radicals.

In conclusion, we have developed a photo-fluorination reaction. The reaction can be performed using common low power household lamps. The reaction is selective for electron rich sp^3 C–H bonds due to the involvement of cationic N-radicals in hydrogen abstraction. This work presents a novel method to generate cationic N-radicals *via* triplet–triplet energy transfer catalysed by a photocatalyst AQN and extend the scope of innate C–H functionalization of cationic N-radicals to include fluorination. A diverse variety of functional groups can be tolerated by the reaction and it is scalable.

Notes and references

- (a) C. Isanbor and D. O'Hagan, *J. Fluorine Chem.*, 2006, **127**, 303–319; (b) K. L. Kirk, *Curr. Top. Med. Chem.*, 2006, **6**, 1447–1456; (c) S. Sun and A. Adejare, *Curr. Top. Med. Chem.*, 2006, **6**, 1457–1464; (d) K. Müller, C. Faeh and F. Diederich, *Science*, 2007, **317**, 1881–1886; (e) S. Purser, P. R. Moore, S. Swallow and V. Gouverneur, *Chem. Soc. Rev.*, 2008, **37**, 320–330.
- (a) T. Furuya, A. S. Kamlet and T. Ritter, *Nature*, 2011, **473**, 470–477; (b) T. Liang, C. N. Neumann and T. Ritter, *Angew. Chem., Int. Ed.*, 2013, **52**, 8214–8264.
- (a) J.-A. Ma and D. Cahard, *Chem. Rev.*, 2008, **108**, PR1–PR43; (b) C. Hollingworth and V. Gouverneur, *Chem. Commun.*, 2012, **48**, 2929–2942.
- M. P. Sibi and Y. Landais, *Angew. Chem., Int. Ed.*, 2013, **52**, 3570–3572.
- (a) Z. Li, C. Zhang, L. Zhu, C. Liu and C. Li, *Org. Chem. Front.*, 2014, **1**, 100–104; (b) C. Zhang, Z. Li, L. Zhu, L. Yu, Z. Wang and C. Li, *J. Am. Chem. Soc.*, 2013, **135**, 14082–14085; (c) Z. Li, L. Song and C. Li, *J. Am. Chem. Soc.*, 2013, **135**, 4640–4643; (d) F. Yin, Z. Wang, Z. Li and C. Li, *J. Am. Chem. Soc.*, 2012, **134**, 10401–10404.
- M. Rueda-Becerril, C. Chatalova Sazepin, J. C. T. Leung, T. Okbinoglu, P. Kennepohl, J.-F. Paquin and G. M. Sammis, *J. Am. Chem. Soc.*, 2012, **134**, 4026–4029.
- (a) H. M. L. Davies and J. R. Manning, *Nature*, 2008, **451**, 417–424; (b) J.-Q. Yu and Z. Shi, *C-H Activation*, Springer GmbH, 2010; (c) T. W. Lyons and M. S. Sanford, *Chem. Rev.*, 2010, **110**, 1147–1169; (d) H. M. L. Davies, J. Du Bois and J.-Q. Yu, *C-H Functionalization in organic synthesis*, The Royal Society of Chemistry, 2011; (e) M. P. Doyle and K. I. Goldberg, *Acc. Chem. Res.*, 2012, **45**, 777.
- S. D. Halperin, H. Fan, S. Chang, R. E. Martin and R. Britton, *Angew. Chem., Int. Ed.*, 2014, **53**, 4690–4693.
- R. D. Chambers, M. Parsons, G. Sandford and R. Bowden, *Chem. Commun.*, 2000, 959–960.
- J.-B. Xia, C. Zhu and C. Chen, *J. Am. Chem. Soc.*, 2013, **135**, 17494–17500.
- M.-G. Braun and A. G. Doyle, *J. Am. Chem. Soc.*, 2013, **135**, 12990–12993.
- (a) W. Liu, X. Huang, M.-J. Cheng, R. J. Nielsen, W. A. Goddard and J. T. Groves, *Science*, 2012, **337**, 1322–1325; (b) W. Liu and J. T. Groves, *Angew. Chem., Int. Ed.*, 2013, **52**, 6024–6027.
- (a) S. Bloom, C. R. Pitts, D. C. Miller, N. Haselton, M. G. Holl, E. Urheim and T. Lectka, *Angew. Chem., Int. Ed.*, 2012, **51**, 10580–10583; (b) S. Bloom, C. R. Pitts, R. Woltonist, A. Griswold, M. G. Holl and T. Lectka, *Org. Lett.*, 2013, **15**, 1722–1724; (c) S. Bloom, J. L. Knippel and T. Lectka, *Chem. Sci.*, 2014, **5**, 1175–1178.
- Y. Amaoka, M. Nagatomo and M. Inoue, *Org. Lett.*, 2013, **15**, 2160–2163.
- K. B. McMurry, J. M. Racowski and M. S. Sanford, *Org. Lett.*, 2012, **14**, 4094–4097.
- S.-Y. Zhang, F.-M. Zhang and Y.-Q. Tu, *Chem. Soc. Rev.*, 2011, **40**, 1937–1949.
- (a) E. M. Simmons and J. F. Hartwig, *Nature*, 2012, **483**, 70–73; (b) D. Leow, G. Li, T.-S. Mei and J.-Q. Yu, *Nature*, 2012, **486**, 518–522.
- T. Brückl, R. D. Baxter, Y. Ishihara and P. S. Baran, *Acc. Chem. Res.*, 2012, **45**, 826–839.



- 19 (a) J. M. Tedder, *Angew. Chem., Int. Ed.*, 1982, **21**, 401–410; (b) B. P. Roberts, *Chem. Soc. Rev.*, 1999, **28**, 25–35.
- 20 F. Minisci, *Synthesis*, 1973, 1–24.
- 21 (a) P. T. Nyffeler, S. G. Durón, M. D. Burkart, S. P. Vincent and C.-H. Wong, *Angew. Chem., Int. Ed.*, 2005, **44**, 192–212; (b) S. Stavber and M. Zupan, *Acta Chim. Slov.*, 2005, **52**, 13–26.
- 22 (a) H. P. Shunatona, N. Früh, Y.-M. Wang, V. Rauniyar and F. D. Toste, *Angew. Chem., Int. Ed.*, 2013, **52**, 7724–7727; (b) J. R. Wolstenhulme, J. Rosenqvist, O. Lozano, J. Ilupeju, N. Wurz, K. M. Engle, G. W. Pidgeon, P. R. Moore, G. Sandford and V. Gouverneur, *Angew. Chem., Int. Ed.*, 2013, **52**, 9796–9800.
- 23 (a) A. G. Griesbeck and J. Mattay, in *Synthetic organic photochemistry*, Marcel Dekker, New York, 2005, vol. 12, p. 1, online resource (x, 629 p.) ill; (b) T. Bach and J. P. Hehn, *Angew. Chem., Int. Ed.*, 2011, **50**, 1000–1045; (c) N. Hoffmann, *Chem. Rev.*, 2008, **108**, 1052–1103; (d) S. Fukuzumi and K. Ohkubo, *Chem. Sci.*, 2013, **4**, 561–574.
- 24 (a) J. M. R. Narayanam and C. R. J. Stephenson, *Chem. Soc. Rev.*, 2011, **40**, 102–113; (b) J. W. Tucker and C. R. J. Stephenson, *J. Org. Chem.*, 2012, **77**, 1617–1622; (c) J. Xuan and W.-J. Xiao, *Angew. Chem., Int. Ed.*, 2012, **51**, 6828–6838; (d) L. Shi and W. Xia, *Chem. Soc. Rev.*, 2012, **41**, 7687–7697; (e) D. Ravelli and M. Fagnoni, *ChemCatChem*, 2012, **4**, 169–171; (f) C. K. Prier, D. A. Rankic and D. W. C. MacMillan, *Chem. Rev.*, 2013, **113**, 5322–5363; (g) T. P. Yoon, *ACS Catal.*, 2013, **3**, 895–902; (h) J. Hu, J. Wang, T. H. Nguyen and N. Zheng, *Beilstein J. Org. Chem.*, 2013, **9**, 1977–2001; (i) M. Reckenthäler and A. G. Griesbeck, *Adv. Synth. Catal.*, 2013, **355**, 2727–2744; (j) D. P. Hari and B. König, *Chem. Commun.*, 2014, **50**, 6688–6699.
- 25 (a) C. L. Hill, *Synlett*, 1995, 127–132; (b) M. Fagnoni, D. Dondi, D. Ravelli and A. Albini, *Chem. Rev.*, 2007, **107**, 2725–2756; (c) I. Ryu, A. Tani, T. Fukuyama, D. Ravelli, M. Fagnoni and A. Albini, *Angew. Chem., Int. Ed.*, 2011, **50**, 1869–1872.
- 26 G. A. Russell and C. DeBoer, *J. Am. Chem. Soc.*, 1963, **85**, 3136–3139.
- 27 M. D. Tzirakis, I. N. Lykakis and M. Orfanopoulos, *Chem. Soc. Rev.*, 2009, **38**, 2609–2621.
- 28 C. W. Kee, K. M. Chan, M. W. Wong and C.-H. Tan, *Asian J. Org. Chem.*, 2014, **3**, 536–544.
- 29 (a) M. Wasa, K. M. Engle and J.-Q. Yu, *J. Am. Chem. Soc.*, 2009, **131**, 9886–9887; (b) A. Renaudat, L. Jean-Gérard, R. Jazzar, C. E. Kefalidis, E. Clot and O. Baudoin, *Angew. Chem., Int. Ed.*, 2010, **49**, 7261–7265; (c) Y. Ano, M. Tobisu and N. Chatani, *J. Am. Chem. Soc.*, 2011, **133**, 12984–12986; (d) M. T. Pirnot, D. A. Rankic, D. B. C. Martin and D. W. C. MacMillan, *Science*, 2013, **339**, 1593–1596; (e) Z. Fu, J. Xu, T. Zhu, W. W. Y. Leong and Y. R. Chi, *Nat. Chem.*, 2013, **5**, 835–839; (f) J. He, M. Wasa, K. S. L. Chan and J.-Q. Yu, *J. Am. Chem. Soc.*, 2013, **135**, 3387–3390.
- 30 T. Newhouse and P. S. Baran, *Angew. Chem., Int. Ed.*, 2011, **50**, 3362–3374.
- 31 R. Atta ur, A. Farooq and M. I. Choudhary, *J. Nat. Prod.*, 1997, **60**, 1038–1040.
- 32 M. S. Chen and M. C. White, *Science*, 2007, **318**, 783–787.
- 33 S. Kempers, H. I. Katz, R. Wildnauer and B. Green, *Cutis*, 1998, **61**, 347–350.
- 34 (a) S. Das, J. S. D. Kumar, K. Shivaramayya and M. V. George, *J. Chem. Soc., Perkin Trans. 1*, 1995, 1797–1799; (b) N. Tada, K. Hattori, T. Nobuta, T. Miura and A. Itoh, *Green Chem.*, 2011, **13**, 1669–1671.
- 35 S. Kamijo, T. Hoshikawa and M. Inoue, *Org. Lett.*, 2011, **13**, 5928–5931.
- 36 P. R. Wells, *Chem. Rev.*, 1963, **63**, 171–219.
- 37 (a) C. Walling and E. A. McElhill, *J. Am. Chem. Soc.*, 1951, **73**, 2927–2931; (b) E. S. Huyser, *J. Am. Chem. Soc.*, 1960, **82**, 394–396; (c) R. E. Pearson and J. C. Martin, *J. Am. Chem. Soc.*, 1963, **85**, 354–355; (d) J. A. Howard, K. U. Ingold and M. Symonds, *Can. J. Chem.*, 1968, **46**, 1017–1022.
- 38 G. A. Zaleskaya, *J. Appl. Spectrosc.*, 2002, **69**, 328–336.
- 39 (a) Z. Lu and T. P. Yoon, *Angew. Chem., Int. Ed.*, 2012, **51**, 10329–10332; (b) Y.-Q. Zou, S.-W. Duan, X.-G. Meng, X.-Q. Hu, S. Gao, J.-R. Chen and W.-J. Xiao, *Tetrahedron*, 2012, **68**, 6914–6919; (c) E. P. Farney and T. P. Yoon, *Angew. Chem., Int. Ed.*, 2014, **53**, 793–797.
- 40 M. J. Frisch, *et al.*, in *Gaussian 09, Revision A.02*, Wallingford, CT, 2009.

