

## Olefin metathesis in aqueous media

Jasmine Tomasek and Jürgen Schatz\*

Cite this: *Green Chem.*, 2013, **15**, 2317Received 3rd June 2013,  
Accepted 12th July 2013

DOI: 10.1039/c3gc41042k

www.rsc.org/greenchem

The worldwide undisputable and unattainable chemist is nature, using water as a solvent of choice in biosynthesis. Water as a solvent not only indicates “green chemistry” but is also inevitable in biochemical reactions as well as syntheses of several pharmaceutical products. In the last few decades, several organic reactions were successfully carried out under aqueous conditions, a powerful and attractive tool in organic synthesis metathesis reaction. This review summarises advances made in metathesis reaction in aqueous media. Two main strategies can be distinguished: the design of water soluble catalysts to obtain homogeneous conditions and using commercially available catalysts to utilize the advantages of heterogeneous conditions.

## Introduction

In organic chemistry, C–C coupling reactions open a wide range of applications for effective synthesis, which otherwise would be difficult or even hardly feasible. The olefin metathesis reaction displays one of these atom efficient catalysis reactions under mild conditions.<sup>1</sup> The term “olefin metathesis” was coined by *Calderon* and displays a catalytic reaction where “olefins undergo bond reorganization, resulting in a redistribution of alkylidene moieties”.<sup>2</sup> This C–C double-bond transformation reaction includes not only one kind of reaction, but also a wide variety of different types of metathesis

reactions, meaning coupling reactions of cyclic and acyclic alkenes or alkynes as well as polymerisation reactions (Scheme 1).<sup>1</sup> Accordingly, the metathesis has been of great interest since its discovery in the mid-1950s<sup>3</sup> and reveals a powerful tool for both industrial applications, especially in petro- and polymer chemistry and organic synthesis.<sup>4,5</sup>

Already in 1966, one of the first metathesis applications was carried out on an industrial scale, the Philips-triolefin-process,<sup>4a</sup> years before the mechanism and the role of the catalyst were unambiguously elucidated. While several research groups dealt with this topic and suggested a pair-wise interchange of the alkylidene moieties,<sup>6</sup> *Chauvin* postulated a more complex catalytic cycle, which displays the generally accepted and Nobel-Prize honoured mechanism (Scheme 2).<sup>7,8</sup> The main difference is the assumption that there is no direct alkylidene exchange between the olefins, but a transfer *via* the

*Organic Chemistry 1 and ICMM (Interdisciplinary Center for Molecular Materials), University Erlangen-Nuremberg, Henkestr. 42, D-91054 Erlangen, Germany.*  
E-mail: juergen.schatz@fau.de; Fax: +49 9131 85-24707; Tel: +49 9131 85-25766



Jasmine Tomasek

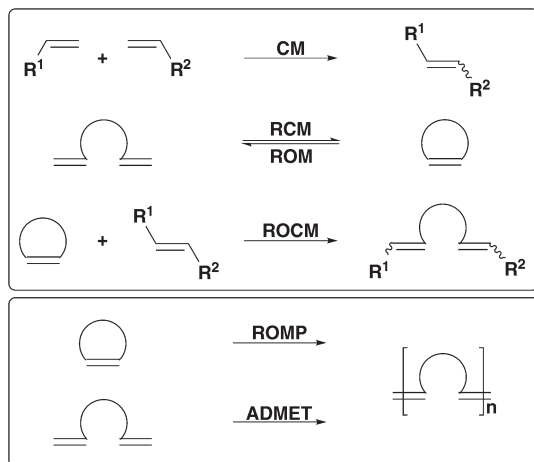
*Jasmine Tomasek studied chemistry at the Friedrich-Alexander University (FAU) of Erlangen-Nuremberg and obtained an M.Sc. in Chemistry in 2011. After this, she joined the research group of J. Schatz and is pursuing her Ph.D. research related to the application of supramolecular chemistry in aqueous olefin metathesis reactions.*



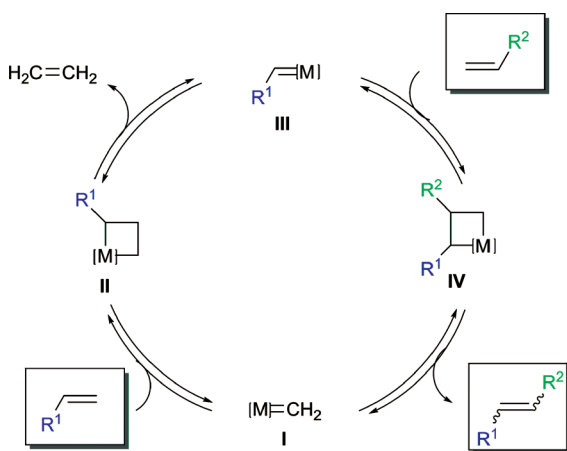
Jürgen Schatz

*In 1994 Jürgen Schatz completed his Ph.D. in Organic Chemistry under the guidance of Jürgen Sauer at the University of Regensburg. After a postdoctoral stay with C. W. Rees, CBE FRS, at the Imperial College, London, he returned to Germany to start his independent career at the University of Ulm. After one semester at LMU Munich 2007, he moved to his current position at the Friedrich-Alexander University (FAU) of Erlangen-Nuremberg. His research is focused on supramolecular chemistry and its use in catalytic processes with a focus on water as a solvent.*





**Scheme 1** Variety of olefin metathesis reactions. Cross metathesis (CM), ring-closing metathesis (RCM), ring-opening metathesis (ROM), ring-opening cross metathesis (ROCM), ring-opening metathesis polymerisation (ROMP), acyclic dienmetathesis polymerisation (ADMET).



**Scheme 2** Chauvin-mechanism of a CM.

catalyst by building a metal carbene complex **III**. The catalytic cycle consists of sequential [2 + 2] cycloaddition reactions followed by rearrangement of the double bonds. This mechanism includes fully reversible steps. To avoid a consequential mixture of olefins and to obtain only the desired product, a shift of the equilibrium in the desired direction is crucial.

Tailor-made catalysts are crucial for an optimized chemical reaction. At the beginning of metathesis research, catalysts usually consisted not only of a single component, but commonly of two or even three different species.<sup>9</sup> In those cases the active catalyst was generated *in situ* by mixing transition metal halides and main group metal alkyls as co-catalysts, such as  $\text{WCl}_6/\text{EtAlCl}_2/\text{EtOH}$ ,  $\text{WOCl}_4/\text{EtAlCl}_2$ ,  $\text{MoCl}_5/\text{Et}_3\text{Al}$ ,  $\text{ReCl}_5/\text{EtAlCl}_2$ , to name only a few.<sup>9</sup> In other cases catalysts based on transition metals were supported on metal-oxide surfaces, such as  $\text{Al}_2\text{O}_3$  and  $\text{SiO}_2$ , or were bound chemically on polymers.<sup>9</sup> However, there are a number of factors influencing the formation of the active species and therefore influencing

**Table 1** Affinity of transition metal catalysts to different functional groups<sup>10</sup>

Ti	W	Mo	Ru	Reactivity ↑
Alcohols, H <sub>2</sub> O, Acids	Alcohols, H <sub>2</sub> O, Acids	Alcohols, H <sub>2</sub> O, Acids	Olefins	
Aldehydes, Ketones, Esters, amides, Olefins	Aldehydes, Ketones, Olefins	Aldehydes, Olefins, Ketones	Alcohols, H <sub>2</sub> O, Acids, Aldehydes, Ketones	
	Esters, amides	Esters, amides	Esters, amides	

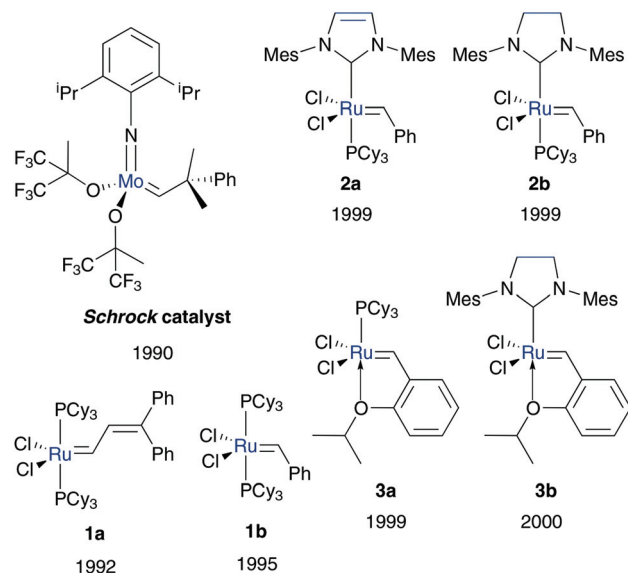
the efficiency of the catalytic reaction. For supported catalysts a pre-treatment step is needed, which requires harsh conditions. Otherwise, in many cases the initiation step is very slow and leads to a low concentration of the metathesis active catalyst. Additionally, in polymerisation reactions it is sometimes hard to control the propagating step. For these reasons the focus of catalyst design switched to single component catalysts, based on metal-carbene centres. First improvements of such carbene complexes are related to polymerisation experiments. Thereby carbene catalysts based on various metals showed all living ring-opening metathesis (ROMP).<sup>10</sup> To prevent unwanted side reactions or interactions with the metal centre, which interfere with the catalytic activity, metals with high functional group tolerance are needed. *Grubbs* generated a reactivity table based on the results of ROMP and other organic reactions, using titanium, tungsten, molybdenum and ruthenium as the metal centre (Table 1).<sup>10</sup> Olefins, compared to aldehydes, ketones and esters, preferentially belong to soft functional groups. Taking this into account, it is not surprising that ruthenium as the softest metal, *i.e.* the metal with most d-electrons, shows the highest affinity to olefins and consequently a high tolerance to functional groups as a metathesis catalyst.

The best-known well-defined (pre)catalysts were prepared in the 1990s, based on molybdenum and ruthenium as early transition metals (Fig. 1). While the *Schrock* catalyst exhibits high activity, the tolerance to functional groups is very limited and the sensitivity to moisture and air is high.<sup>11</sup> Five coordinated, ruthenium based *Grubbs* catalysts partially overcome these disadvantages and are now an attractive tool for practical applications.<sup>12,13</sup> Especially the insertion of N-heterocyclic carbene (NHC) ligands is conducive to pre-catalysts with high metathesis activity and high tolerance to functional groups, air and moisture.<sup>14</sup> As a result of these accomplishments, ruthenium and NHC based pre-catalysts serve as a promising basic framework in the followed catalyst design.<sup>15,16</sup>

### Organic reactions in aqueous media

Simultaneously with the development of metathesis reaction, a trend towards water as a solvent in organic reactions has been evolving for several decades.<sup>17</sup> Water is termed as a “green solvent”. This includes a lot of advantages over conventionally used organic solvents. Water is economical and safe,





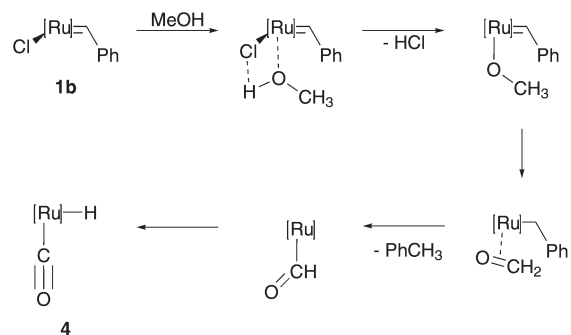
**Fig. 1** Schrock, Grubbs 1st generation **1**, Grubbs 2nd generation **2** and Hoveyda-Grubbs **3** (pre)catalysts.

and it is neither flammable, potentially explosive, mutagenic, nor carcinogenic. Otherwise, the term “green” also indicates a “green workup” or “green accruing waste”. To claim this adjective, high efforts and costs for purification and extraction methods have to be excluded.<sup>18</sup> Nevertheless, owing to its beneficial properties the literature already shows several efficient organic reactions carried out in aqueous media.<sup>17,19,20</sup>

This “green-ness” and environmental friendliness of water as a solvent is based on the “hydrophilicity of nature”; water is the universal solvent in nature. The largest proportion of biochemical reactions in living cells proceed in aqueous media.<sup>17</sup> According to this, pharmaceutical and biologically relevant molecules are usually polar and only soluble in water/polar media and, thus, there is a significant need for synthetic methodologies which can be applied in such polar, aqueous and protic media. An atom efficient approach with high functional group tolerance and mild reaction conditions is displayed by Grubbs-type metathesis reaction in aqueous media.

Thinking about the first organometallic catalysts with benchmark reactions such as *Grignard*,<sup>21</sup> *Reformatsky*<sup>22</sup> and *Barbier*<sup>23</sup> primarily leads to the question of catalyst stability in water, because of their sensitivity to moisture.<sup>24</sup> However, the last few decades show a plethora of organometallic reactions, which are viable in aqueous media and do not need inert conditions or even a glove box.<sup>25</sup>

Considering the stability of carbene-metal complexes, Ru based pre-catalysts are expected to be the most promising candidates for metathesis reactions in aqueous media. Besides decomposition studies of Grubbs-type (pre)catalysts in organic solvents and at higher temperatures,<sup>26</sup> Dinger and Moll tested the influence of alcohols, water and oxygen on Grubbs pre-catalysts of the first **1b** and the second generation **2b**.<sup>27</sup> In the presence of primary alcohols and temperatures up to 60 °C or the addition of a base, both pre-catalysts decompose to a



**Scheme 3** Decomposition of Grubbs pre-catalysts **1b** to monohydride species **4** in the presence of methanol.<sup>27</sup>

monohydride species (Scheme 3), which can now act as  $\alpha$ -olefin isomerization catalysts.<sup>27b</sup> In contrast to alcohols, water leads to other unknown products and oxygen leads to the formation of both the monohydride species and another decomposition compound. Nevertheless, these results seemed not to interfere with metathesis reactions performed in water. All discussed decomposition reactions only occur at elevated temperatures and after a prolonged reaction time. Therefore, such processes should not be completely ignored, but can usually be neglected as potential side reactions in aqueous metathesis reactions. This is confirmed by several efficient examples, which add to metathesis reactions in organic solvent, and also opens up a new and wide research area and will be discussed in the following sections.

## Water-soluble Grubbs-type catalysts

In metathesis reactions carried out in aqueous solvent, several strategies were taken into account, which can be divided into homogeneous and heterogeneous approaches.<sup>28</sup> The former refers to the design of water-soluble pre-catalysts and will be discussed in this section.

### Ruthenium salts as first water-soluble metathesis catalysts

First approaches in metathesis reactions are based on the use of simple transition metal salts as catalysts, just as in first attempts at metathesis reactions performed in water.<sup>9</sup> According to early positive results of ROMP mediated by transition metal salts in polar solution,<sup>29</sup> Grubbs and co-workers investigated ROMP of functionalized oxanorbornenes. RuCl<sub>3</sub>(H<sub>2</sub>O)<sub>n</sub> and OsCl<sub>3</sub>(H<sub>2</sub>O)<sub>n</sub> turned out to be the most promising candidates for several solvents and solvent-mixtures, because of their high functional group tolerance.<sup>30</sup> While these experiments were carried out in the absence of water, the results in aqueous media and even neat water negated former expectations that inert conditions are necessary. Water as a solvent exceeded the results of organic ROMP, with lower PDI values, a faster initiation rate and a higher molecular mass of the polymer.<sup>31,32</sup> Further the complex Ru(tos)<sub>2</sub>(H<sub>2</sub>O)<sub>6</sub> (tos = *p*-toluenesulfonate) shows similar improved results in ROMP of carboxyimide functionalized 7-oxanorbornene derivatives



performed in pure water.<sup>33</sup> These catalysts in fact are one of the first water-soluble ruthenium based metathesis catalysts, not only active in aqueous media, but with a beneficial influence on the initiation process. However, the active metal-carbene species is formed *in situ* and complexes did not polymerize in a living manner. It is assumed that Ru<sup>III</sup> is reduced in water to Ru<sup>II</sup>, which forms a stable Ru<sup>II</sup>-carbene species and initiates a polymerization reaction.<sup>31,34</sup> To improve control of the active catalytic species in the reaction and therefore improve control of the entire reaction, such simple ruthenium components were replaced by well-defined water-soluble ruthenium based catalysts.

### Water-soluble pre-catalysts tagged with ionic groups

One possibility to enhance the water-solubility of an organic compound is to introduce ionic groups into one or more ligands or into the carbene moiety (Fig. 2). Besides, data in the literature indicate that cationic excel anionic tailored metathesis catalysts.

### Ionic tagged phosphine Ru-catalysts

In the early stages of water-soluble catalyst design, cationic and anionic tagged phosphine ligands were used. The cationic pre-catalysts (6 and 7), as well as anionic ones (8 and 9) were synthesized *via* ligand exchange of phosphine species 5 (Fig. 3).<sup>35,36</sup>

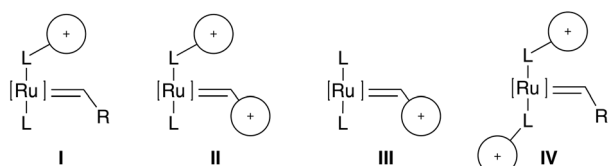


Fig. 2 Strategies for enhanced polarity by introducing cationic groups.

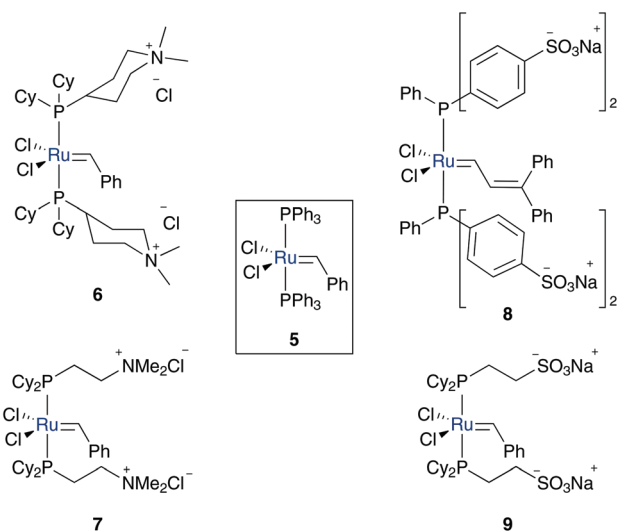
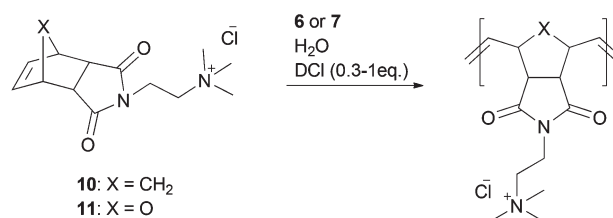


Fig. 3 Cationic (6 and 7) and anionic (8 and 9) phosphine bearing catalysts.<sup>35–38,44</sup>

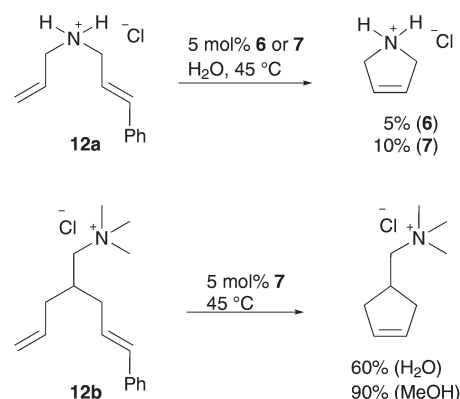
Both pre-catalysts 6 and 7 show high solubility in water and methanol, while they are insoluble in organic solvents, such as THF, ethanol, benzene or acetone. However, they are highly air-sensitive and decompose in a time interval of some weeks in methanolic solution and even in a brief span of 2 days in water.<sup>35</sup> According to this, ROMP of water-soluble monomers 10 and 11 in pure water results in a non-quantitative conversion of 45 to 80%, because of the transient propagating species. It is suggested, based on earlier research, that generated hydroxide ions cause this decomposition.<sup>37</sup> To overcome this problem and eliminate those stability interfering hydroxide ions, a Brønsted acid was added to the solution. Besides neutralizing the hydroxide ions, the acid also protonates the dissociated phosphine ligand, leading to a more stable phosphonium salt and thus accelerating the polymerization rate (Scheme 4).<sup>38</sup>

In this way, a homogeneous living polymerisation process and in addition the formation of block copolymers are feasible.<sup>38</sup> A further application of aqueous metathesis reaction using cationic pre-catalysts 6 and 7 is RCM of water soluble acyclic dienes 12 containing one terminal and one internal olefin moiety, whereas the latter is the more active one. However, efficient conversion in RCM depends highly on the substrate (Scheme 5).<sup>39,40</sup> Additionally, CM of terminal olefins and RCM of  $\alpha,\omega$ -olefins is almost inefficient, due to less stability of the active methyldene species, which rapidly decompose to metathesis inactive hydride species.<sup>40</sup>

In contrast to cationic phosphine bearing pre-catalysts IV (Fig. 2), also water soluble complexes possessing anionic phosphine ligands were synthesised. However, pre-catalyst 8 is



Scheme 4 ROMP of water soluble monomers 10 and 11.<sup>38</sup>



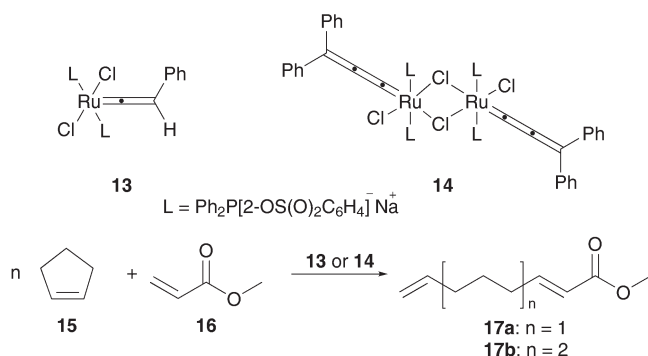
Scheme 5 RCM of water soluble dienes 12.<sup>39,40</sup>



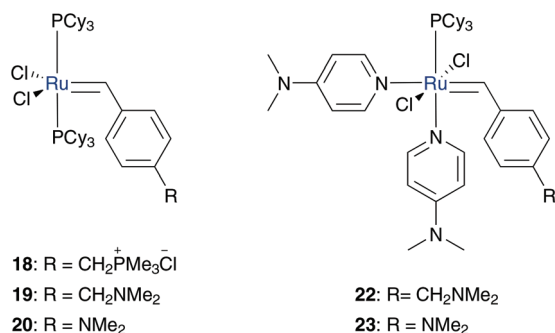
water-soluble; it did not initiate aqueous ring opening polymerization, because of its triphenyl phosphine moieties. In general such ligands induce a too small cone angle and are only poor electron-donating.<sup>36,41</sup> Anionic tricyclohexyl phosphine tagged complex **9**, theoretically, should overcome these problems, but was too unstable to be isolated.<sup>36,41</sup>

Although these results seemed very unpromising, exchange of the carbene moiety to vinylidene **13** and allenylidene **14** species generates anionic, water soluble ROCM active complexes. These catalysts were tested in ring-opening metathesis of cyclopentene **15** and methyl acrylate **16** to give polyunsaturated esters **17**. While vinylidene catalyst **13** is only active in homogeneous methanolic media to form **17a** (yield 64%), its allenylidene **14** analogue also shows metathesis activity under biphasic diethyl ether–water conditions, to give a 1 : 12 mixture of **17a** to **17b** (total yield 42%) (Scheme 6).<sup>42</sup>

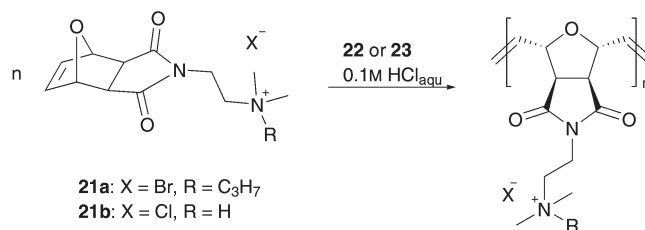
Another opportunity for water soluble catalyst design is to tag ionic functionalities to the benzylidene moiety **III** (Fig. 2). Schanz reported pH-responsive catalysts bearing phosphonium (**18**) and ammonium (**19** and **20**) functionalities on the benzylidene moiety (Fig. 4).<sup>43</sup> All catalysts successfully performed controlled ROMP of cationic *exo*-oxanorbornene **21** in protic, acidic media. In this case, the acid protonates the dissociated phosphine ligand, which leads to a shift in the equilibrium of the initiation step with the active catalytic species. It also protonates the amine group of complexes **19** and **20** for *in situ* generation of the water-soluble complex. But neither of them



**Scheme 6** ROMC of cyclopentene **15** and methyl acrylate **16** in protic media.<sup>42</sup>



**Fig. 4** Phosphine bearing pH-responsive Ru catalysts.<sup>43</sup>



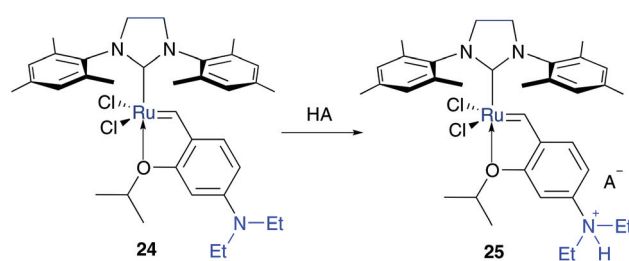
**Scheme 7** Controlled ROMP of **21** using pH-responsive Ru catalysts.<sup>44</sup>

yielded any conversion under aqueous solution, because of their limited water solubility, due to two hydrophobic PCy<sub>3</sub> ligands. By ligand exchange of one phosphine to two basic 4-(dimethylamino)pyridine (DMAP) ligands, the resulting pre-catalysts **22** and **23** are capable of performing controlled ROMP of monomer **21** in aqueous 0.1 M HCl solution (Scheme 7).<sup>44</sup>

### Ionic tagged NHC Ru-catalysts

Attributable to the synthesis of the first persistent NHC carbene complex by *Arduengo*,<sup>45</sup> plenty of designed NHC bearing metathesis catalysts followed.<sup>15,16</sup> Because of enhanced stability to moisture and air and functional group tolerance of ruthenium pre-catalysts bearing NHC ligands,<sup>14</sup> several ionic functionalized NHC-Ru catalysts were synthesised, too.

In addition to the pH-responsive catalyst reported by *Schanz*,<sup>43,44</sup> also Ru-NHC catalysts were tagged on the benzylidene moiety by *Grela* and co-workers.<sup>46</sup> *Hoveyda-Grubbs* pre-catalyst **3**, bearing a tertiary amine group to ensure pH-response, acts as the basic framework. Neutral complex **24** is nonpolar and demonstrates low activity in olefin metathesis in CH<sub>2</sub>Cl<sub>2</sub>. In contrast, with the addition of a strong Brønsted acid, cationic and polar *in situ* complex **25** is generated, which enables efficient tools for RCM and enyne metathesis reactions in organic media (Fig. 5). With this change of polarity, also electronic properties changed, from an electron donating (EDG) amine group (-NEt<sub>2</sub>) **24** to an electron withdrawing (EWG) (-NEt<sub>2</sub>H<sup>+</sup>) ammonium group **25**. It has been suggested by former studies<sup>47</sup> that electron withdrawing groups on the benzylidene moiety would weaken the O–Ru chelation, which leads to easier and faster initiation of the metathesis reaction. Although this switch enhanced the metathesis activity and



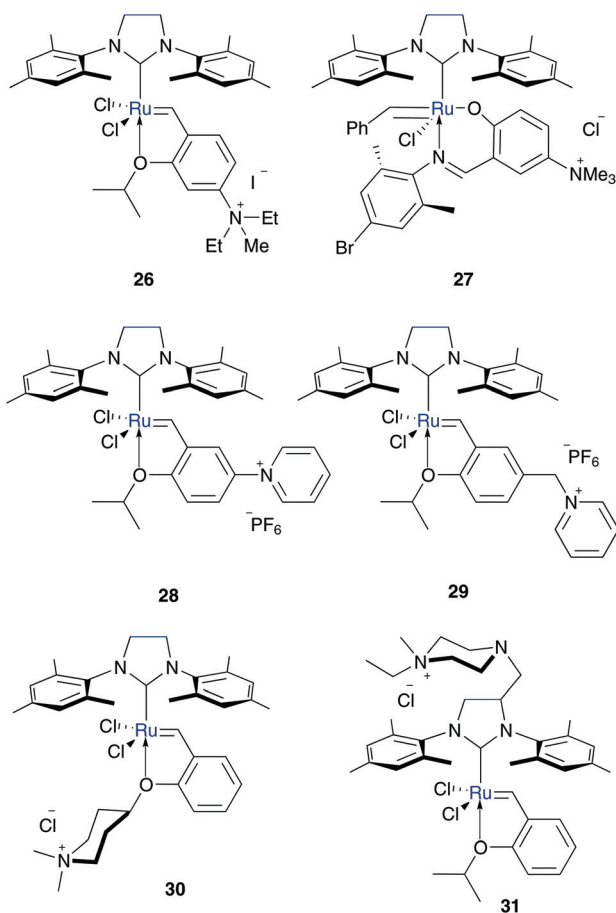
**Fig. 5** Activation of pH-responsive catalyst **24** with changing electronic properties to cationic catalyst **25**.<sup>46</sup>



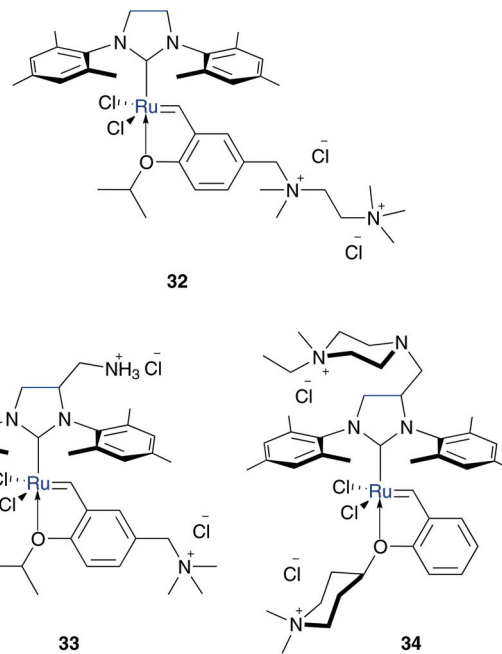
initiation rate even outreaching that of *Hoveyda-Grubbs* **3b**, metathesis reactions were exclusively performed in organic media.<sup>46</sup>

To ensure polar character of the metathesis catalyst, amine groups were substituted by charged ammonium groups, especially quaternary ammonium ions. This includes maintaining *Hoveyda-Grubbs* pre-catalyst **3b** as the basis for an active metathesis catalyst with the opportunity for affecting the initiation rate by switching the electronic properties. Within this concept several water soluble and metathesis active *Hoveyda-Grubbs* type catalysts containing one (**26–31**) (Fig. 6) or two (**32–34**) (Fig. 7) cationic moieties were prepared.

*Grela* and co-workers prepared catalyst **26** with a quaternary ammonium group tagged on the benzylidene moiety. This slightly water soluble complex (<1 mg mL<sup>-1</sup>) successfully performed several RCM and CM in neat water as well as enyne metathesis in alcohol-water mixtures (Tables 2–4).<sup>48</sup> The group of *Raines* combined the stabilizing and activating character of NHC ligands with a polar bidentate salicylaldimine chelating ligand, which effectively competes in former research in RCM and ROMP reactions<sup>49</sup> to form catalyst **27**.<sup>50</sup> This catalyst is active in RCM of dienes and enynes carried out in methanol and methanol-water mixtures at a temperatures



**Fig. 6** NHC ruthenium pre-catalysts, each tagged with one quaternary ammonium group.<sup>48,50–52</sup>



**Fig. 7** NHC ruthenium pre-catalysts tagged with two ammonium groups.<sup>52,53</sup>

**Table 2** Selected RCM reactions mediated by quaternary ammonium tagged catalysts **26–29** in aqueous media<sup>48,50,51</sup>

Cat. (mol%)	Solvent	<i>t</i> [h]	<i>T</i> [°C]	Conv. [%]
<b>26</b> (5)	EtOH–H <sub>2</sub> O 5 : 2	0.5	25	99
<b>27</b> (1)	MeOD–D <sub>2</sub> O 5 : 2	6	55	>95
<b>28</b> (5)	EtOH–H <sub>2</sub> O 5 : 2	0.5	25	99
<b>29</b> (5)	EtOH–H <sub>2</sub> O 5 : 2	0.25	25	97
<b>26</b> (5)	EtOH–H <sub>2</sub> O 5 : 2	24	25	83
<b>28</b> (5)	EtOH–H <sub>2</sub> O 5 : 2	24	25	50
<b>29</b> (5)	EtOH–H <sub>2</sub> O 5 : 2	2	25	75

of 55 °C (Table 2). However, the stabilizing combination of both ligands also provides a slow initiation rate. Because polymers with high PDI-values would be generated, ROMP as applications is not desirable.<sup>50</sup>

The designated aim of *Mauduit* and *Grela* in the preparation of pre-catalysts **28** and **29** was to design a recyclable catalyst in especially ionic liquids without loss of activity.<sup>51</sup> Accordingly, they used quaternary ammonium groups as an activating EWG at the benzylidene moiety and the pyridinium species for recyclability. Nevertheless, both complexes can act as catalysts for RCM of standard dienes in alcohol-water mixtures at room temperature, while they show hardly any conversion in CM in



**Table 3** Selected RCM mediated by quaternary ammonium tagged catalysts **26** and **30–34** in neat water<sup>48,52,53</sup>

Cat. (mol%)	Solvent	<i>t</i> [h]	<i>T</i> [°C]	Conv. [%]
<b>26</b> (5)	D <sub>2</sub> O	5	25	99
<b>30</b> (2.5)	D <sub>2</sub> O	3.5	25	49
<b>31</b> (2.5)	D <sub>2</sub> O	2.5	25	96
<b>32</b> (5)	D <sub>2</sub> O	24	30	>95
<b>33</b> (5)	D <sub>2</sub> O	0.5	30	>95
<b>34</b> (2.5)	D <sub>2</sub> O	2.5	25	88

**Table 4** Selected CM mediated by quaternary ammonium tagged catalysts **26**, **28**, **29**, and **32–34** in neat water<sup>48,51–53</sup>

Cat. (mol%)	Solvent	<i>t</i> [h]	<i>T</i> [°C]	Conv. [%] ( <b>43</b> )
<b>26</b> (2.5)	D <sub>2</sub> O	3.5	25	>99
<b>28</b> (1)	D <sub>2</sub> O	8	25	14
<b>29</b> (1)	D <sub>2</sub> O	8	25	19
<b>30</b> (5)	D <sub>2</sub> O	24	25	74
<b>31</b> (5)	D <sub>2</sub> O	24	25	77
<b>32</b> (5)	D <sub>2</sub> O	24	30	82 (+4)
<b>33</b> (5)	D <sub>2</sub> O	6	30	69 (+12)
<b>34</b> (5)	D <sub>2</sub> O	24	45	38

neat water (Tables 2 and 4).<sup>51</sup> In contrast, recently published quaternary ammonium tagged catalysts **30** and **31** mediated RCM of charged substrates and CM in neat water (Tables 2 and 3).<sup>52</sup> While complexes **26** and **28–30** are tagged on the benzylidene moiety with an activating effect through weakening of the O–Ru bond, catalyst **31** is bearing its polar character at the NHC backbone. In this case the generated active species after the initiation step in metathesis reaction maintains its polar character.

To enhance the water solubility, *Grubbs* and *Jordan* synthesized catalysts containing two cationic ammonium groups **32** and **33**. Complex **33** has two ammonium groups (Fig. 2, II), one tagged on the NHC ligand and one tagged on the isopropoxy-styrene moiety.<sup>53</sup> This ensures polar character of both, the pre-catalyst and the active species, after the catalytic initiation step. In contrast, pre-catalyst **32** with two ammonium groups stuck to the isopropoxy moiety is hardly soluble in pure water (<0.01 M). Both catalysts rapidly polymerise benchmark ROMP monomer *endo*-norbornene **11** in pure water. Furthermore, they mediated RCM of cationic dienes (Table 3) and CM of allyl alcohol (Table 4), whereas also side-product **43** is formed.<sup>53</sup> With regard to prospective applications in the synthesis of biologically relevant molecules which require neutral pH media, the pH dependant –NH<sub>3</sub><sup>+</sup> compound in complex **33** could be detrimental. Accordingly, *Skowerski* and *Grela*

designed a catalyst **34** bearing a quaternary ammonium group at the benzylidene moiety as well as at the NHC backbone.<sup>52</sup> Compared to the phosphine bearing analogue **6**,<sup>35</sup> catalyst **34** shows higher stability under air and in water and is up to ten times more soluble in water compared to catalysts **30** and **31**, tagged with only one piperazine or piperidine derivative. While mediated CM of allyl alcohol gave moderate yields (Table 4), no side products were generated. Moreover, catalyst **34** also successfully performed RCM of charged dienes and even enyne in neat water (Table 3).<sup>52</sup>

### Water-soluble pre-catalyst tagged with neutral, polar groups

A further opportunity for enhancing water solubility of an organic compound is overcome by the addition of polar groups. Catalyst **44** represents such a neutral, electron-rich phosphine bearing complex tagged with a sulfone moiety for enhanced polarity.<sup>54</sup> This leads to solubility in both, organic solvents as well as protic solvents. While this polar complex shows quantitative conversion of diethyl allyl (cinnamyl)malonate **45** to **46** in organic solvents such as benzene and dichloromethane, RCM in a methanol–water mixture also gave a high yield of 78% (Table 5). This discrepancy in yield arises from faster decomposition of the catalyst in protic media.

To enhance the stability of polar ruthenium complexes, again phosphine ligand was exchanged by a NHC ligand, which provides a stronger bonding to the metal centre. The resulting complex can be tagged with a polar group on the NHC ligand direct to the N-atom or at the backbone, on the benzylidene moiety or can be introduced as a further ligand (Fig. 8).

### Ruthenium catalysts tagged with polar polymers on the benzylidene moiety

In several ruthenium catalysts as a tag with neutral polar groups, hydrophilic polymers were used. This implies a polar character and in some cases even a strategy for catalyst

**Table 5** RCM mediated by polar precatalyst **44** in protic media

Solvent	<i>t</i> [h]	<i>T</i> [°C]	Yield [%]
MeOH	12	40	98
MeOH–H <sub>2</sub> O (3 : 1)	12	40	78
CH <sub>2</sub> Cl <sub>2</sub>	4	25	Quant.
Benzene	4	25	Quant.

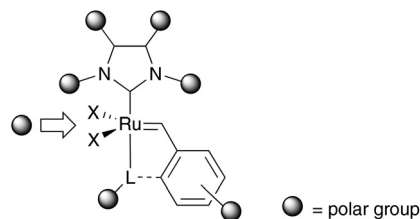



Fig. 8 Potential positions for introducing polar groups for NHC-Ru catalyst.

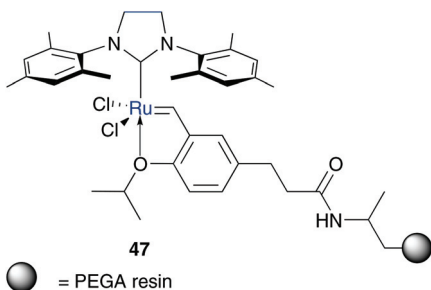


Fig. 9 Hydrophilic solid supported PEG-resin catalyst **47**.<sup>55</sup>

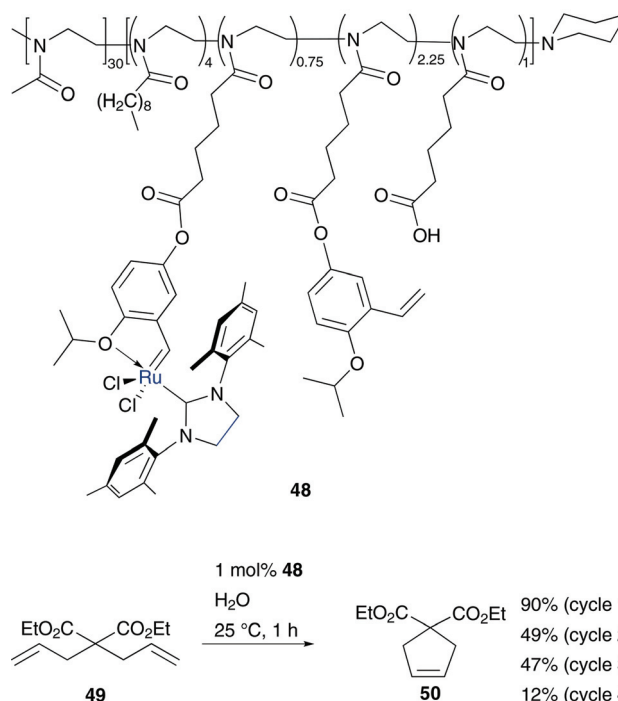
recycling. Because of its highly hydrophilic behaviour, in most designed polymer tagged catalysts, poly(ethylene glycol) (PEG) is the polymer of choice. *Connon* and *Bleichert* published the synthesis of a phosphine free *Hoveyda-Grubbs* type catalyst tethered with a highly hydrophilic PEG-resin on the benzylidene moiety **47** (Fig. 9).<sup>55</sup> This pre-catalyst shows high tolerance to oxygen and promotes several RCM and CM in methanolic solution as well as in neat water, while in benchmark RCM of **37** also side-products were formed.

A further polymer bound amphiphilic *Hoveyda-Grubbs* type catalyst immobilized through benzylidene moiety was reported by *Weberskirch*.<sup>56</sup> This block copolymer **48** is based on poly-(2-oxazoline) and contains two isopropoxy-styrene ligands per polymer chain. This implies an advantage over polymer **47**, because in this way a re-attachment of the ruthenium initiator to the solid support is feasible. Furthermore, catalyst **48** shows high conversion (90%) of benchmark RCM substrate diethyl diallylmalonate **49** in pure water with low catalyst loading of 1 mol% (Scheme 8). Owing to aqueous micellar conditions, conversion of this RCM is accelerated, while the active catalytic species is stabilized.<sup>56</sup>

In earlier research on polar tagged ruthenium catalysts, PEG immobilized catalyst **51** turn out to be a promising tool for RCM and CM in organic solvents (Fig. 10).<sup>57,58</sup> Considering the hydrophilic character of PEG, recently reported results demonstrate also efficient RCM of several hydrophobic substrates in acetone-water mixtures of catalyst **51** (Table 6).<sup>59</sup>

### Ruthenium catalysts tagged with polar polymers on the NHC ligand

By anchoring a polar polymer group attached to the benzylidene moiety at the non-dissociating NHC ligand, the catalyst remains in solution throughout the entire metathesis reaction.



Scheme 8 RCM of benchmark substrate **49** mediated by polymer bound catalyst **48**.<sup>56</sup>

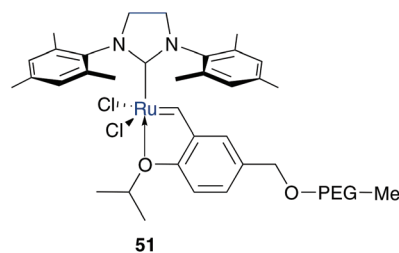


Fig. 10 Ruthenium catalyst **51** tagged on the benzylidene moiety with hydrophilic PEG.<sup>59</sup>

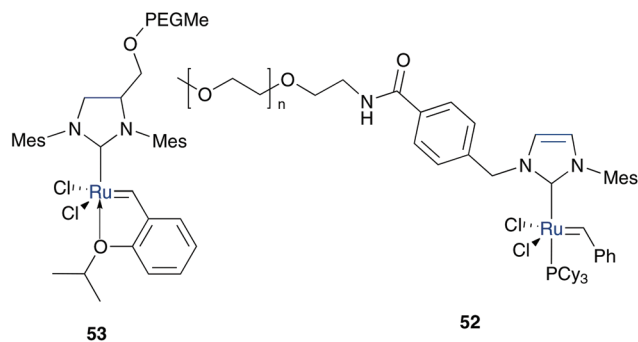
Table 6 RCM of benchmark substrate **37** mediated by immobilized catalysts **51** in different solvents<sup>58,59</sup>

Cat. (mol%)	Solvent	<i>t</i> [h]	<i>T</i> [°C]	Conv. [%]
<b>51</b> (10)	CH <sub>2</sub> Cl <sub>2</sub>	0.5	Reflux	>98
<b>51</b> (5)	Me <sub>2</sub> CO-H <sub>2</sub> O (2 : 1)	1	rt	98

*Grubbs* developed the first PEG labelled homogeneous aqueous olefin metathesis catalyst tagged on the N-atom of the NHC ligand **52**.<sup>60</sup> This catalyst performed efficient ROMP of *exo*-monomer of **10** as well as ROMP of challenging, sterically hindered *endo*-monomer **10** in acidified water with conversion up to 95% (Scheme 9). RCM and failed CM reactions

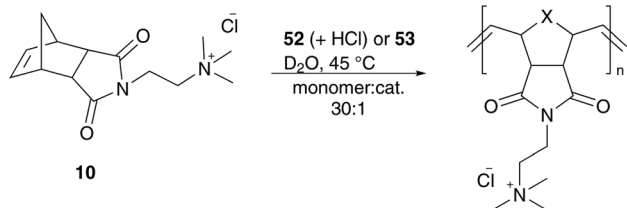






53

52



10

**Scheme 9** Polar ruthenium catalysts **52** and **53** tagged on the NHC ligand performed ROMP of **10** in (acidified) water.<sup>60,62</sup>

demonstrate stability problems of **52** in methanol, due to the less stable unsaturated NHC ligand (IMes) compared to the saturated NHC ligand (SIMes).<sup>60</sup>

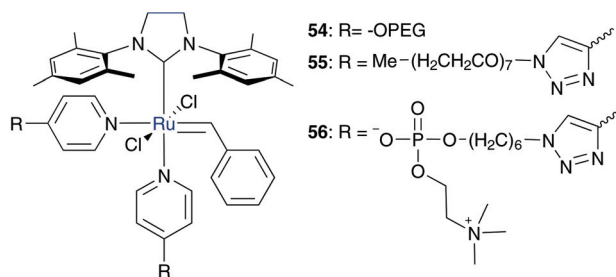
In addition to the lost stability due to an unsaturated NHC ligand, also the constitution of aryl moieties bound to the N-atoms is substantial for catalyst stability.<sup>61</sup> To avoid these problems, *Hong* and *Grubbs* developed a PEG bearing *Hoveyda-Grubbs* type catalyst tagged on the saturated NHC backbone **53** (Scheme 9).<sup>62</sup> This improved PEG containing catalyst shows unprecedented activity in ROMP of monomer **10** in RCM of cationic dienes such as **39**, as well as in CM of allyl alcohol **41** all performed in neat water (Table 7).

### Water-soluble hexa-coordinated ruthenium pre-catalysts containing pyridine derivatives

To accelerate the initiation rate of *Grubbs* II type catalyst **2** it is judicious to remove the phosphine ligand. In contrast, introduced pyridine derivatives are promising candidates for fast initiation because of their labile binding to the metal centre. This was demonstrated by a 3-bromo pyridine substituted

**Table 7** Selected RCM and CM mediated by PEG tagged catalyst **53** (5 mol%) in neat water<sup>62</sup>

Substrate	Product	<i>t</i> [h]	<i>T</i> [°C]	Conv. [%]
		12	rt	>95
		12	45	>95



54: R = -OPEG

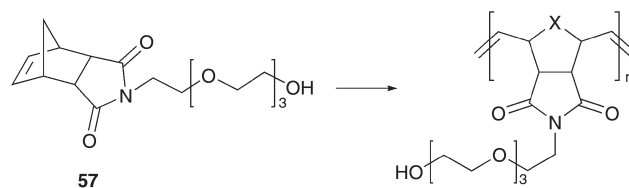
55: R = Me-(H<sub>2</sub>CH<sub>2</sub>CO)<sub>7</sub>-N56: R = -O-P(=O)(O<sup>-</sup>)-O-(H<sub>2</sub>C)<sub>6</sub>-N

**Fig. 11** Water-soluble ruthenium pre-catalysts tagged with PEG **54**, **55** and PC substituted pyridine derivatives.<sup>64,65</sup>

ruthenium catalyst, which shows unprecedented initiation rates in ROMP performed in dichloromethane.<sup>63</sup> *Emrick* and co-workers developed such a hexa-coordinated ruthenium pre-catalyst, tagged with a polar polymer throughout a pyridine derivative **54**, **55**, and **56** (Fig. 11).<sup>64,65</sup> PEG catalyst **54** is not only highly soluble in both organic solvents and aqueous media, but also highly active in performed ROMP of polar oxanorbornene monomers in both solvents. However, ROMP of PEGylated monomer **57** in aqueous media only proceeds in acidified water with pH ≤ 2 and without any molecular weight control. Brønsted acids are needed to protonate the PEG-tagged pyridine derivative and diminish their ligation capability to promote initiation reaction.<sup>64</sup> Catalyst **55** containing a PEG-triazole substituted pyridine ligand shows a similar activity and also needs acidified water for ROMP of water-soluble monomer **57**. Furthermore, addition of Cu(II) salts as a pyridine scavenger facilitates ROMP even at neutral pH, but with a lower conversion rate of 70%.<sup>65</sup> To provide water solubility and biocompatibility, PEG was replaced by phosphoryl choline (PC) groups to generate catalyst **56**. In contrast to PEG tagged catalysts **54** and **55**, PC containing catalyst **56** demonstrates ROMP of monomer **57** in acidified water with comparable results as under neutral pH.<sup>65</sup> This underlines the relevant property for applications in biological systems of PC compared to PEG substituents of the pyridine derivatives (Scheme 10).

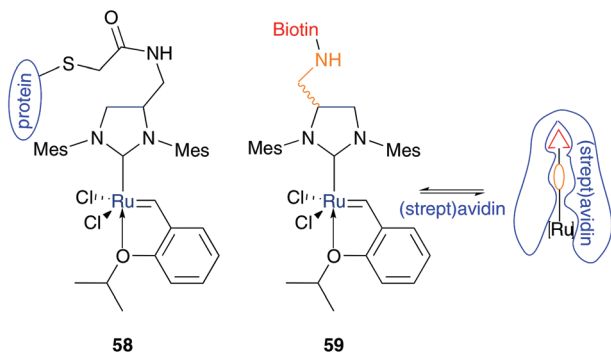
### Artificial metalloenzyme for olefin metathesis

To date, the most “biocompatible” water-soluble *Grubbs* type catalyst is that published in the recent work of *Ward* and co-workers. They designed artificial enzymes containing *Hoveyda-Grubbs* **3b** catalysts *via* covalent **58** and non-covalent **59** binding to a protein (Fig. 12).<sup>66,67</sup> Both catalysts are substituted on the NHC backbone with a spacer molecule. The



**Scheme 10** ROMP of water-soluble oxanorbornene **57**.





**Fig. 12** Artificial metalloenzymes covalently **58** and non-covalently bound **59**.<sup>66,67</sup>

metathesis catalyst complex of artificial enzyme **58** is bound via a spacer to a cysteine moiety of the heat shock protein from *Methanocaldococcus jannaschii* (MjHSP) and demonstrates metathesis activity in the performed RCM of *N*-tosyldiallylamine **37** in acidic buffered solution.<sup>66</sup> However, in comparison to protein free catalysts, the protein structure shows no influence on the activity. This is due to the loss of the quaternary capsid structure of the protein in the presence of acidified media. Moreover, the catalyst sticks at the surface of the protein rather than be embedded in the pocket.<sup>66</sup> Besides covalently bounded catalyst **58**, the *Hoveyda-Grubbs* catalyst of artificial enzyme **59** is tagged at the NHC backbone with a biotin-anchor, which is compatible within the streptavidin and avidin pocket.<sup>67</sup> In RCM of **37** carried out in acidified water-DMSO mixtures, conversion values up to 95% are achievable in the presence of the host-guest system of **59** and (strept)avidin. But experiments of protein-free catalysts show similar results at a lower pH value and even higher conversion values under neutral conditions.<sup>67</sup> Nevertheless, this research area of creating artificial metalloenzymes for olefin metathesis is still at the beginnings and displays an interesting future direction of metathesis reactions in aqueous media.

## Hydrophobic *Grubbs* type catalysts for aqueous metathesis reactions

Besides homogeneous approaches of olefin metathesis reaction performed in water, also heterogeneous systems can be beneficial. In most cases commercially available well-defined *Grubbs* type catalysts **1b**, **2b** and **3** are used to avoid elaborate, multi-step catalyst syntheses. This strategy includes metathesis in homogeneous aqueous solvent-mixture to introduce partial solubility and mainly metathesis “on water”. The term “on water” implies heterogeneous conditions with water-insoluble components and will cause reactions that occur between the water and oil phase boundary, which can be improved by additives.<sup>68</sup> These several attempts at the performed metathesis reaction under heterogeneous conditions are discussed in this chapter.

## Direct application in homogeneous aqueous solution

Homogeneous mixtures of water and water-miscible organic solvents belong to one of the first applications of metathesis experiments in water, using water-insoluble catalysts. *Blechert* and co-workers performed RCM and CM using common *Grubbs* type catalysts in methanol, and several mixture ratios of water and miscible organic solvents, such as DMF and MeOH (Table 8).<sup>55,69</sup> While *Hoveyda-Grubbs* catalysts bearing electron-withdrawing groups at the benzylidene moiety show increased conversion in RCM in CH<sub>2</sub>Cl<sub>2</sub>,<sup>70</sup> catalysis in protic media of more electron-deficient *Hoveyda-Grubbs* type pre-catalysts **3b** and **60b** gave poorer results compared to electron-rich pre-catalyst **60a**.<sup>69</sup> It is expected that this disagreement arises from rapid decomposition in MeOH and DMF media of fast generated catalytic active carbene species. Like complex **60a**, *Grubbs* II precatalyst **2b** demonstrates comparable conversion values in RCM of benchmark substrate **37** in pure MeOH and DMF.<sup>69</sup> Addition of water initially leads to a decrease in conversion until the amount of water is less than 50%, while mixtures of organic solvent-water (1 : 3) again increase the conversion of the substrate **37**.<sup>69</sup> In contrast, *Hoveyda*-catalysts **3b** and **60b** demonstrate only low conversion in homo-CM of allyl-alcohols in aqueous methanol.<sup>55,69</sup>

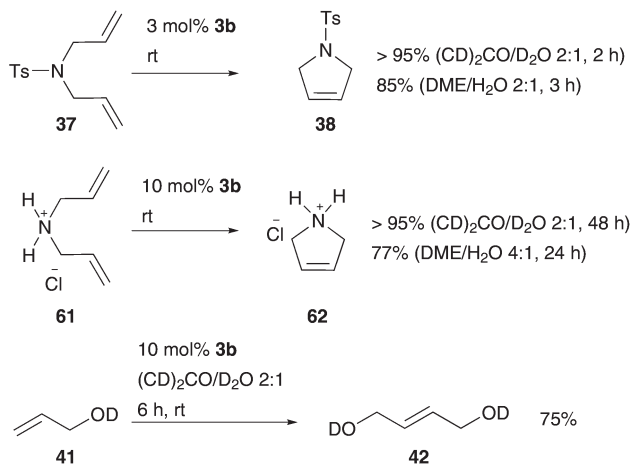
Based on these results, *Raines* and co-workers studied the activity of **3b** in further homogeneous, aqueous solvent-mixtures with THF, dioxane, DMF, acetone, and DME.<sup>71</sup> While *Hoveyda* catalyst **3b** was inactive in RCM of substrate **37** in THF- and dioxane-water mixtures, conversion up to 95% was reached with acetone or DME as a co-solvent. This promising combination of pre-catalyst **3b** and solvent-mixtures also demonstrates efficient RCM of further charged and neutral substrates and even conversion of 75% in CM of allyl-alcohol **41** (Scheme 11).<sup>71</sup>

**Table 8** RCM of benchmark substrate **37** in homogeneous aqueous solution mediated by *Grubbs* type precatalysts **2b**, **3b** and **60**.<sup>55,69</sup>

	Solvent	Conv. [%]			
		<b>2b</b>	<b>3b</b>	<b>60a</b>	<b>60b</b>
	MeOH	94	60	96	20
	MeOH-H <sub>2</sub> O (3 : 1)	29		87	
	MeOH-H <sub>2</sub> O (1 : 1)	54		90	
	MeOH-H <sub>2</sub> O (1 : 3)	77		96	

**3b**: R = H  
**60a**: R = -O-CH(CH<sub>3</sub>)<sub>2</sub>  
**60b**: R = -CN



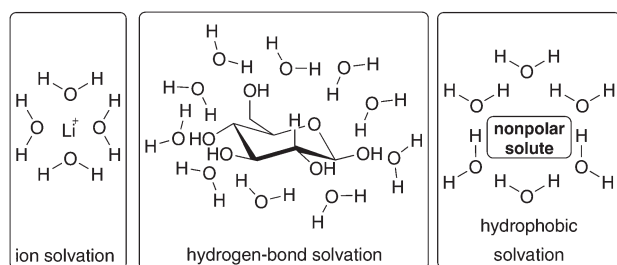


**Scheme 11** Selected RCM and CM reactions mediated by Hoveyda-Grubbs catalyst **3b** in aqueous solution-mixtures.<sup>71</sup>

### “On water” metathesis

The concept of homogeneous aqueous solution is to enhance the solubility of water-insoluble or hardly water-soluble substrates and catalysts. The results of Bleichert<sup>69,70</sup> and Raines<sup>71</sup> are classified (with respect to this review) somewhat in-between homogeneous and heterogeneous aqueous metathesis. There are limited examples in the literature dealing with this concept. In contrast, the purpose of keeping the heterogeneous character in organic reactions in water is widely used in several examples in the literature.<sup>17,24,72</sup>

The “on water” approach can imply a positive impact on the rate and selectivity of the reaction. One reason for this is the “hydrophobic effect”.<sup>73</sup> In principle, the interaction of molecules in water can be divided into three different solvation modes: ion solvation, hydrogen-bond solvation, and hydrophobic solvation (Fig. 13).<sup>73</sup> All three modes have in common that by introducing such molecules in the hydrogen-bonding water network the orientation of the water molecules is disturbed. This is displayed by a loss of entropy due to the restriction of translational and rotational degrees of freedom of the water molecules. In the case of ion solvation, dative bonds between charged molecules and water molecules were formed, while polar and water molecules build up hydrogen bonds. In both cases enthalpy profit compensates entropic losses, which indicates the formation of a solvation shell. In contrast, the



**Fig. 13** Different solvation modes in water.<sup>73</sup>

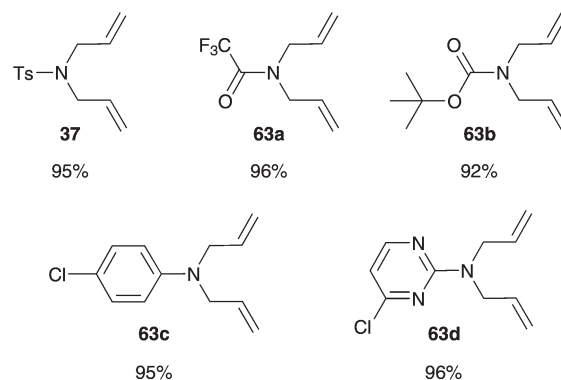
aim of hydrophobic and water molecules is minimal contact between each other. To realize this, a cluster of water molecules is formed around the non-polar components resulting in higher (local) concentration and higher pressure in water.<sup>73,74</sup>

### On water metathesis without additives

Accordingly, metathesis reactions were carried out in pure water. Polshettiwar and Varma demonstrate high activity in several RCM reactions mediated by common Grubbs II **2b** in water. N-Substituted diallylamine substrates **37** and **63** offer conversion values up to 95% at higher temperature of 45 °C and a short reaction time of 2 h (Fig. 14),<sup>75</sup> an example of an efficient and simple metathesis reaction in water using commercially available catalysts, without the need of addition of a co-solvent or other additives.

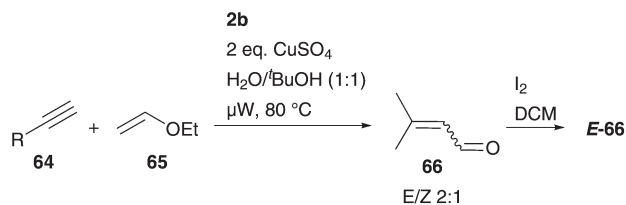
Besides the simple mechanical mixing of the reaction mixture, the use of microwave and ultrasonic irradiation are further suitable methods for performing metathesis reaction in water. Microwave irradiation has become a beneficial method in several organic reactions for shortening reaction times and to increase the product yield or even influence the product contribution compared to common heating methods.<sup>76–78</sup> While through conventional methods the reaction components are heated from the outside, microwave irradiation is a heating method from the inside. Further non-thermal effects of microwave irradiation are still under discussion.<sup>78</sup> There are also several published microwave assisted RCM and CM reactions in organic solvents.<sup>79</sup> Therefore, it would be interesting to study microwave assisted metathesis reactions in water.

Botta and co-workers used microwave irradiation in an aqueous enyne CM of alkyne derivatives **64** and enol-ether **65** with subsequent hydrolysis, mediated by CuSO<sub>4</sub>, to form croton aldehydes **66**.<sup>80</sup> The overall reaction is divided into three steps: first CM end up in an *E*:*Z* ratio of 2:1, followed by hydrolysis reaction, and after that an isomerisation reaction mediated by I<sub>2</sub> in DCM to form *E*-isomer **66**. While CM is a highly challenging metathesis reaction, because several proposed side-reactions can occur and in this example further equilibrium reactions besides metathesis are involved, in most



**Fig. 14** Conversion values of RCM of several N-substituted diallylamines **37** and **63** mediated by **2b** at 45 °C after 2 h in water.<sup>75</sup>



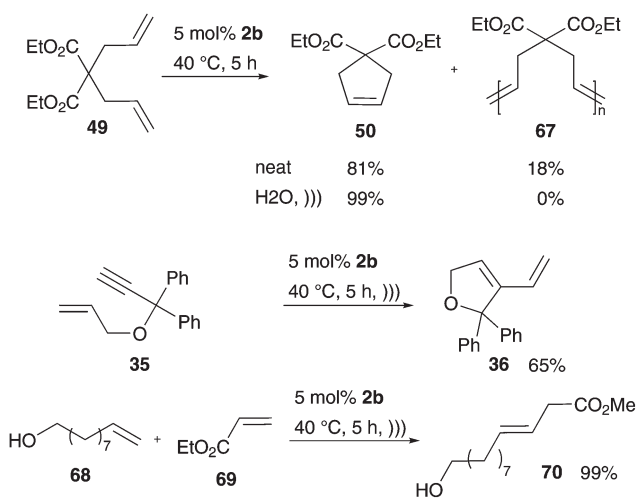


**Scheme 12** CM of alkyne derivatives **64** and enol-ether **65**, followed by hydrolysis and isomerization reaction to form crotonaldehydes **66**.<sup>80</sup>

cases  $\alpha,\beta$ -unsaturated carbonyl compounds **66** were acquired in promising yields of the *E*-isomer up to 68% after irradiation of  $3 \times 10$  min (Scheme 12).<sup>80</sup>

An alternative activation method which is efficiently used in numerous organic reactions is ultrasonic irradiation.<sup>76,81</sup> The activating effect of this method is induced by acoustic cavitation. While an acoustic pressure wave is formed and propagates through the reaction media, it induces the formation, growth and collapse of micrometre-sized bubbles. During this collapse, extreme conditions inside the cavity and at the interfaces occur, which include high temperature and high pressure, and can influence a small portion of molecules in the reaction mixture. This energy transfer caused by acoustic waves can enhance mechanical effects in heterogeneous processes and can induce new reactivities.<sup>77,81</sup>

The acoustic emulsification effect was also used in the metathesis reaction in neat water. *Grela* and co-workers performed RCM and CM of water-insoluble substrates with hydrophobic catalysts in water using ultrasonic irradiation to support the reaction (Scheme 13).<sup>82</sup> RCM substrates were converted up to quantitative yields, including the formation of five- and six-membered rings, while the formation of larger rings failed. Moreover, also challenging the CM reaction of electron-deficient substrates results in high yields under smooth reaction conditions. It is expected that these high



**Scheme 13** RCM and CM reaction mediated by *Grubbs* II **2b** in neat water under ultrasonic irradiation.<sup>82</sup>

values are caused by a protection effect. This was assumed because catalytic species are separated from the water molecules through cavitation in organic emulsion droplets.<sup>82</sup> Experiments in the absence of any solvent and sonification decrease the conversion value of the desired product and even oligomerization as a side-reaction occurs compared to results in water and ultrasonic irradiation.<sup>82</sup> This demonstrates that ultrasonic experiments of metathesis reactions in neat water are very promising and non-sophisticated attempts for several RCM and even CM.

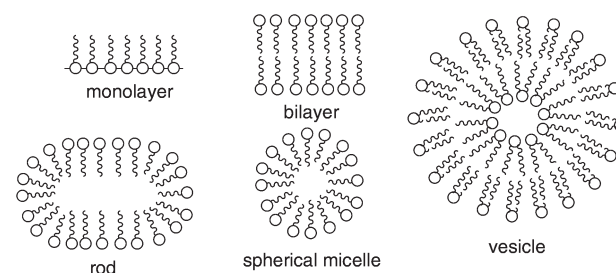
### On water metathesis with additives

Besides methods for heterogeneous metathesis in water in the absence of additives, the reaction can also be supported by the addition of different beneficial additives. This also includes the use of common *Grubbs* type catalysts **1b**, **2b** and **3** with tagged or non-tagged additives for heterogeneous catalysis in water.

### Aqueous micelles

A smooth and well-known method for promoting heterogeneous reactions in water is based on building spherical aggregates in water, *i.e.* aqueous micelles.<sup>83</sup> The formation of micelles of amphiphiles is dependent on several conditions, for instance the hydrophobic tail chain has to reach a certain length (>10 C-atoms), and the critical micelle concentration (CMC), which means the lowest concentration of the amphiphile to form micelles and temperature. There are different ways of amphiphile aggregation, which leads to monolayers at the water–air interface, or cavities introduced in water with the hydrophobic tail in the inside and a hydrophilic head at the interface, such as spheres, rods, worms, and vesicles (Fig. 15).<sup>84</sup> Compared to the concentration in the surrounding water phase, micelles can act as hosts for hydrophobic components in water and therefore enhance concentration of reactants. This can lead to an acceleration of the reaction and furthermore to selectivity effects.<sup>83</sup>

Metathesis in aqueous emulsions is the most common and applied method for performing heterogeneous metathesis in water, with a research period of nearly 20 years. In the beginning of using *Grubbs* type catalysts in the presence of surfactants, the research focuses mainly on polymerisation reactions.



**Fig. 15** Aqueous micelles and vesicles.<sup>84</sup>



### ROMP in aqueous micelles induced by surfactants

*Grubbs* investigated pre-catalyst **1b** in aqueous ROMP of norbornene derivatives **70–72** in the presence of emulsifier dodecyltrimethylammonium bromide (DTAB) (Fig. 16).<sup>85</sup> All ROMP reactions were carried out in solution (DCM or DCE), suspension (water–DCM or DCE 5 : 1), and emulsion (water–DCM or DCE 5 : 1, DTBA) media. While the PDI values gained in ROMP of **71** were comparably low in all media, only experiments in solution and in suspension showed living polymerization. Results show that aqueous ROMP with addition of DTAB yielded nearly monodisperse latexes of all monomers **70–72**. Nevertheless, all reactions were carried out under inert conditions.<sup>85</sup>

Following this concept, *Kiessling* and co-workers polymerised carbohydrate substituted norbornene monomers in aqueous emulsion to yield neoglycopolymers, which are critical components of diverse biological processes (Fig. 17).<sup>86</sup> Experiments on ROMP in a MeOH–CH<sub>2</sub>Cl<sub>2</sub> solution without emulsifier DTAB end up in low conversion and growing polymer chains precipitate in this solvent-mixture. In contrast to this, aqueous emulsion conditions (water–DCE 2 : 1) with DTAB show even living polymerisation of monomers **73** and **74** and produce polymers with higher molecular weight.<sup>86</sup>

Besides cationic DTBA amphiphile, also anionic structures such as sodium dodecyl sulphate (SDS) were used as surfactants in aqueous ROMP reactions. *Claverie* and co-workers polymerised cyclooctadiene (COD) and cyclooctene (COE) with *Grubbs* I **1b** via a miniemulsion-technique.<sup>87</sup> The catalyst is dissolved in a minimal amount of toluene and then added dropwise to a water–monomer mixture displayed with SDS, to obtain encapsulated **1b** in toluene droplets. Polymerization

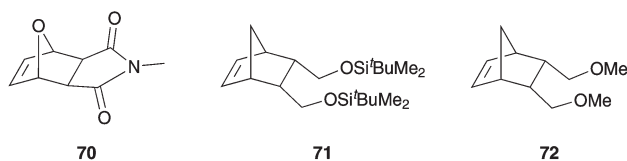


Fig. 16 Norbornene monomers **70–72** polymerised in aqueous emulsion by *Grubbs* I **1b** and addition of DTAB.<sup>85</sup>

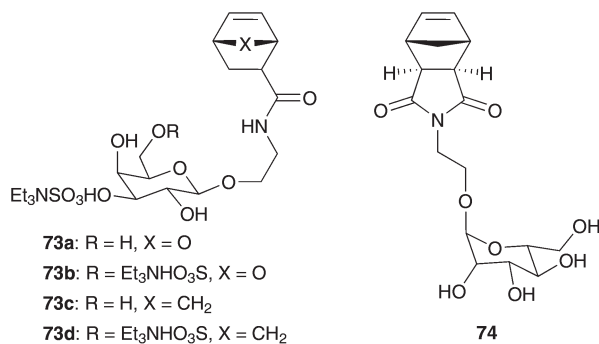


Fig. 17 Monomers **73** and **74** polymerised in aqueous emulsion by *Grubbs* I **1b** and addition of DTAB.<sup>86</sup>

takes place if monomers diffuse through the water media to the catalyst droplets. The yield increases with increasing amount of toluene used for the droplet phase.<sup>87</sup>

This mini-emulsion technique was also used by *Gnanou* and co-workers in ROMP of norbornene (NB) mediated by *Grubbs* I **1b** and using ionic SDS and sterically poly(styrene-*b*-ethylene oxide) (PS-*b*-PEO) as the stabilizer.<sup>88</sup> They investigated the effect of using a mini-emulsion of norbornene and a mini-emulsion of catalyst **1b**. In ROMP of the NB-mini-emulsion, the catalysts were added as solution in toluene, aqueous emulsion or aqueous mini-emulsion. While in all cases monomer was completely converted, the ROMP product coagulates. In contrast, this coagulation was avoided by using a mini-emulsion of catalyst **1b** in toluene to produce stable polynorbornene lattices.<sup>88</sup>

A further approach of ROMP mediated by **1b** and SDS as surfactants was investigated by *Mecking*. They used a mini-emulsion of **1b** and added a mini-emulsion of monomer. With this approach, ROMP of norbornene, COD and COE were performed with high molecular weight of the polymers.<sup>89</sup>

In accordance with this double-mini-emulsion technique of *Mecking*, *Héroguez* and *Gnanou* transformed this method into a tandem reaction of ROMP of norbornene (NB) and atom-transfer radical polymerisation (ATRP) of methyl methacrylate (MMA) to yield polymeric composite nanoparticles.<sup>90</sup> They used an efficient *Grubbs* I pre-catalyst **1b** for both reactions, to initiate ROMP and mediate ATRP. The first micro-emulsion consisted of the two monomers NB and MMA and ethyl-2-chloropropionate as the initiator for ATRP, while the second micro-emulsion consisted of the hydrophobic catalyst **1b** dissolved in toluene. The reaction started with mixing the two emulsions and heating the reaction. This is a nice example of an efficient one-pot, one-catalyst approach to prepare graft-copolymers under smooth reaction conditions.

*Clapham* and *Janda* performed aqueous ROMP of norbornene derivatives **75** and **76** mediated by *Grubbs* I **1b** and II **2b** pre-catalysts and acacia gum was used as a surfactant (Fig. 18).<sup>91</sup> The suspension consisted of water in the presence of a surfactant and NaCl to avoid aggregation and DCE with dissolved monomers **75** and various cross-linkers **76**. By adding the dissolved catalyst in MeOH to the suspension, monomers were polymerized to resins in good yields. In following reactions, the polymers were functionalized to obtain

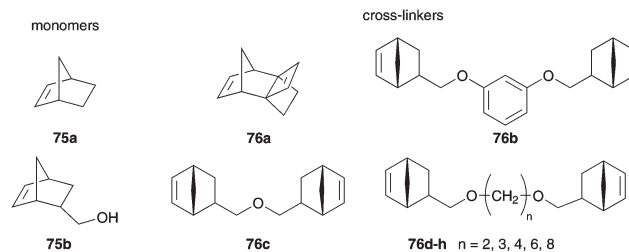


Fig. 18 Monomers **75** polymerized in aqueous suspension mediated by *Grubbs* pre-catalysts **1b** and **2b** with acacia gum as a surfactant.<sup>91</sup>



polymeric supports for the solid-phase support (SPOS), which can be used in several organic reactions.<sup>91</sup>

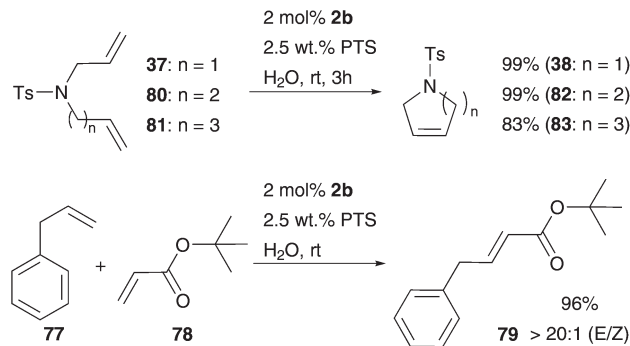
Mingotaud and co-workers published aqueous micellar ROMP of norbornene derivative mediated by hydrophobic Hoveyda-Grubbs pre-catalyst **3b**. Micelles were generated by dodecyl trimethyl ammonium (DTAC) or cetyl trimethyl ammonium (CTAC) chloride with hydrophobic catalyst **3b** inside, which was additionally confirmed *via* UV-vis experiments. Under optimized reaction conditions fast ROMP of norbornene derivative was possible with high conversion.<sup>92</sup>

### RCM and CM in aqueous micelles induced by surfactants

Considering several promising ROMP experiments in aqueous micellar media, further metathesis types such as RCM and CM were investigated in aqueous media in the presence of surfactants.

Davis and Sinou used Grubbs I **1b** in RCM of diallyl malonate **49** in aqueous micellar media induced by several tested surfactants.<sup>93</sup> While catalytic activity of **1b** reached 51% conversion of the substrate even in the absence of any surfactant in water under inert conditions, SDS intensely improved the conversion value up to 97%. In contrast, neutral (Brij 35 and Tween 40), zwitterionic (HDAPS and DDAPS), cationic (CTAHSO<sub>4</sub>) and SDS derivative (SDSO<sub>3</sub>Na) amphiphiles show no influence on conversions, compared to metathesis reaction without a surfactant (Table 9). Results of further tri- and tetra-substituted substrates for RCM under the same reaction conditions even demonstrate that a surfactant may not be essential for successful catalysis reaction. Therefore, these results are not only examples of effective aqueous micellar metathesis but also of heterogeneous metathesis in neat water without additive.<sup>93</sup>

The first CM reactions influenced by aqueous micelles were done by Lipshutz and co-workers. Several neutral surfactants and SDS were used in CM of allylbenzene and *tert*-butylacrylate in water and even under air using Grubbs precatalysts **1b** and **2b**.<sup>94</sup> While pre-catalyst **1b** was inactive in CM, pre-catalyst **2b** demonstrates conversion around 60% even without additive,



Scheme 14 Selected CM and RCM mediated by **2b** in water in the presence of a surfactant PTS.<sup>95</sup>

as well as with SDS and neutral surfactants TPGS, PSS, Triton X-100, Brij 30 and PEG-600.  $\alpha$ -Tocopherol-based diester of sebacic acid, PTS improved CM up to 97% yield. With this promising combination of **2b** and PTS in water, several further CM reactions were successfully carried out, giving high yields and high *E*-selectivity (Scheme 14).<sup>94</sup>

Following this efficient metathesis reaction “duo” of Grubbs II **2b** and PTS as surfactants, the same conditions were used in the performed RCM reactions of several lipophilic substrates.<sup>95</sup> In this way, 5-, 6- and 7-membered rings as well as tri-substituted diallylamines were yielded in high values up to 99%, after a short reaction time of 3 h (Scheme 14). These results even improved RCM using Grubbs I **1b** and SDS<sup>93</sup> by decreased amounts of the catalyst of 2% and the surfactant of only 1.5–2.5%.<sup>95</sup>

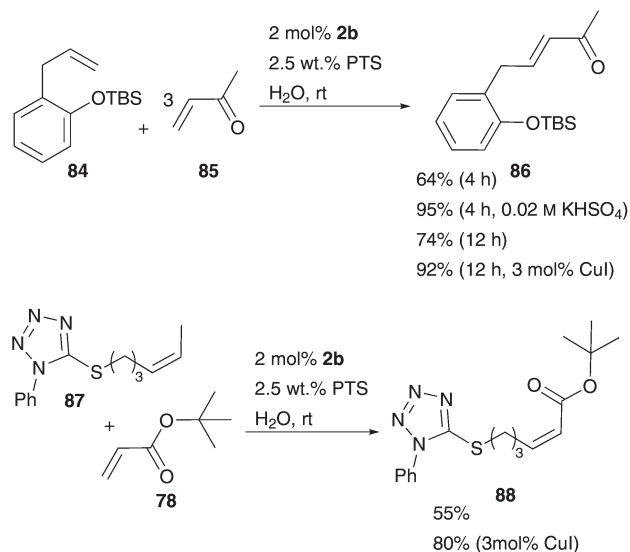
Owing to improvements in acidified aqueous ROMP of former studies,<sup>62,65</sup> Lipshutz investigated the influence of pH influencing salts in aqueous CM of Grubbs II precatalyst **2b** and PTS as the surfactant.<sup>96</sup> Varying the solvent and the pH-value, the best results in CM of allylbenzene derivative **84** and excess of methyl vinyl ketone **85** were obtained using water as a neat solvent and KHSO<sub>4</sub> as an additive with a pH of 2.0 (Scheme 15). Also Cu<sup>I</sup>-salts were used to improve the conversion value in CM reactions. In this way, even challenging CM of substrates **87** and **78** were performed under smooth reaction conditions, in water under aerobic conditions with high yields (Scheme 15). Furthermore, PTS not only improves the catalytic activity by spontaneous micelle building, but can also be recycled easily. After complete conversion of the substrates, dienes and the catalyst were extracted with diethyl ether, while PTS remains in aqueous phase and can be used in the next reaction cycle. However, even after 8 cycles conversion remained unchanged high, in each cycle not only the substrate is added, but also the catalyst **2b** (Scheme 15).<sup>96</sup>

Owing to these successful applications of PTS as a surfactant in aqueous heterogeneous metathesis reactions, Lipshutz and co-workers investigated a new amphiphile on the basic structure of PTS with easier synthetic access and at least the same catalytic impact.<sup>97</sup> TPGS-750-M is based on the same  $\alpha$ -tocopherol unit exploited in PTS, but bears a longer

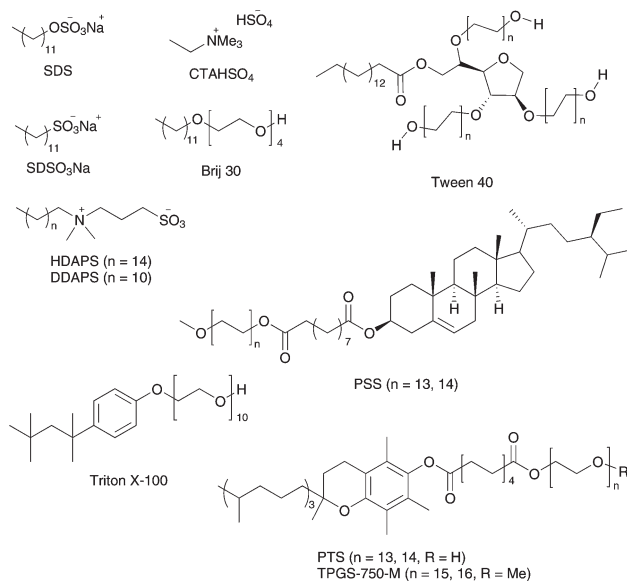
Table 9 RCM of **49** mediated by Grubbs I **1b** in water with and without surfactants<sup>93</sup>

Surfactant	<i>t</i> [h]	Conv. [%]
	5 mol% <b>1b</b> 5 wt.% surfactant H <sub>2</sub> O, rt	
—	1	51
SDS	1	97
SDSO <sub>3</sub> Na	0.5	46
CTAHSO <sub>4</sub>	1	66
Brij 35	0.5	43
Tween 40	0.5	59
HDAPS	1	66
DDAPS	0.5	44





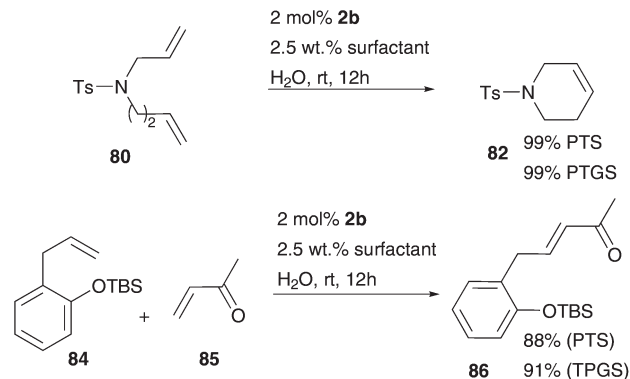
**Scheme 15** Selected CM mediated by Grubbs II **2b** and improved by PTS as a surfactant and KHSO<sub>4</sub> or CuI.<sup>96</sup>



**Fig. 19** Several surfactants used in RCM and CM in water.

methylated PEG chain (Fig. 19). This change leads to larger nanoparticles in water of 53–65 nm with a higher percentage of rod-like particles, compared to 24 nm with PTS, which best accommodate reactants in metathesis reactions. Both surfactants enhanced the catalytic activity of Grubbs II **2b** in RCM and CM reactions carried out in water under smooth reaction conditions, while TPGS-750-M in all experiments demonstrate the same or even slightly higher conversion values (Scheme 16).<sup>97</sup>

Although the formed micelles can be characterized in shape, size and functionality and the hydrophilic-lipophilic balance of amphiphiles (relative amount of its hydrophilic to lipophilic component) can be determined, it is difficult to predict an ideal surfactant.<sup>84,97</sup> To get a better insight into the



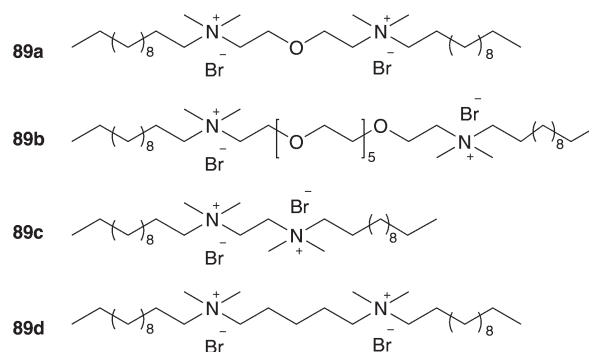
**Scheme 16** Comparison of the influence of surfactants PTS and TPGS-750 M in aqueous RCM and CM mediated by **2b**.<sup>97</sup>

mechanism of metathesis reaction carried out in aqueous micelles, Charnay, Colacino and co-workers accomplished a reaction monitoring of RCM *via* <sup>1</sup>H NMR measurements.<sup>98</sup> In heterogeneous RCM of hydrophilic substrates **37** and **49** with Grubbs I pre-catalyst **1b**, gemini cationic surfactants **89** were chosen, because of their enhanced surface activity compared to the corresponding monocationic species and high influence to yield up to quantitative conversion (Fig. 20).

During reaction monitoring, water and substrate showed a biphasic system in the absence of the surfactants, while the addition of **89** leads to solubilization of the substrate in micelles formed by **89**. By the addition of the catalyst, surfactant molecules arranged with the positive charged heads on the catalyst surface, which indicates more an adsorbed surfactant layer than a micellar building. In reactive media, the substrate and the catalyst get into contact and product **38** or **50** is generated. Cyclic products were not detected in micellar medium, indicating that the product leaves the micelle towards the bulk solvent (Fig. 21).<sup>98</sup>

#### Aqueous micelles induced by polymer tagged catalysts

All the above discussed examples are based on aqueous micelles, which are induced by added surfactants. Alternatively, micelle induced components can be tagged at the catalyst. For this, hydrophobic polymers can be used. An advantage compared to non-tagged micelle induced



**Fig. 20** Investigated dimeric surfactants **89** for reaction monitoring.<sup>98</sup>



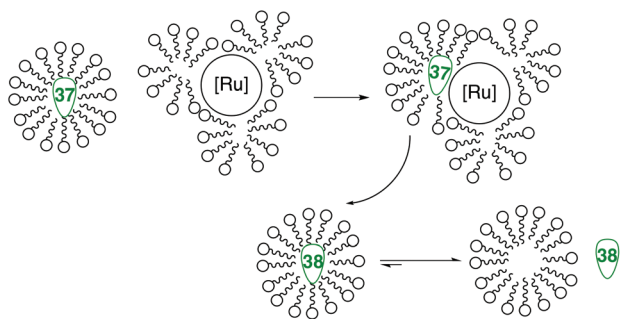
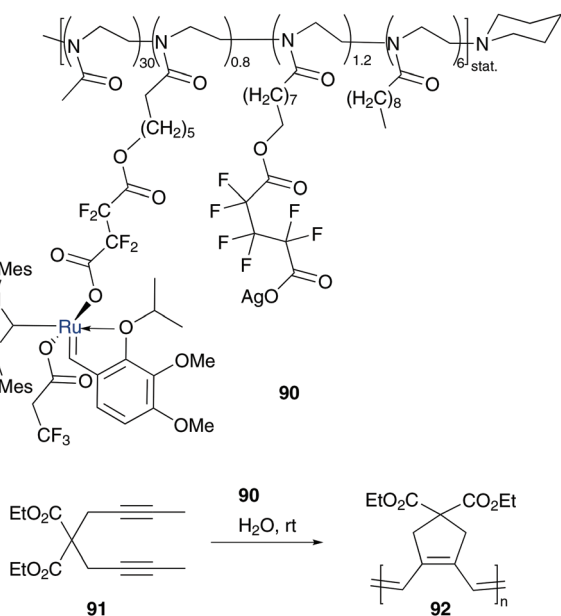


Fig. 21 RCM mechanism in aqueous micellar medium.<sup>98</sup>

surfactants is that the catalytic species remains in the inside of the micelle core and recycling of the catalyst is more easily practicable.<sup>99</sup> Nuyken and Buchmeiser designed a *Hoveyda-Grubbs* type catalyst tagged with an amphiphilic poly(2-oxazoline)-derived block co-polymer **90**, which is fixed *via* halogen exchange.<sup>100</sup> This asarone type catalyst<sup>101</sup> showed high metathesis activity in cyclopolymerization of diethyl dipropargyl malonate **91** under aqueous micellar conditions and even diminishes the PDI value of generated latex particles **92** compared to results of non-immobilized catalysts turned out in organic solvents (Scheme 17).<sup>100</sup>

A further block co-polymer supported catalyst was synthesized by Elias and Vigalok; it consisted of PEG bearing polymer fixed through phosphine ligands of ruthenium catalyst **93** (Fig. 22).<sup>102</sup> Amphiphilic character arises from the water soluble PEG chain fixed on a hydrophobic polypeptide block. In aqueous ROMP, reaction of norbornene **75a** mediated by catalyst **93** resulted in 74% of *trans*-alkene polymer with a lower PDI value and a higher conversion rate compared to the



Scheme 17 Cyclopolymerization of monomer **91** mediated by polymer tagged catalyst **90** under aqueous micellar conditions.<sup>100</sup>

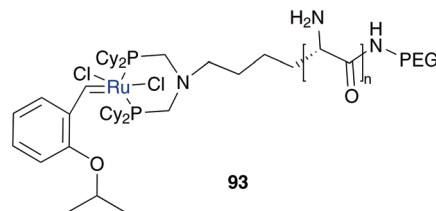


Fig. 22 Amphiphilic block co-polymer tagged at ruthenium catalyst **93**.<sup>102</sup>

polypeptide free polymer-catalyst or polymer free *Hoveyda-Grubbs* catalyst **3a** due to micellar conditions.

### Aqueous micelles induced by catsurfs

In contrast to amphiphilic polymers also smaller molecules can be bound on ruthenium catalyst to introduce micelle character. Catalysts bearing a surfactant are called catsurfs (for the catalyst and the surfactant) or inisurfs (for the initiator and the surfactant). The first inisurf molecule applied in aqueous metathesis reaction was developed by *Mingotaud, Sykes* and co-workers.<sup>103</sup> They synthesized catalyst **94** bearing long hydrophobic chains at the phosphine ligands. In this way the catalytic ruthenium centre acts as a “hydrophilic” head. Instead of monolayer micelles, bilayer liposomes are used and the catalyst is incorporated into the outer phase of the liposome membrane with the catalytic centre directed to the outer aqueous phase. This system was used in ROMP of norbornene monomers **95** dissolved in an aqueous buffer solution (Fig. 23). Polymerization occurs at the surface of liposomes to generate polymer nodules with a controlled shape of diameter up to 10  $\mu\text{m}$ . The shape of polymer nodules is dependent on the hydrophilicity of the monomer; while nodules of monomer **95a** end up in a more spherical shape, a high hydrophilic monomer **95b** gave predominantly elongated shape nodules.<sup>103</sup>

This concept of a long hydrophobic alkyl chain tagged on a less hydrophobic catalytic head to introduce amphiphilic character was resumed by the synthesis of further catsurfs **96–98** in following years by the group of *Mingotaud* and *Grela* (Fig. 24).<sup>104,105</sup> To enhance air-stability, NHC bearing ruthenium catalysts were applied and micellar conditions were used instead of bilayered vesicles (Fig. 25).

Surface activities of catalysts **96** and **97** were demonstrated by the formation of Langmuir films at the air–water interface. While asarone complex **96** is tagged on the NHC backbone with a long alkyl chain, **97** is directly tagged on the ruthenium centre with perfluorodecanoic acid derivative. Both catsurfs

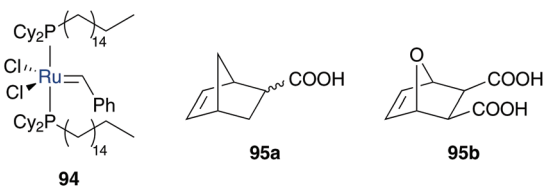


Fig. 23 Aqueous ROMP of monomer **95** mediated by inisurf **94** incorporated into the liposome membrane.<sup>103</sup>





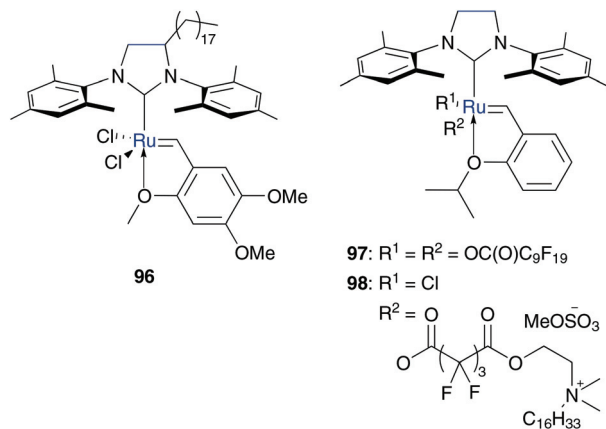


Fig. 24 Catsurfs designed by Mingotaud (96, 97) and Grell (98).<sup>104,105</sup>

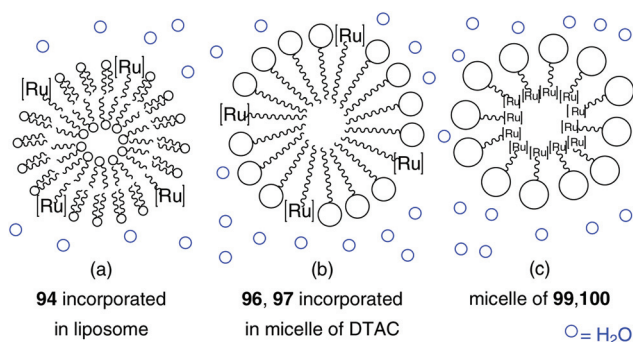


Fig. 25 Schematic illustration of catsurf incorporation into liposome (94) and micelles with (96, 97) and without (99, 100) the addition of external surfactant.<sup>103,104,106,107</sup>

were tested in benchmark RCM of substrate **49** and ROMP of hydrophilic monomer **95b** under aqueous micellar conditions with the addition of the auxiliary surfactant dodecyl trimethylammonium chloride (DTAC). While both systems show high catalytic activity in polymerization of monomer **95b**, only catalyst **97** showed improved catalytic activity in RCM under micellar conditions compared to homogeneous conditions in CH<sub>2</sub>Cl<sub>2</sub>. This is due to localization of the reagents. Hydrophilic monomer **95b** is located in the aqueous phase and therefore in close contact with the catalytic centre. In contrast, hydrophobic substrate **49** is located in the inside of the micelle shield of the catalyst at the micelle surface. However, in the presence of DTAC, a ligand exchange of pseudohalide perfluorocarboxylate moieties of **97** with chloride anions of DTAC occurs to generate *Hoveyda–Grubbs* catalyst **3b** *in situ*. In this way, the system changed to micellar conditions with catalyst and added surfactant, and elucidates enhanced activity of **97** compared to **96**.<sup>104</sup>

In the case of catsurf **98** the mentioned ligand lability also exists in the presence of chloride anions. However, using **98** in aqueous metathesis reaction, there is no need of addition of an external surfactant, because catsurf **98** and hydrophobic substrates already formed stable emulsions by themselves. This system demonstrate efficient RCM and CM reactions of

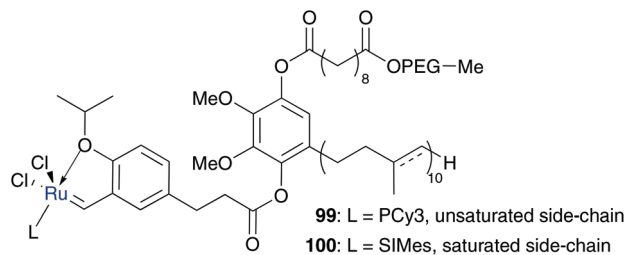


Fig. 26 Catsurf **99** and **100** with PQS as a covalently bound surfactant.<sup>106,107</sup>

hydrophobic substrates under smooth reaction conditions, in air and at a low temperature of 30 °C.<sup>105</sup>

*Lipshutz* and *Ghorai* designed catsurfs **99** and **100** with reverse polarity, with water-soluble side chains, which is tagged at a hydrophobic compound with the catalytic ruthenium centre at the end to generate aqueous micelles with the catalytic species in the inside (Fig. 26).<sup>106,107</sup> The surfactant PQS consists of hydrophilic PEG chains to ensure water solubility, bound through sebacic acid on hydrophilic ubiquinol to confirm lipophilic media to solubilize organic substrates and act as linkage to the *Hoveyda–Grubbs* catalyst **3**. Catalysts of first (**3a**) as well as of second (**3b**) generation were covalently bound to PQS, while in the case of **3b** the side chain of the ubiquinol moiety was reduced, due to synthetic reasons. Both surfactants **99** and **100** build up nano-micelles of 44 nm in neat water. Phosphine bearing catalyst **99** demonstrates efficient RCM reactions of several lipophilic substrates to form five-, six- and even seven-membered rings in pure water as well as in sea-water of the Pacific Ocean without any essential difference in conversion values.<sup>106</sup> NHC variation **100** was particularly used in RCM of substituted substrates and shows a high catalytic activity with conversion values up to 99% at room temperature and even 70% of tetra-substituted diallyl amine at higher temperature. Furthermore, compound **100** catalyses CM reactions of several substrates in high yields and with high selectivity.<sup>107</sup> Besides high catalytic activity, both catalysts can easily be recycled by a simple extraction of the organic substrates and products with diethyl ether, while the catalyst species remain in aqueous solution.<sup>106,107</sup>

### Dendrimers as unimolecular aqueous micelles

Micelles can be generated as illustrated in Fig. 15 by several surfactants to form a cavity. In contrast amphiphilic dendrimers can be used as unimolecular micelles.<sup>108</sup> While there are some examples of metathesis reactions supported by dendrimers in organic solvents, this technique is rarely applied in aqueous solution.<sup>109</sup> *Astruc* and co-workers synthesized dendrimer **101** containing a hydrophobic core and hydrophilic triethylene glycol chains at the termini for application in aqueous metathesis reactions (Fig. 27).<sup>110</sup> Aqueous CM and enyne metathesis reactions mediated by the *Hoveyda–Grubbs* catalyst **3b** can be substantially improved by the addition of only 0.083 mol% of dendrimer **101**. In this way, RCM reactions can be performed even without the need of additive.<sup>75,93</sup> However, the catalyst amount can be reduced to less than



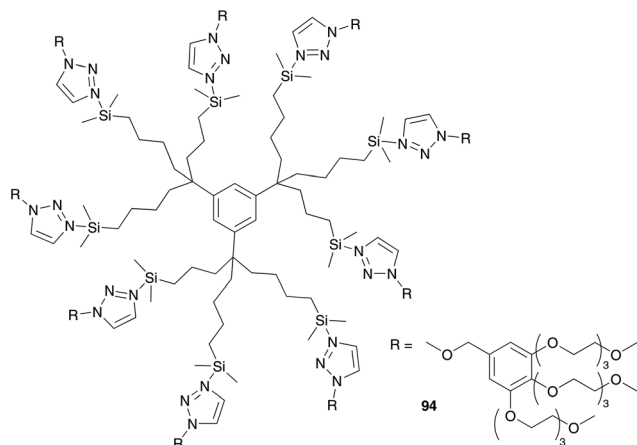


Fig. 27 Amphiphilic dendrimer **101** for aqueous metathesis reaction.<sup>110</sup>

0.1 mol% by consistently good conversion values *via* addition of only 0.083 mol% of dendrimer **101**. Further improvement is high and easy recyclability of the aqueous solution containing the water-soluble dendrimer **101**. *Via* filtration of the catalyst and extraction of the products with diethyl ether the dendrimeric solution can be used ten times without a significant decrease in conversion values. In this way, several substrates can be efficiently converted under air, at room temperature, and in pure water.

### Supramolecular additives

The concept of aqueous micelles is a highly efficient method to improve heterogeneous metathesis reaction; however, supramolecular additives without micellar character are also promising candidates. *Schatz* and co-workers investigated the impact of various supramolecular additives in RCM of *N*-tosyl diallyl amine **37** in pure water catalysed by *Grubbs* II **2b** (Fig. 28).<sup>111</sup> With this, sulfocalix[*n*]arenes **102** show the beneficial influence of catalytic activity from 75% without additive to 99% conversion. One visible effect of additives **102** is (micro)solubilisation of organic compounds in the reaction mixture. This might be a reason for the enhanced catalytic activity. Furthermore, it is expected that sulfocalix[*n*]arenes **102** act as a phosphine scavenger, because of their high affinity.<sup>112</sup> The first step in the catalytic cycle is dissociation of the phosphine ligand to create a catalytically active species. Dissociated phosphine is now protonated in water and can then be caught by additive to interfere with re-dissociation to the catalyst and therefore increase catalytic species in the reaction mixture.

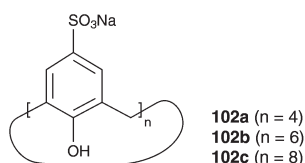


Fig. 28 Supramolecular additives **102** used in RCM of **37**.<sup>111</sup>

### Immobilized catalysts

Recycling of the catalyst and removal of ruthenium traces in the product are very important for industrial applications. Therefore, several strategies have been taken into account dealing mainly with supported catalysts.<sup>113</sup> One opportunity is immobilization of the catalyst on solid supports. The challenge with this method is to retain catalytic selectivity and activity. This might be a reason for only limited examples of such catalytic systems, especially for metathesis reactions in water.

*Bowden* and co-workers generated heterogeneous catalysts based on commercially available *Grubbs* catalysts **1b** and **2b**, which are occluded in polydimethylsiloxane (PDMS) slabs.<sup>114</sup> For metathesis reactions, substrates were dissolved in a methanol-water mixture and diffused into a PDMS slab, where the catalytic reaction occurs. Neither PDMS nor the catalyst is soluble in the aqueous solution and therefore they remain in the PDMS slab. In this way heterogeneous and homogeneous catalysis are combined without the need of synthesis of a new catalyst. Furthermore, the PDMS slab can act as an “active membrane”, because of its hydrophobic character polar reaction compounds were excluded that otherwise would impact the reactivity of the occluded catalyst. Several RCM and homo-coupling reactions were efficiently accomplished with this system, without catalyst traces remaining in the product.<sup>114</sup>

*Bannwarth* and co-workers investigated a further system that consisted of the non-covalent incorporation of ruthenium catalyst into an amphiphilic polymer co-network (APCN).<sup>115</sup> This network consists of two immiscible covalently bound phases, the fluorophilic phase of perfluoropolyether (PFPE) and the hydrophilic phase of poly-(2-hydroxyethylacrylate) (PHEA) to form a bicontinuous nanophase separated polymer network. In this network perfluoro tagged *Hoveyda* type catalyst **103** was incorporated (Fig. 29). In the dry state of APCN, both phases approximately consist of the same volume. By adding hydrophilic solvent to the APCN, the hydrophilic phase swells and the fluorophilic phase collapses, while by adding fluorophilic solvent the process is reversed. With this property, fluorophilic catalyst **103** can easily be incorporated into the APCN by treatment with diethyl ether; the fluorophilic phase PFPE swells and allows the dissolved catalyst **103** to enter the network. After drying, the PFPE shrinks to its original volume and simultaneously encapsulates the catalyst. By the addition of water-soluble substrates in hydrophilic solvent, the

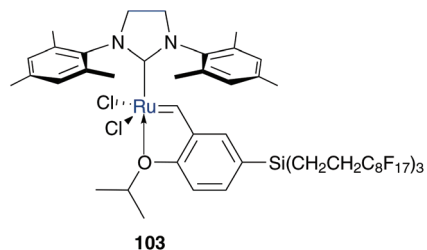


Fig. 29 Catalyst **103** for incorporation into an amphiphilic co-network (APCN).<sup>115</sup>

hydrophilic phase PHEA swells and the substrate can contact the catalytic centre. With this system several RCM were performed in different aqueous solvent mixtures, while results in pure water showed best results with a low substrate loading of 0.002 M. However, recycling of this amphiphilic system decreases the catalytic activity. This demonstrates an interesting method of only a few examples in aqueous metathesis mediated by incorporated catalyst.<sup>115</sup>

## Conclusions

Olefin metathesis in aqueous media offers a new, broad research area targeted towards smooth and biocompatible reaction conditions. Metathesis of homogeneous catalysis using a water-soluble catalyst as well as heterogeneous catalysis demonstrates efficient results in neat water or in water-mixtures. In this way, RCM and CM are even possible with multiple substituted substrates and aqueous ROMP of highly functional monomers can be polymerized, especially under micellar conditions. An important goal is recycling of the catalyst from the economic point of view as well as for the “greenness” factor. Especially in pharmaceutical or bioactive products it is essential to remove metal impurities (<10 ppm) due to toxicity and potential side-effects. In several examples, catalyst-recycling in aqueous metathesis is intended using different strategies, such as tagging or incorporation of the catalyst, but often causes losses in catalytic activity. Catalyst-recycling remains difficult and will be aspired in further research. Although industrial applications of metathesis in organic solvents are plenty,<sup>116</sup> there are already several promising and interesting applications in protein modification,<sup>117</sup> drug discovery,<sup>118</sup> and polymer chemistry<sup>31,119</sup> and recent examples are dealing with dynamic combinatorial chemistry, all performed with aqueous metathesis.<sup>120</sup>

## Notes and references

- 1 R. H. Grubbs, *Handbook of Metathesis*, Wiley-VCH, Weinheim, 1st edn, 2003, vol. 1.
- 2 N. Calderon, *Acc. Chem. Res.*, 1972, **5**, 127–132.
- 3 A. W. Anderson, N. G. Merckling and P. H. Settlage, *USP*, 2721189, 1995.
- 4 (a) R. L. Banks and G. C. Bailey, *Ind. Eng. Chem. Prod. Res. Dev.*, 1964, **3**, 170–173; (b) F. W. Michelotti and W. P. Keaveney, *J. Polym. Sci.*, 1965, **A3**, 895–905. A. Fürstner and O. R. Thiel, *J. Org. Chem.*, 2000, **65**, 1738–1742; R. L. Pederson, I. M. Fellows, T. A. Ung, H. Ishihara and S. P. Hajela, *Adv. Synth. Catal.*, 2002, **344**, 728–735; J. C. Mol, *J. Mol. Catal. A: Chem.*, 2004, **213**, 39–45.
- 5 M. Schuster and S. Blechert, *Angew. Chem., Int. Ed. Engl.*, 1997, **36**, 2036–2056.
- 6 F. D. Mango and J. H. Schachtschneider, *J. Am. Chem. Soc.*, 1967, **89**, 2484–2486; G. S. Lewandos and R. Pettit, *Tetrahedron Lett.*, 1971, **11**, 789–793; R. H. Grubbs and T. K. Brunck, *J. Am. Chem. Soc.*, 1972, **94**, 2538–2540; C. G. Biefeld, H. A. Eick and R. H. Grubbs, *Inorg. Chem.*, 1973, **12**, 2166–2170.
- 7 J.-L. Hérisson and Y. Chauvin, *Makromol. Chem.*, 1971, **141**, 161–176.
- 8 Y. Chauvin, *Angew. Chem., Int. Ed.*, 2006, **45**, 3740–3747.
- 9 K. J. Ivin, *Olefin Metathesis*, Academic Press, London, New York, 1st edn, 1983.
- 10 R. H. Grubbs, *J. Macromol. Sci., Part A: Pure Appl. Chem.*, 1994, **A31**, 1829–1833.
- 11 R. R. Schrock, J. S. Murdzek, G. C. Bazan, J. Robbins, M. DiMare and M. O'Regan, *J. Am. Chem. Soc.*, 1990, **112**, 3875–3886.
- 12 (a) S. T. Nuygen, L. K. Johnson and R. H. Grubbs, *J. Am. Chem. Soc.*, 1992, **114**, 3974–3975; (b) P. Schwab, M. B. France, J. W. Ziller and R. H. Grubbs, *Angew. Chem.*, 1995, **107**, 2179–2178, (*Angew. Chem., Int. Ed.*, 1995, **34**, 2039–2041); (c) J. S. Kingsbury, J. P. A. Harrity, P. J. Bonitatebus and A. H. Hoveyda, *J. Am. Chem. Soc.*, 1999, **121**, 791–799.
- 13 A. Fürstner, *Alkene Metathesis in Organic Synthesis*, Springer, Berlin, Heidelberg, New York, 1st edn, 1998.
- 14 (a) M. Scholl, T. M. Trnka, J. P. Morgan and R. H. Grubbs, *Tetrahedron Lett.*, 1999, **40**, 2247–2250; (b) J. Huang, E. D. Stevens, S. P. Nolan and J. L. Petersen, *J. Am. Chem. Soc.*, 1999, **121**, 2674–2678; (c) M. Scholl, S. Ding, C. W. Lee and R. H. Grubbs, *Org. Lett.*, 1999, **1**, 953–956; (d) S. B. Garber, J. S. Kingsbury, B. L. Gray and A. H. Hoveyda, *J. Am. Chem. Soc.*, 2000, **122**, 8168–8179.
- 15 C. Samojłowicz, M. Bieniek and K. Grela, *Chem. Rev.*, 2009, **109**, 3708–3742; G. C. Vougioukalakis and R. H. Grubbs, *Chem. Rev.*, 2010, **110**, 1746–1787.
- 16 S. B. Garber, J. S. Kingsbury and B. L. Gray, *J. Am. Chem. Soc.*, 2000, **122**, 8168–8179; S. Gessler, S. Randl and S. Blechert, *Tetrahedron Lett.*, 2000, **41**, 9973–9976.
- 17 C.-J. Li and T.-H. Chan, *Comprehensive Organic Reactions in Aqueous Media*, Wiley-Interscience, New Jersey, 2nd edn, 2007.
- 18 D. G. Blackmond, A. Armstrong, V. Coombe and A. Wells, *Angew. Chem., Int. Ed.*, 2007, **46**, 3798–3800.
- 19 C. Reichardt, *Solvents and Solvent Effects in Organic Chemistry*, Wiley-VCH, Weinheim, 3rd edn, 2003.
- 20 P. A. Grieco, *Organic Synthesis in Water*, Blackie Academic & Professional, London, 1998.
- 21 V. Grignard, *Compt. Rend.*, 1900, **130**, 1322–1324.
- 22 A. Reformatsky, *Ber.*, 1887, **20**, 1210–1211.
- 23 P. Barbier, *Compt. Rend.*, 1899, **128**, 110–111.
- 24 C.-J. Li and T.-H. Chan, *Organic Reactions in Aqueous Media*, Wiley-Interscience, New York, 1st edn, 1997.
- 25 B. Cornils and W. A. Herrmann, *Aqueous-Phase Organometallic Catalysis*, Wiley-VCH, Weinheim, 2nd edn, 2004.
- 26 E. M. Leitao, S. R. Dubberley, W. E. Piers, Q. Wu and R. McDonald, *Chem.-Eur. J.*, 2008, **14**, 11565–11572; K. Vehlow, S. Gessler and S. Blechert, *Angew. Chem., Int. Ed.*, 2007, **46**, 8082–8085; S. H. Hong, A. G. Wenzel,



- T. T. Salguero, M. W. Day and R. H. Grubbs, *J. Am. Chem. Soc.*, 2007, **129**, 7961–7968.
- 27 (a) M. B. Dinger and J. C. Mol, *Organometallics*, 2003, **22**, 1089–1095; (b) M. B. Dinger and J. C. Mol, *Eur. J. Inorg. Chem.*, 2003, 2827–2833.
- 28 For recent reviews, see: (a) J. B. Binder and R. T. Raines, *Curr. Opin. Chem. Biol.*, 2008, **12**, 767–773; (b) D. Burtscher and K. Grela, *Angew. Chem., Int. Ed.*, 2009, **48**, 442–454; (c) B. H. Lipshutz and S. Ghorai, *Aldrichimica Acta*, 2008, **41**, 59–72; (d) S. Zaman, O. J. Curnow and A. D. Abell, *Aust. J. Chem.*, 2009, **62**, 91–100; (e) K. Grela, Ł. Gułajski and K. Skowerski, Alkene Metathesis in Water, in *Metal-catalyzed reactions in Water*, ed. P. H. Dixneuf and V. Cadierno, Wiley-VCH, Weinheim, 2013, pp. 291–336; (f) S. Kobayashi, *Science of Synthesis: Water in Organic Synthesis*, Georg-Thieme Verlag KG, 2012, Section 3.6, vol. 5, pp. 225–256.
- 29 F. W. Michelotti and W. P. Keaveney, *J. Polym. Sci.*, 1965, **A3**, 895–905; R. E. Rinehart and H. P. Smith, *Polym. Lett.*, 1965, **3**, 1049–1052.
- 30 B. M. Novak and R. H. Grubbs, *J. Am. Chem. Soc.*, 1988, **110**, 960–961.
- 31 B. M. Novak and R. H. Grubbs, *J. Am. Chem. Soc.*, 1988, **110**, 7542–7543.
- 32 (a) S. Y. Lu, P. Quayle, F. Heatley, C. Booth, S. G. Yeates and J. C. Padget, *Macromolecules*, 1992, **25**, 2692–2697; (b) K. H. Mortell, M. Gringas and L. L. Kiessling, *J. Am. Chem. Soc.*, 1994, **116**, 12053–12054; (c) K. H. Mortell, R. V. Weatherman and L. L. Kiessling, *J. Am. Chem. Soc.*, 1996, **118**, 2297–2298.
- 33 M. A. Hillmeyer, C. Lepetit, D. V. McGrath, B. M. Novak and R. H. Grubbs, *Macromolecules*, 1992, **25**, 3345–3350.
- 34 N. C. Batista, J. L. Silva Sá, B. R. McGarvey, D. W. Franco and B. S. Lima-Neto, *React. Kinet. Catal. Lett.*, 2011, **102**, 49–65.
- 35 B. Mohr, D. M. Lynn and R. H. Grubbs, *Organometallics*, 1996, **15**, 4317–4325.
- 36 R. H. Grubbs, in *Aqueous Organometallic Chemistry and Catalysis*, ed. I. T. Horváth and F. Joó, Kluwer, Amsterdam, 1995, pp. 15–22.
- 37 B. M. Novak, Ph. D. Thesis, *Aqueous Ring – Opening Metathesis Polymerization*, California Institute of Technology, 1989.
- 38 D. M. Lynn, B. Mohr and R. H. Grubbs, *J. Am. Chem. Soc.*, 1998, **120**, 1627–1628.
- 39 T. A. Kirkland, D. M. Lynn and R. H. Grubbs, *J. Org. Chem.*, 1998, **63**, 9904–9909.
- 40 D. M. Lynn, B. Mohr, R. H. Grubbs, L. M. Henling and M. W. Day, *J. Am. Chem. Soc.*, 2000, **122**, 6601–6609.
- 41 S. Zaman, O. J. Curnow and A. D. Abell, *Aust. J. Chem.*, 2009, **62**, 91–100.
- 42 M. Saoud, A. Romerosa and M. Peruzzini, *Organometallics*, 2000, **19**, 4005–4007.
- 43 A. N. Roberts, A. C. Cochran, D. A. Rankin, A. B. Lowe and H.-J. Schanz, *Organometallics*, 2007, **26**, 6515–6518.
- 44 M. A. Dunbar, S. L. Balof, A. N. Roberts, E. J. Valente and H.-J. Schanz, *Organometallics*, 2011, **30**, 199–203.
- 45 A. J. Arduengo III, R. L. Harlow and M. Kline, *J. Am. Chem. Soc.*, 1991, **113**, 361–363.
- 46 Ł. Gułajski, A. Michrowska, R. Bujok and K. Grela, *J. Mol. Catal. A: Chem.*, 2006, **254**, 118–123.
- 47 K. Grela, S. Harutyunyan and A. Michrowska, *Angew. Chem.*, 2002, **114**, 4210–4212, (*Angew. Chem., Int. Ed.*, 2002, **41**, 4038–4040); A. Michrowska, R. Bujok, S. Harutyunyan, V. Sashuk, G. Dolgonos and K. Grela, *J. Am. Chem. Soc.*, 2004, **126**, 9318–9325.
- 48 (a) A. Michrowska, Ł. Gułajski, Z. Karczmarzka, K. Mennecke, A. Kirschning and K. Grela, *Green Chem.*, 2006, **8**, 685–688; (b) Ł. Gułajski, A. Michrowska, J. Naroznik, Z. Karczmarzka, L. Rupnicki and K. Grela, *ChemSusChem*, 2008, **1**, 103–109.
- 49 (a) B. de Clercq and F. Verpoort, *Tetrahedron Lett.*, 2002, **43**, 9101–9104; (b) B. de Clercq and F. Verpoort, *J. Organomet. Chem.*, 2003, **672**, 11–16; (c) B. Allaert, N. Dieltiens, N. Ledoux, C. Vercaemst, P. Van Der Voort, C. V. Stevens, A. Linden and F. Verpoort, *J. Mol. Catal. A: Chem.*, 2006, **260**, 221–226.
- 50 J. B. Binder, I. A. Guzei and R. T. Raines, *Adv. Synth. Catal.*, 2007, **349**, 395–404.
- 51 (a) D. Rix, H. Clavier, Y. Coutard, Ł. Gułajski, K. Grela and M. Mauduit, *J. Organomet. Chem.*, 2006, **691**, 5397–5405; (b) D. Rix, F. Caijo, I. Laurent, Ł. Gułajski, K. Grela and M. Mauduit, *Chem. Commun.*, 2007, 3771–3773.
- 52 K. Skowerski, G. Szczepaniak, C. Wierzbicka, Ł. Gułajski, M. Bieniek and K. Grela, *Catal. Sci. Technol.*, 2012, **2**, 2424–2427.
- 53 J. P. Jordan and R. H. Grubbs, *Angew. Chem., Int. Ed.*, 2007, **46**, 5152–5155.
- 54 T. Rölle and R. H. Grubbs, *Chem. Commun.*, 2002, 1070–1071.
- 55 S. J. Connon and S. Blechert, *Bioorg. Med. Chem. Lett.*, 2002, **12**, 1873–1876.
- 56 M. T. Zarka, O. Nuyken and R. Weberskirch, *Macromol. Rapid Commun.*, 2004, **25**, 858–862.
- 57 Q. Yao, *Angew. Chem., Int. Ed.*, 2000, **39**, 3896–3898.
- 58 S. Zaman and A. D. Abell, *Tetrahedron Lett.*, 2009, **50**, 5340–5343.
- 59 S. Zaman, H. Chen and A. D. Abell, *Tetrahedron Lett.*, 2011, **52**, 878–880.
- 60 J. P. Gallivan, J. P. Jordan and R. H. Grubbs, *Tetrahedron Lett.*, 2005, **46**, 2577–2580.
- 61 T. M. Trnka and R. H. Grubbs, *Acc. Chem. Res.*, 2001, **34**, 18–29.
- 62 S. H. Hong and R. H. Grubbs, *J. Am. Chem. Soc.*, 2006, **128**, 3508–3509.
- 63 T.-L. Choi and R. H. Grubbs, *Angew. Chem., Int. Ed.*, 2003, **42**, 1743–1746.
- 64 K. Breitenkamp and T. Emrick, *J. Polym. Sci., Part A: Polym. Chem.*, 2005, **43**, 5715–5721.
- 65 D. Samanta, K. Kratz, X. Zhang and T. Emrick, *Macromolecules*, 2008, **41**, 530–532.



- 66 C. Mayer, D. G. Gillingham, T. R. Ward and D. Hilvert, *Chem. Commun.*, 2011, **47**, 12068–12070.
- 67 C. Lo, M. R. Ringenberg, D. Gnanndt, Y. Wilson and T. R. Ward, *Chem. Commun.*, 2011, **47**, 12065–12067.
- 68 (a) Y. Jung and R. A. Marcus, *J. Am. Chem. Soc.*, 2007, **129**, 5492–5502; (b) S. Narayan, J. Muldoon, M. G. Finn, V. V. Fokin, H. C. Kolb and K. B. Sharpless, *Angew. Chem.*, 2005, **117**, 3339–3342, (*Angew. Chem., Int. Ed.*, 2005, **44**, 3275–3279).
- 69 S. J. Connon, M. Rivard, M. Zaja and S. Blechert, *Adv. Synth. Catal.*, 2003, **345**, 572–575.
- 70 M. Zaja, S. J. Connon, A. M. Dunne, M. Rivard, N. Buschmann, J. Jiricek and S. Blechert, *Tetrahedron*, 2003, **59**, 6545–6558.
- 71 J. B. Binder, J. J. Blank and R. T. Raines, *Org. Lett.*, 2007, **9**, 4885–4888.
- 72 A. Chanda and V. V. Fokin, *Chem. Rev.*, 2009, **109**, 725–748.
- 73 M. C. Pirrung, *Chem.–Eur. J.*, 2006, **12**, 1312–1317.
- 74 P. T. Anastas, T. C. Williamson and R. Breslow, *Green Chemistry*, Oxford University Press, 1998.
- 75 V. Polshettiwar and R. S. Varma, *J. Org. Chem.*, 2008, **73**, 7417–7419.
- 76 R. S. Varma, *Green Chem.*, 2008, **10**, 1129–1130.
- 77 A. Bruckmann, A. Krebs and C. Bolm, *Green Chem.*, 2008, **10**, 1131–1141.
- 78 (a) C. O. Kappe, *Angew. Chem.*, 2004, **116**, 6408–6443, (*Angew. Chem., Int. Ed.*, 2004, **43**, 6250–6284); (b) M. A. Herrero, J. M. Kremsner and C. O. Kappe, *J. Org. Chem.*, 2008, **73**, 36–47; (c) L. Perreux and A. Loupy, *Tetrahedron*, 2001, **57**, 9199–9223.
- 79 (a) D. Dallinger, M. Irfan, A. Suljanovic and C. O. Kappe, *J. Org. Chem.*, 2010, **75**, 5278–5288; (b) S. Garbacia, B. Desai, O. Lavastre and C. O. Kappe, *J. Org. Chem.*, 2003, **68**, 9136–9139; (c) K. G. Mayo, E. H. Nearhoof and J. J. Kiddle, *Org. Lett.*, 2002, **4**, 1567–1570; (d) B. Nosse, A. Schall, W. B. Jeong and O. Reiser, *Adv. Synth. Catal.*, 2005, **347**, 1869–1874.
- 80 D. Castagnolo, L. Botta and M. Botta, *J. Org. Chem.*, 2009, **74**, 3172–3174.
- 81 (a) G. Cravotto and P. Cintas, *Chem. Soc. Rev.*, 2006, **35**, 180–196; (b) G. Cravotto and P. Cintas, *Chem.–Eur. J.*, 2007, **13**, 1902–1909; (c) C. Einhorn and J.-L. Luche, *Synthesis*, 1989, 787–813; (d) J. L. Luche, C. Einhorn, J. Einhorn and J. V. Sinisterra-Gago, *Tetrahedron Lett.*, 1990, **31**, 4125–4128.
- 82 Ł. Gułajski, P. Śledz, A. Lupa and K. Grela, *Green Chem.*, 2008, **10**, 271–274.
- 83 T. Dwars, E. Paetzhhold and G. Oehme, *Angew. Chem., Int. Ed.*, 2005, **44**, 7174–7199.
- 84 M. N. Khan, *Micellar Catalysis*, CRC Press, Boca Raton, FL, 1st edn, 2006.
- 85 D. M. Lynn, S. Kanaoka and R. H. Grubbs, *J. Am. Chem. Soc.*, 1996, **118**, 784–790.
- 86 (a) D. D. Manning, X. Hu, P. Beck and L. L. Kiessling, *J. Am. Chem. Soc.*, 1997, **119**, 3161–3162; (b) M. Kanai, K. H. Mortell and L. L. Kiessling, *J. Am. Chem. Soc.*, 1997, **119**, 9931–9932.
- 87 J. P. Claverie, S. Viala, V. Maurel and C. Novat, *Macromolecules*, 2001, **34**, 382–388.
- 88 D. Quémener, V. Héroguez and Y. Gnanou, *Macromolecules*, 2005, **38**, 7977–7982.
- 89 V. Monteil, P. Wehrmann and S. Mecking, *J. Am. Chem. Soc.*, 2005, **127**, 14568–14569.
- 90 (a) C. Airaud, V. Héroguez and Y. Gnanou, *Macromolecules*, 2008, **41**, 3015–3022; (b) C. Airaud, E. Ibarboure, C. Gaillard and V. Héroguez, *Macromol. Symp.*, 2009, **281**, 31–38; (c) C. Airaud, E. Ibarboure, C. Gaillard and V. Héroguez, *J. Polym. Sci., Part A: Polym. Chem.*, 2009, **47**, 4014–4027.
- 91 B. S. Lee, S. Mahajan, B. Clapham and K. D. Janda, *J. Org. Chem.*, 2004, **69**, 3319–3329.
- 92 A.-F. Mingotaud, C. Mingotaud and W. Moussa, *J. Polym. Sci., Part A: Polym. Chem.*, 2008, **46**, 2833–2844.
- 93 K. J. Davis and D. Sinou, *J. Mol. Catal. A: Chem.*, 2002, **177**, 173–178.
- 94 B. H. Lipschutz, G. T. Aguinaldo, S. Ghorai and K. Voigtritter, *Org. Lett.*, 2008, **10**, 1325–1328.
- 95 B. H. Lipschutz, S. Ghorai and G. T. Aguinaldo, *Adv. Synth. Catal.*, 2008, **350**, 953–956.
- 96 B. H. Lipschutz, S. Ghorai, W. W. Y. Leong, B. R. Taft and D. V. Krogstad, *J. Org. Chem.*, 2011, **76**, 5061–5073.
- 97 B. H. Lipschutz, S. Ghorai, A. R. Abela, R. Moser, T. Nishikata, C. Duplais, A. Krasovskiy, R. D. Gaston and R. C. Gadwood, *J. Org. Chem.*, 2011, **76**, 4379–4391.
- 98 L. Laville, C. Charnay, F. Lamaty, J. Martinez and E. Colacino, *Chem.–Eur. J.*, 2012, **18**, 760–764.
- 99 M. R. Buchmeiser, *Chem. Rev.*, 2009, **109**, 303–321.
- 100 J. O. Krause, M. T. Zarka, U. Anders, R. Weberskirch, O. Nuyken and M. R. Buchmeiser, *Angew. Chem., Int. Ed.*, 2003, **42**, 5965–5969.
- 101 K. Grela and M. Kim, *Eur. J. Org. Chem.*, 2003, 963–966.
- 102 S. Elias and A. Vigalok, *Adv. Synth. Catal.*, 2009, **351**, 1499–1504.
- 103 N. Jarroux, P. Keller, A.-F. Mingotaud, C. Mingotaud and C. Sykes, *J. Am. Chem. Soc.*, 2004, **126**, 15958–15959.
- 104 A.-F. Mingotaud, M. Krämer and C. Mingotaud, *J. Mol. Catal. A: Chem.*, 2007, **263**, 39–47.
- 105 R. Gawin, P. Czarnecka and K. Grela, *Tetrahedron*, 2010, **66**, 1051–1056.
- 106 B. H. Lipschutz and S. Ghorai, *Org. Lett.*, 2009, **11**, 705–708.
- 107 B. H. Lipschutz and S. Ghorai, *Tetrahedron*, 2010, **66**, 1057–1063.
- 108 (a) G. R. Newkome, Z. Yao, G. R. Baker and V. K. Gupta, *J. Org. Chem.*, 1985, **50**, 2003–2004; (b) G. R. Newkome, C. N. Moorefield, G. R. Baker, A. L. Johnson and R. K. Behera, *Angew. Chem.*, 1991, **103**, 1205–1207, (*Angew. Chem., Int. Ed. Engl.*, 1991, **30**, 1176–1179).
- 109 D. Astruc, A. K. Diallo, S. Gatard, L. Liang, C. Ornelas, V. Martinez, D. Méry and J. Ruiz, *J. Org. Chem.*, 2011, **7**, 94–103.



- 110 A. K. Diallo, E. Boisselier, L. Liang, J. Ruiz and D. Astruc, *Chem.-Eur. J.*, 2010, **16**, 11832–11835.
- 111 T. Brendgen, T. Fahlbusch, M. Frank, D. T. Schühle, M. Seßler and J. Schatz, *Adv. Synth. Catal.*, 2009, **351**, 303–307.
- 112 M. B. Seßler, Ph. D. Thesis, *Metathese in Wasser*, Friedrich-Alexander Universität, Erlangen, 2011.
- 113 H. Clavier, K. Grela, A. Kirschning, M. Mauduit and S. P. Nolan, *Angew. Chem., Int. Ed.*, 2007, **46**, 6786–6801.
- 114 M. T. Mwangi, M. B. Runge and N. B. Bowden, *J. Am. Chem. Soc.*, 2006, **128**, 14434–14435.
- 115 E. M. Hensle, J. Tobis, J. C. Tiller and W. Bannwarth, *J. Fluorine Chem.*, 2008, **129**, 968–973.
- 116 P. Naresh, M. Sirisha, K. Vijay and N. Srinath, *Int. J. Pharm. Technol.*, 2011, **3**, 1748–1767; A. Fürstner, *Chem. Commun.*, 2011, **47**, 6505–6511; B. B. Marvey, C. K. Segakweng and M. H. C. Vosloo, *Int. J. Mol. Sci.*, 2008, **9**, 615–625.
- 117 Y. A. Lin, J. M. Chalker and B. G. Davis, *ChemBioChem*, 2009, **10**, 959–969; Y. A. Lin, J. M. Chalker, N. Floyd, G. J. L. Bernardes and B. G. Davis, *J. Am. Chem. Soc.*, 2008, **130**, 9642–9643; J. M. Chalker, G. J. L. Bernardes and B. G. Davis, *Acc. Chem. Res.*, 2011, **44**, 730–741.
- 118 K. C. Nicolaou, R. Hughes, S. Y. Cho, N. Winssinger, H. Labischinski and R. Endermann, *Chem.-Eur. J.*, 2001, **7**, 3824–3843.
- 119 K. Müller, R. Dyllick-Brenzinger, M. Limbach and B. Sturm, *WO*, 2011051374, 2011.
- 120 L. Hunter, G. C. Condie and M. M. Harding, *Tetrahedron Lett.*, 2010, **51**, 5064–5067.

