



CrossMark
 click for updates

Cite this: *RSC Adv.*, 2015, 5, 26097

Utility of a heterogeneous palladium catalyst for the synthesis of a molecular semiconductor *via* Stille, Suzuki, and direct heteroarylation cross-coupling reactions†

Seth M. McAfee, Jenny S. J. McCahill, Casper M. Macaulay, Arthur D. Hendsbee and Gregory C. Welch*

The commercially available silica-supported heterogeneous catalyst SiliaCat® DPP-Pd has proven to be highly active, robust, and reusable for the synthesis of a thiophene–phthalimide-based molecular semiconductor under microwave-irradiation reaction conditions. A Stille reaction protocol demonstrated that SiliaCat® DPP-Pd outperformed well-known homogeneous catalysts, Pd(PPh₃)₄ and Pd(PPh₃)₂Cl₂, in terms of performance and catalyst loading, while also exhibiting tolerance to ambient reaction conditions and two-fold recyclability for the formation of product. The success established for SiliaCat® DPP-Pd catalyzed Stille reactions *via* microwave irradiation was extended to optimize Suzuki coupling and direct heteroarylation protocols. Notably, direct heteroarylation with SiliaCat® DPP-Pd exhibited excellent selectivity and perturbed the formation of homo-coupled aryl bromides, two side reactions that are known to plague this type of cross-coupling reaction.

Received 8th February 2015
 Accepted 27th February 2015

DOI: 10.1039/c5ra02468d

www.rsc.org/advances

1. Introduction

Organic electronics is an ever-expanding field of study that makes use of organic materials as active components in electrical devices.¹ Such devices are promoted to be ultra-low cost, light weight and flexible.^{2,3} Key technologies include field effect transistors, sensors, photovoltaics, and light-emitting devices.^{4–6} While great improvements in device performance have been realized over the past few years,^{7,8} only recently has the concept of ‘green electronics’ gained significant attention.^{9,10} To this end, key to the growth of organic electronics is the development of cost-effective organic semiconductors that can be readily accessible from raw materials, through a sustainable synthesis with scalable purification and easily processable from solution at low temperatures.^{11–15}

These organic semiconductors consist of delocalized π -conjugated building blocks. Their synthesis almost universally involves carbon–carbon bond forming reactions that rely on late transition metal catalysts (Ni, Pd, Pt) specifically, palladium is most commonly employed.^{11,16,17} Homogeneous palladium catalysts, typically stabilized by phosphine ligands, are highly sensitive to oxygen, moisture and high temperatures. The instability of such catalysts restricts their utility to inert

atmosphere conditions with rigorously deoxygenated solvents, and renders them to single use.^{18–20} Separation of these homogeneous metal catalysts from the organic product is challenging but is of utmost importance to prevent trace metal contamination, which leads to the degradation of device performance.^{21–24}

With the organic electronics industry rapidly expanding, kilograms to metric tons of organic semiconductors will be required to meet the demand. With the current costs of Pd and the inert atmosphere conditions required, new catalytic methods are desired for large-scale materials production. Commercially available heterogeneous catalysts offer a promising alternative to address these issues, where a Pd metal or a Pd complex with ligands can be directly fixed to a solid support such as carbon or silica, and offers numerous advantages.^{18,25–30} They are known to be more tolerant to temperature, can be utilized in air, are easily isolated from the reaction mixture and can be recycled for multiple uses.^{18,20,31–33} Unfortunately, heterogeneous catalysts are often less active and selective than their homogenous counter parts, and so they have not been extensively explored. To date, there is only one report of a high performance organic semiconductor being synthesized by heterogeneous catalysts, a conjugated polymer, synthesized using Pd/carbon,¹⁹ but the potential remains for future development of this synthetic protocol.

To coincide with industrially relevant practices and a streamlined synthetic procedure, microwave activation has been pursued as a means to reduce reaction times and improve

Department of Chemistry, Dalhousie University, 6274 Coburg Road, P.O. Box 15000, Halifax, Nova Scotia, Canada, B3H 4R2. E-mail: gregory.welch@dal.ca; Fax: +1 902 494 1310; Tel: +1 902 494 4245

† Electronic supplementary information (ESI) available: Complete NMR spectra presented. See DOI: 10.1039/c5ra02468d



yields, owing to a more uniform heating of the reaction mixture.^{34,35} Microwave reactors have been successfully implemented for the synthesis of many π -conjugated materials,^{36–41} however, the potential for microwave-assisted synthesis with heterogeneous catalysis has been scantily explored,^{32,42} and remains largely underappreciated. The combination of solid catalysts and microwave activation has been described to have several beneficial features, leading to a rapid, effective, and environmentally benign synthesis.⁴² Motivation for this synthetic protocol is also attributed to an increased purity in the final material, with microwave irradiation diminishing the formation of undesired by-products and heterogeneous Pd catalyst vastly reducing the instances of metal contamination.³²

Despite this noted success, there has not been any substantial follow-up to this intriguing possibility as an industrially relevant synthetic method. In an effort to emphasize the prospective widespread application of heterogeneous catalysts herein we describe the application of these catalysts in direct comparison to their homogeneous counterparts for the synthesis of a high performance organic semiconductor accessible from a straightforward synthetic procedure *via* microwave irradiation.

2. Results and discussion

The utility of a heterogeneous catalyst has been assessed for three prevalent palladium catalyzed cross-couplings: Stille reaction,¹⁷ Suzuki coupling,^{43,44} and direct heteroarylation.⁴⁵ To fully explore the efficacy of a heterogeneous catalyst for the synthesis of a molecular semiconductor *via* Stille reaction we evaluated several key parameters: (1) performance in comparison to homogeneous alternatives, (2) catalyst loadings, (3) sensitivity to ambient reaction conditions, and (4) recyclability of the catalyst. Considering the promising results, we extended our optimized synthesis with heterogeneous catalysts to both Suzuki and direct heteroarylation protocols and assessed their performance.

As alluded to earlier, the current procedure for the synthesis of molecular semiconductors has been trending from the conventional method of oil bath heating towards microwave-assisted synthesis, which has been shown to offer a rapid and high yielding synthesis. To ensure our results are as relevant as possible to this rapidly evolving field we first optimized microwave-heating conditions (see Experimental section) to be used for the majority of our synthetic procedure with oil bath heating used only for select reaction conditions.

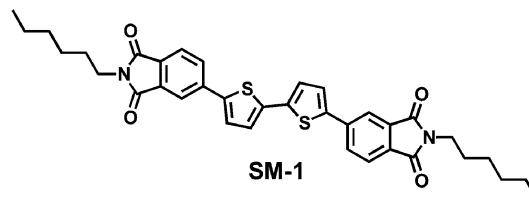


Fig. 1 Structure of the target molecule, 5,5'-(2,2'-bithiophene-5,5'-diyl)bis(2-hexylphthalimide).

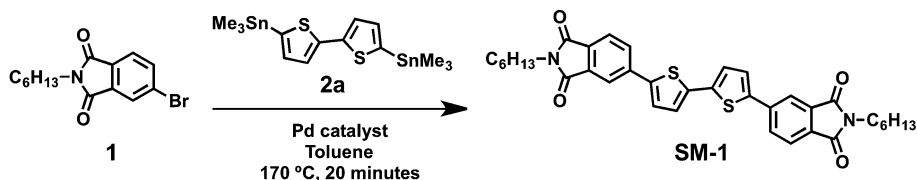
Our choice of target molecule, 5,5'-(2,2'-bithiophene-5,5'-diyl)bis(2-hexylphthalimide) (**SM-1**, Fig. 1) was influenced by recent publications from our group on phthalimide–thiophene-based molecular semiconductors.^{36,46} These materials yield high electron mobilities in thin-film transistors, are low-cost and can be easily accessed *via* a straightforward synthesis from low-cost and readily available building blocks, and thus represents an ideal molecular design for the purpose of our study.

Furthermore, the ease of synthesis and straightforward isolation of **SM-1** highlighted the potential to use this material for a catalyst study. The formation of the orange product from colourless starting materials allows for the straightforward identification of a successful reaction, the material can be isolated by filtration through silica-gel to remove most inorganic impurities. ¹H NMR spectral analysis of the material product was used to assess the extent of starting material conversion to product. Remaining starting material and residual inorganic and organic impurities are often the cause of greater than quantitative yields of the product material. These impurities can be easily removed *via* flash column chromatography with CH₂Cl₂ as the eluent; however, this was not required to simply investigate the conversion of starting material to product.

2.1 Stille reaction

The synthesis of the target molecule, **SM-1**, from synthesized starting materials (**1**, **2a**) using commercial heterogeneous and homogeneous catalysts under microwave irradiation was investigated *via* Stille reaction (Scheme 1).

2.1.1 Catalyst evaluation. Four palladium-based catalysts were used for our initial screening of performance: (1) Pd(PPh₃)₄, a ubiquitous homogeneous catalyst, (2) Pd(PPh₃)₂Cl₂, a Pd(II) homogeneous catalyst similar to SiliCat® DPP-Pd, (3) SiliCat® DPP-Pd, and (4) SiliCat® S-Pd two commercially available heterogeneous catalysts from SiliCycle® Inc.⁴⁷ The heterogeneous catalysts SiliCat® DPP-Pd and S-Pd



Scheme 1 Reaction scheme for the synthesis of target molecule, **SM-1**, *via* palladium catalyzed cross coupling Stille reaction under optimized microwave irradiation conditions.



are tethered to a silica support *via* an alkyl phosphine and an alkyl thiol ligand, respectively and the product specifications can be found in the ESI (Table S1†). The performance of these catalysts, under 5.0 mol% Pd loading (based on moles of **1**), have been compared (Fig. 1), starting material ^1H NMR spectra can be found in the ESI for comparison (S1 & S2†).

Analysis of the ^1H NMR spectra shows that all four catalysts were able to convert starting material to **SM-1**, albeit with varying degrees of success (Fig. 2). The material product obtained using $\text{Pd}(\text{PPh}_3)_4$ as a catalyst was shown to be high yielding, with **SM-1** as the sole product based on ^1H NMR spectroscopy, while the product obtained using $\text{Pd}(\text{PPh}_3)_2\text{Cl}_2$ was realized in higher than quantitative yields, and can be attributed to baseline impurities and residual starting material. The SiliaCat® DPP-Pd catalyzed reaction returned product in high yield and the ^1H NMR spectrum of the material is consistent with **SM-1** as the major product with small amounts of baseline impurities. Lastly, SiliaCat® S-Pd as a catalyst for the Stille reaction resulted in an incomplete reaction, accompanied by a low yield and a product material with significant impurities and starting material present. Using the conditions outlined above $\text{Pd}(\text{PPh}_3)_4$, $\text{Pd}(\text{PPh}_3)_2\text{Cl}_2$ and SiliaCat® DPP-Pd were found to be effective catalysts for the Stille reaction with isolation of the desired product in high yield. Based on the low yield and large product impurity obtained using the SiliaCat® S-Pd, the optimization of the Stille reaction was further investigated with just the one heterogeneous catalyst, SiliaCat® DPP-Pd.

2.1.2 Catalyst loading. To further optimize the reaction conditions we investigated catalyst loading of SiliaCat® DPP-Pd, the yield was obtained from the product material and was identified by ^1H NMR spectroscopy (Fig. 3).

Decreasing the SiliaCat® DPP-Pd loading from 5.0 mol% to 0.1 mol% had little impact on the product formation. At all catalyst loadings, **SM-1** is the major product with only small

quantities of baseline impurities, while the greater than quantitative yields for 0.1 mol% catalyst loading is attributed to unreacted starting material impurities.

In further comparison to homogeneous alternatives, the use of 1.0 mol% Pd loadings for $\text{Pd}(\text{PPh}_3)_4$ and $\text{Pd}(\text{PPh}_3)_2\text{Cl}_2$ were also investigated (Fig. 4).

Using a 1.0 mol% Pd loading both SiliaCat® DPP-Pd and $\text{Pd}(\text{PPh}_3)_4$ return high yields and **SM-1** as the major product; however, the use of 1.0 mol% Pd loading of $\text{Pd}(\text{PPh}_3)_2\text{Cl}_2$ as a catalyst results in an incomplete reaction where the product material contained significant impurities and unreacted starting material, contributing to the greater than quantitative yield observed, and therefore was not used in subsequent experiments.

2.1.3 Ambient conditions. The efficacy and stability of SiliaCat® DPP-Pd for Stille reactions under ambient conditions (O_2 containing atmosphere) and non-anhydrous solvents was investigated *via* microwave and conventional heating methods. The experimental procedure used was similar to that outlined above, but with reagent grade toluene and the reaction vial sealed under ambient atmosphere. **SM-1** was obtained as the major product, and the catalyst demonstrated excellent O_2 and water tolerance under the reaction conditions employed (Fig. 5).

At 1.0 mol% catalyst loadings, the microwave-assisted synthesis of **SM-1** under inert or ambient reaction conditions return nearly identical ^1H NMR spectra, accompanied by residual baseline impurities. The synthesis of **SM-1** under ambient conditions *via* conventional heating methods did not show full conversion of the starting material, as indicated by ^1H NMR spectroscopy. Considering this, the reaction was repeated at 5.0 mol% catalyst loading and ^1H NMR confirmed a more complete reaction (Fig. S5†), and therefore we attribute the poor conversion at 1.0 mol% to slow catalyst degradation over the period of 24 hours under ambient conditions.

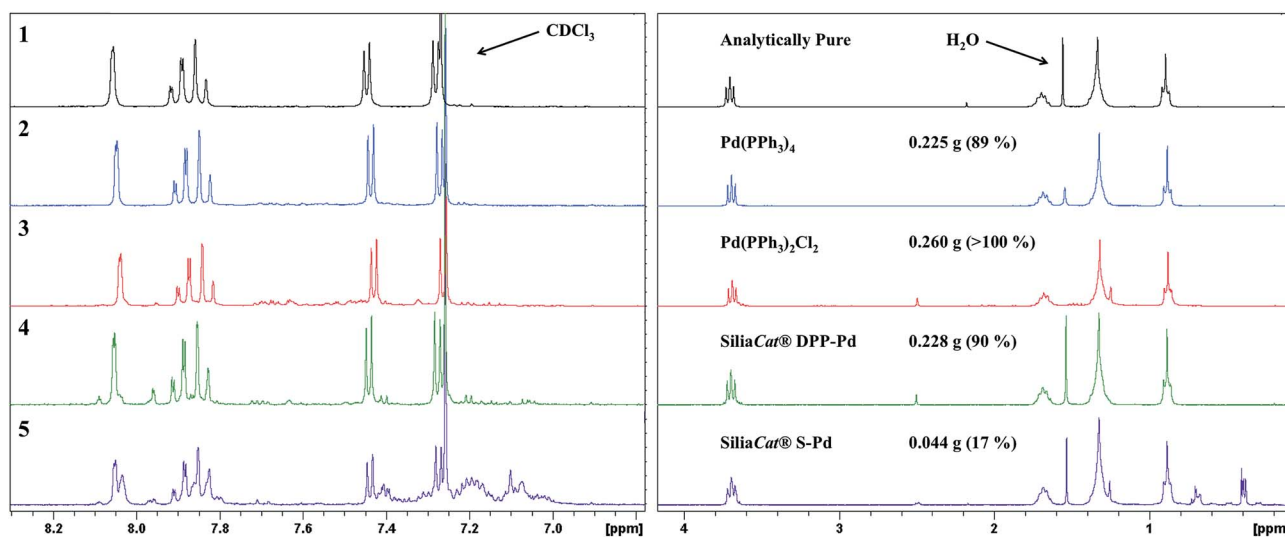


Fig. 2 Aromatic and aliphatic regions of the ^1H NMR spectra of material product with varying homogeneous (1 & 3) and heterogeneous (4 & 5) Pd-catalysts at 5.0 mol% catalyst loading, synthesized *via* microwave irradiation. Material yield obtained after work up described in Experimental section, percent yield calculated as mass obtained/mass expected. Top spectrum (1) shows analytically pure **SM-1**.



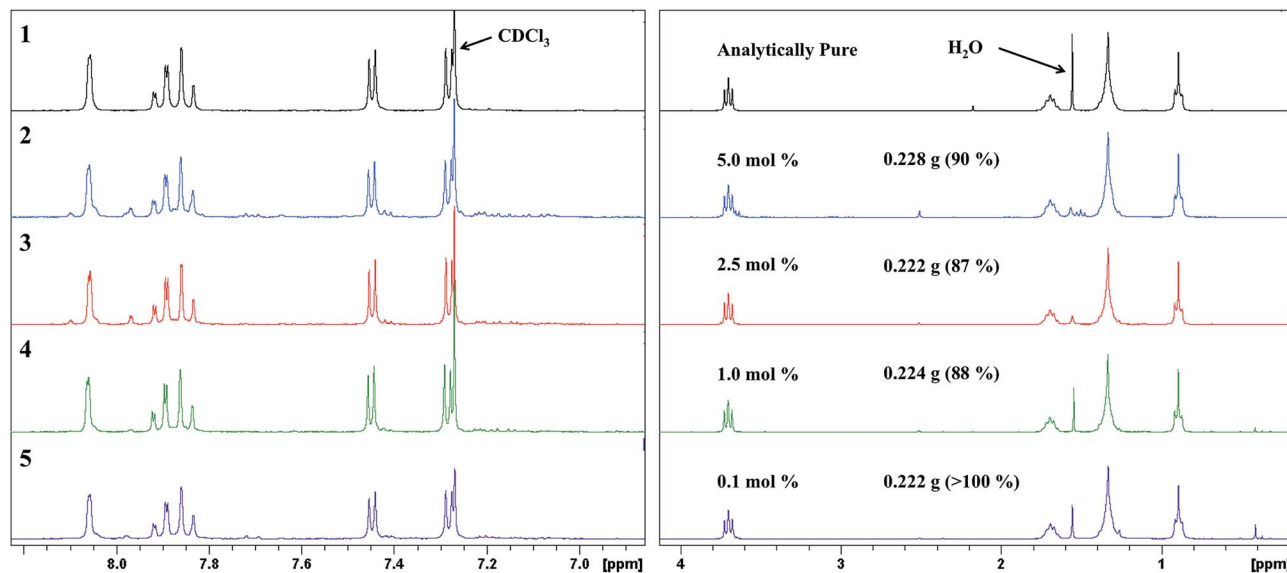


Fig. 3 ^1H NMR spectra of resultant products with varying Pd catalyst loadings (2–5) of SiliaCat® DPP-Pd. Top spectrum (1) shows analytically pure SM-1.

As described beforehand, heterogeneous catalysts are known to leave minimal trace Pd metal impurities in the products of their reactions. To evaluate the Pd leaching at 5.0 mol% catalyst loading under the conventional heating protocol, the product material was analyzed by ICP-OES. The SiliaCat® DPP-Pd catalyzed reaction supported this notion, the product material was found to contain 0.08 mg L^{-1} Pd in comparison to 26.25 mg L^{-1} Pd content for the corresponding $\text{Pd}(\text{PPh}_3)_4$ catalyzed reaction (Table S1†). Instrument and experimental details for this analysis can be found in the ESI.†

2.1.4 Recyclability. We have highlighted that one of the key features of heterogeneous catalysts is the opportunity to recover and reuse catalyst systems. SiliaCat® DPP-Pd is known to be recyclable,⁴⁷ this has been previously

demonstrated through various Suzuki couplings.^{48,49} Therefore, we examined the recyclability of the catalysts for the synthesis of SM-1 with the microwave irradiation Stille reaction protocol (Fig. 6).

The recyclability of the catalyst was assessed for five consecutive reactions, with each trial after the initial using the recovered catalyst for the next reaction. We began at 5.0 mol% catalyst loadings and found that it was possible to recover roughly 90% of the catalyst from each trial. The ^1H NMR spectra of the product material revealed that the catalyst can be effectively recycled twice to produce similar yields with residual starting material impurities contributing to the more than quantitative yield obtained after the second recycle. The third and fourth time the catalyst was recycled there remained a

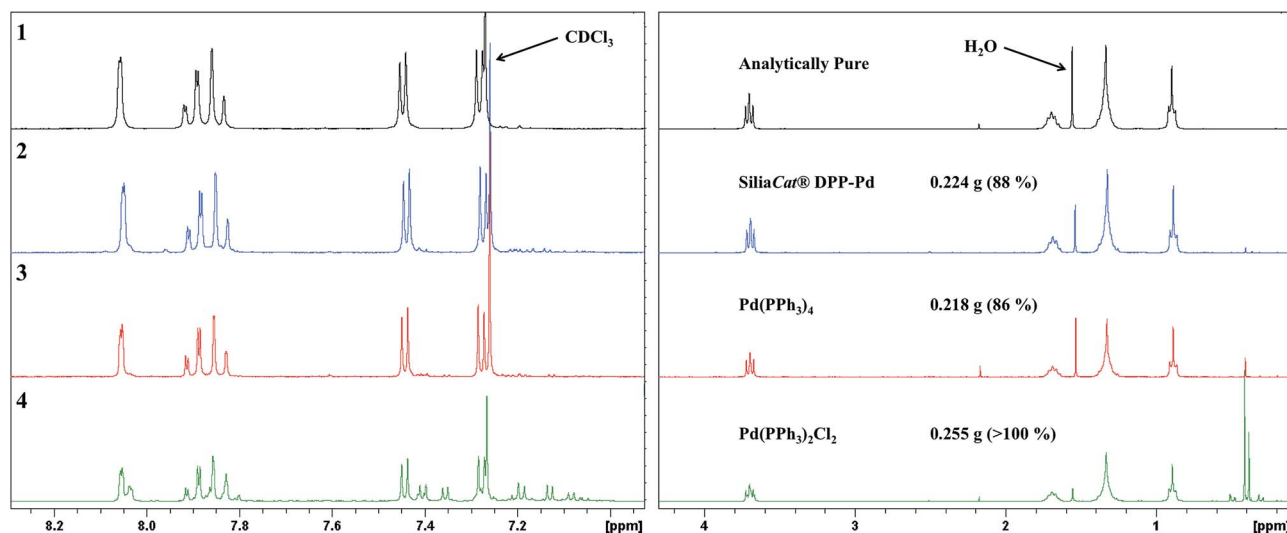


Fig. 4 ^1H NMR spectra of resultant products using heterogeneous (2) and homogeneous (3 & 4) Pd catalysts at 1.0 mol% Pd loading. Top spectrum (1) shows analytically pure SM-1.



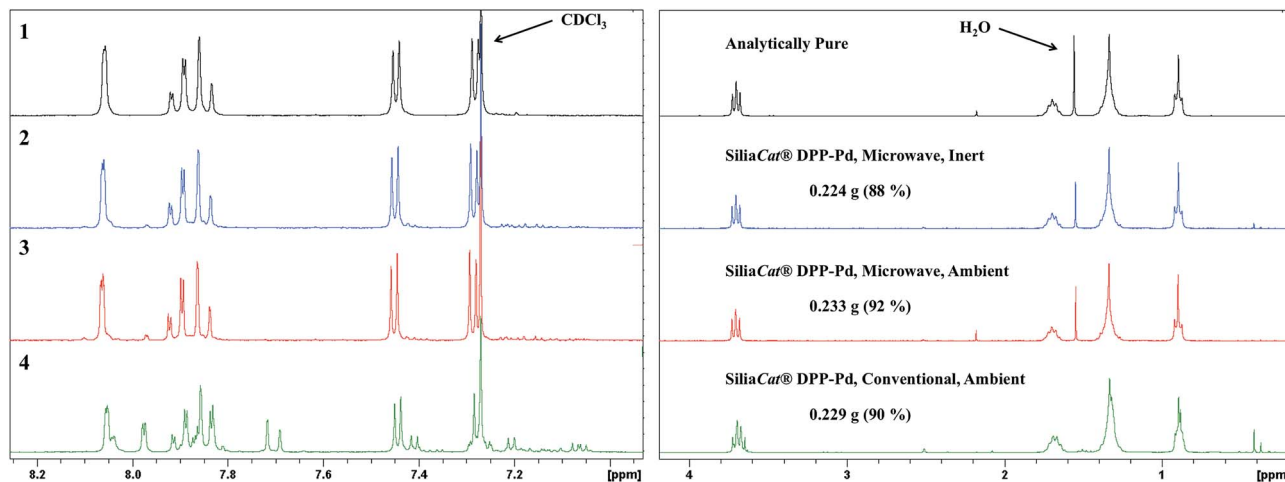


Fig. 5 ^1H NMR spectra of resultant products using 1.0 mol% SiliaCat® DPP-Pd loadings via microwave irradiation under inert (2) or ambient (3) conditions and conventional heating under ambient conditions (4). Top spectrum (1) shows analytically pure SM-1.

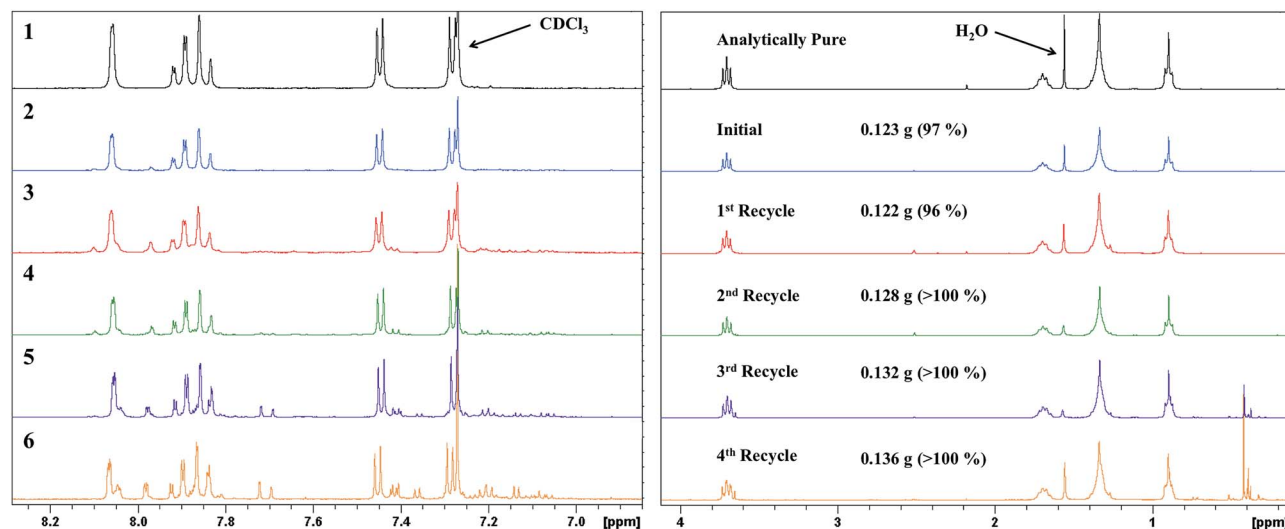


Fig. 6 ^1H NMR spectra of resultant product from initial (2), and four-fold recyclability (3–6) trials of SiliaCat® DPP-Pd at 5.0 mol% catalyst loading, synthesized via microwave irradiation. Top spectrum (1) shows analytically pure SM-1.

significant amount of starting material, contributing to the reported yields greater than 100%. These results suggest that the catalyst can be effectively recycled for re-use; however, beyond the second recycle there is a drop in conversion of starting material to product noted by the presence of significant baseline impurities.

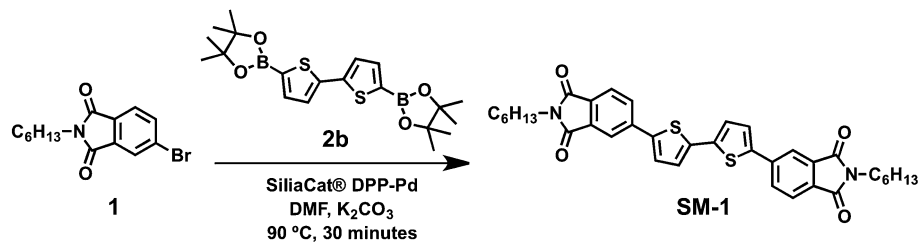
2.2 Suzuki coupling

The synthesis of the target molecule, **SM-1**, from synthesized (1) and commercially available (2b) starting materials using the best performing heterogeneous catalyst, SiliaCat® DPP-Pd, under microwave irradiation with lab grade reagents was investigated via Suzuki cross-coupling reaction (Scheme 2).

2.2.1 Optimization of reaction conditions. The Suzuki coupling of 2,2'-bithiophene-5,5'-diboronic acid bis(pinacol)

ester and 4-bromo-*N*-hexyl phthalimide was carried out with 5.0 mol% Pd loadings and a DMF and K_2CO_3 solvent-base combination, chosen due to their established success in our research group.⁵⁰ Microwave irradiation reaction parameters were optimized based on the success demonstrated for the Stille reaction (170 °C, 20 minutes). The Suzuki coupling proved to be very sensitive to temperature; the best conversion of starting material to product occurred at 90 °C for 30 minutes, as determined by ^1H NMR spectroscopy. Elevated temperatures (≥ 100 °C) proved to be detrimental to the formation of product, which we have attributed to the decomposition of the boronate esters in the presence of base,⁵¹ while lower temperatures (≤ 85 °C) demonstrated an incomplete reaction. The product material obtained at 70, 90 and 110 °C with 30 minutes reaction times were analysed by ^1H NMR spectroscopy and the spectra





Scheme 2 Reaction scheme for the synthesis of the target molecule, SM-1, via SiliaCat@ DPP-Pd catalyzed Suzuki cross coupling reaction under optimized microwave irradiation conditions.

shown in Fig. 7, starting material ^1H NMR spectra can be found in the ESI for comparison (S1 & S3 †).

Unfortunately, full conversion of starting material was not observed for the Suzuki couplings under our selected

conditions. We understand that the success of Suzuki couplings are often quite sensitive to the choice of solvent and base, perhaps further optimization of these conditions would yield improved conversion of starting material to product, this;

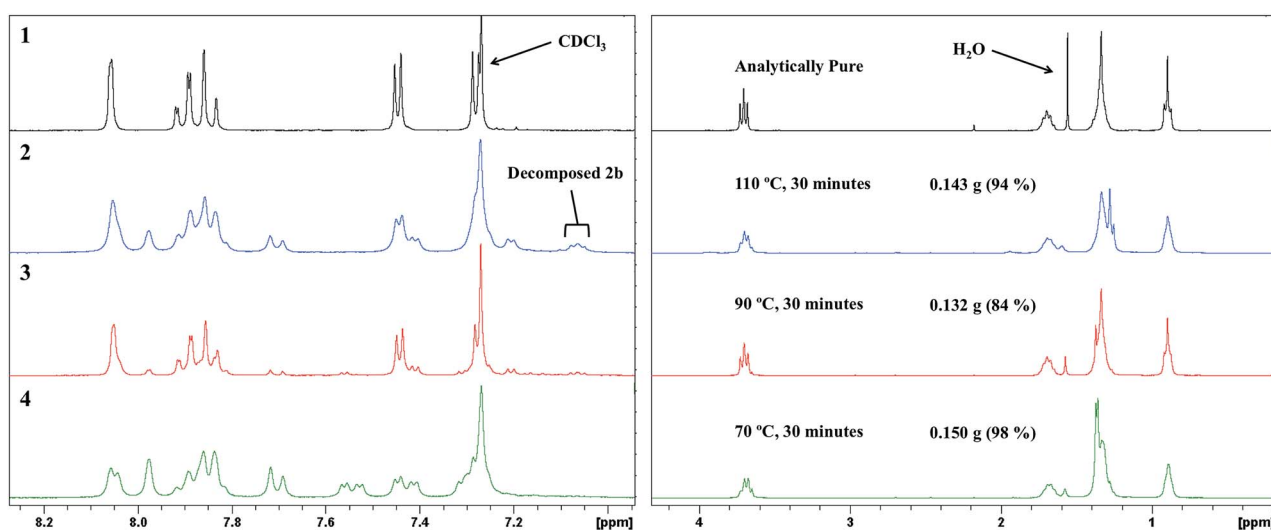


Fig. 7 ^1H NMR spectra of resultant product for the optimization of Suzuki couplings, varying temperature (2–4), with 5.0 mol% catalyst loading of SiliaCat@ DPP-Pd. Top spectrum (1) shows analytically pure SM-1.

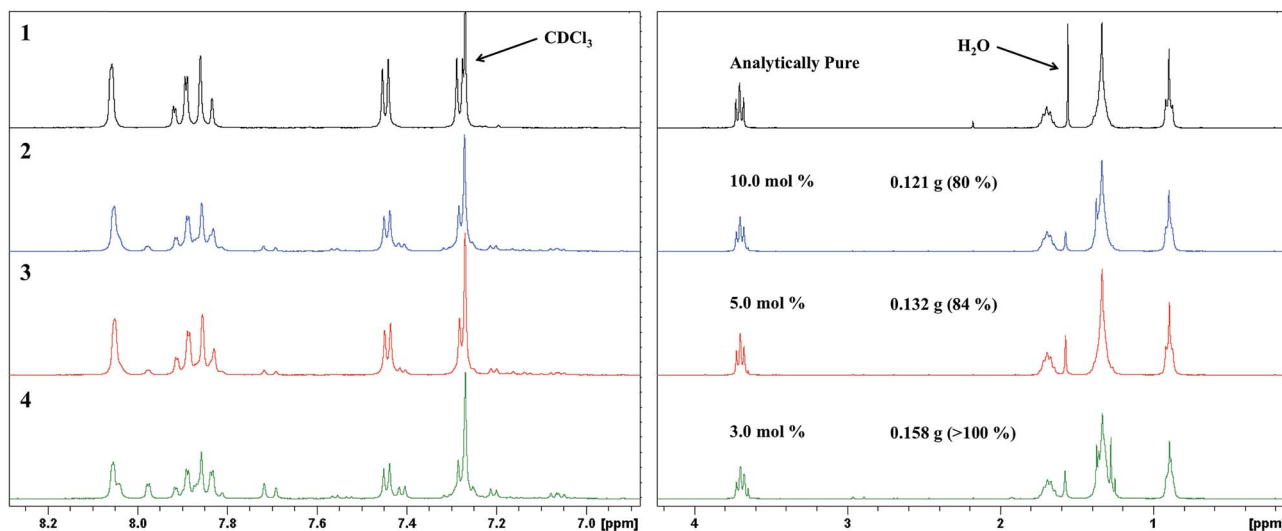


Fig. 8 ^1H NMR spectra of resultant product with varying Pd loadings of SiliaCat@ DPP-Pd (2–4), there was no product obtained from 1.0 mol% catalyst loading. Top spectrum (1) shows analytically pure SM-1.



however, was not the purpose of this study. Nevertheless, the product material can be quickly purified *via* flash column chromatography to give an analytically pure material while still maintaining an acceptable yield of final material (63%, in reference to moles of **2b**).

2.2.2 Catalyst loadings. To further assess the efficacy of SiliaCat® DPP-Pd for Suzuki coupling reactions under our optimized reaction conditions we investigated varying the catalyst loading (Fig. 8).

Decreasing the SiliaCat® DPP-Pd loading had a significant impact on the resultant product yield. The ¹H NMR spectra for the reactions using 10.0 and 5.0 mol% loading (Fig. 8) show that **SM-1** is the major product with only small quantities of starting material and baseline impurities. Decreasing the Pd loading to 3.0 mol% results in a product material with a larger amount of baseline impurity and starting material, contributing to the high yield, furthermore, 1.0 mol% did not result in any obtained final product. Considering these results, the Suzuki coupling reaction is highly dependent on catalyst loading, where loadings less than 5.0 mol% are not sufficiently active to

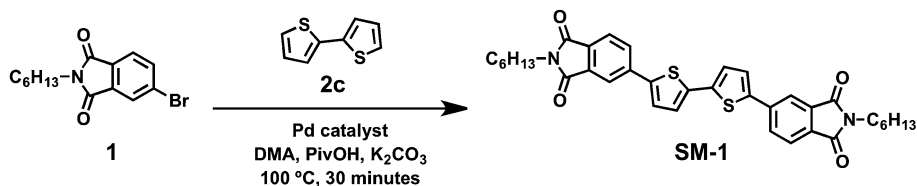
convert starting material to product before the aforementioned decomposition of the boronate ester functionality. On the other hand, catalyst loadings greater than 5.0 mol% did not result in a significant increase in yield or conversion to final material.

2.3 Direct heteroarylation

The synthesis of the target molecule, **SM-1**, from synthesized starting materials (**1** and **2c**) using the common catalyst Pd(OAc)₂ and the best performing heterogeneous catalyst,

Table 1 Catalyst performance for the synthesis of **SM-1** *via* direct heteroarylation

Catalyst	Time (min)	Material	Yield	SM-1 : 2 : 3
Pd(OAc) ₂	10	0.134 g	69%	1 : trace : 0.3
SiliaCat® DPP-Pd	10	0.058 g	30%	1 : 2.3 : trace
SiliaCat® DPP-Pd	30	0.168 g	87%	1 : 0.3 : trace



Scheme 3 Reaction scheme for the synthesis of the target molecule, **SM-1**, *via* palladium catalyzed direct heteroarylation reaction under optimized microwave irradiation conditions.

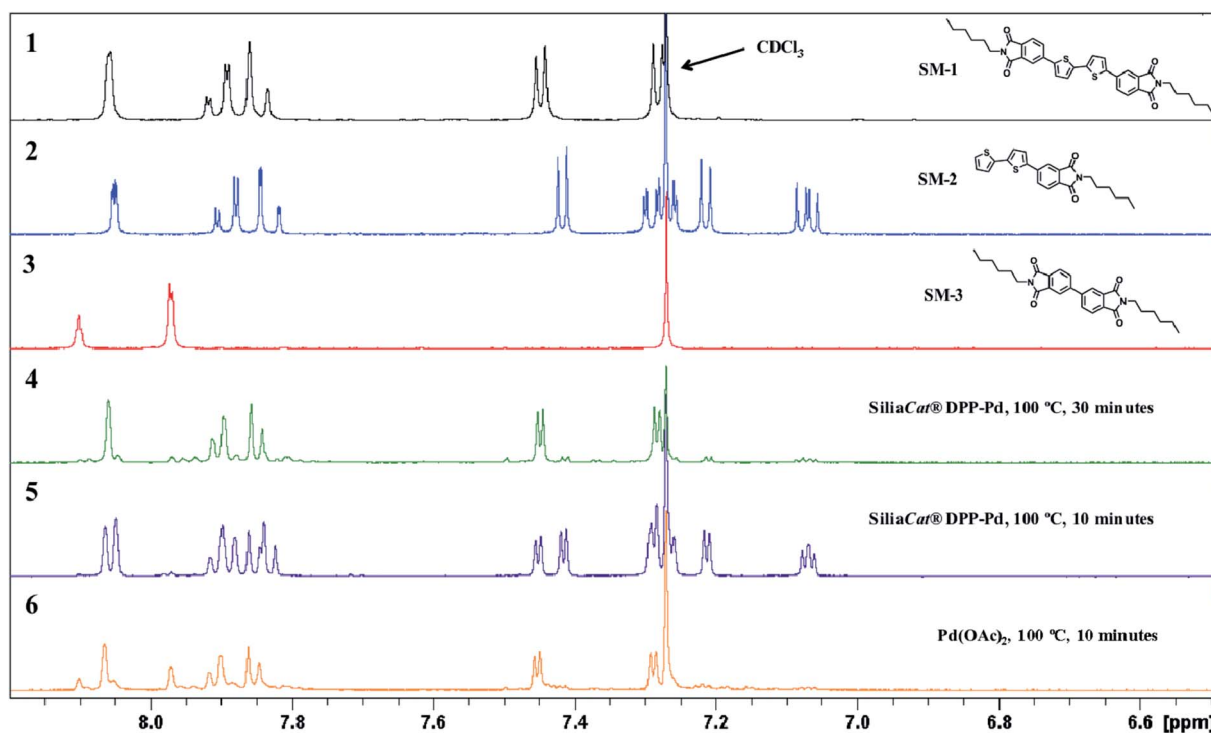


Fig. 9 ¹H NMR aromatic spectra of resultant material obtained from SiliaCat® DPP-Pd (4–5) and Pd(OAc)₂ (6) catalyzed direct heteroarylation at 5.0 mol% catalyst loading, synthesized *via* microwave irradiation. Spectra 1–3 shows analytically pure **SM-1**, **SM-2**, and **SM-3** respectively.



SiliaCat® DPP-Pd, under microwave irradiation with lab grade reagents was investigated *via* direct heteroarylation (Scheme 3).

The advantages of direct heteroarylation over more traditional cross-coupling techniques have been well documented,^{52–55} with particular emphasis on ligand-free catalysts, no organotin or organoboron by-products and excellent atom economy. Despite these favourable characteristics, there remain some underlying issues that have impeded the widespread use of direct heteroarylation. The lack of directing groups induces complications pertaining to the selectivity of C–H bonds, leading to unwanted isomers, or cross-linked materials during polymerization reactions.⁴⁵ While another side reaction that typically plagues phosphine-free direct heteroarylation is the homo-coupling of aryl bromides, which has been shown to be more prevalent at higher temperatures.⁵⁶ It has been proposed that fine-tuning of reaction conditions, such as temperature, and reaction time may subdue these other products. Considering the successful use of supported Pd catalysts for intramolecular direct heteroarylation,⁵⁷ we sought to investigate the potential use of SiliaCat® DPP-Pd for intermolecular direct heteroarylation with optimized reaction conditions to preclude the formation homo-coupled aryl bromides, while also achieving the desired selectivity.

2.3.1 Catalyst evaluation. The optimized procedure for the synthesis of **SM-1** *via* microwave irradiation with Pd(OAc)₂ catalyst has been previously reported,³⁶ and based on this we were able to optimize a procedure for use with the SiliaCat® DPP-Pd catalyst. The performances of both catalysts are summarized in Table 1, the yield was obtained from the product material and analyzed by ¹H NMR spectroscopy (Fig. 9). ¹H NMR spectra of starting material can be found in the ESI for comparison (S1 & S4†). Considering the aforementioned disproportionation of aryl bromide substrates known to plague direct heteroarylation reactions, we have included the ratio of product (**SM-1**) to mono-substituted product (**SM-2**) and homocoupled aryl bromides (**SM-3**).

Analysis of the product material ¹H NMR spectra highlights the advantages of SiliaCat® DPP-Pd in comparison to Pd(OAc)₂. The product obtained from the Pd(OAc)₂ catalyzed reaction shows the formation of the desired material accompanied by the unwanted homo-coupled aryl bromide compound, **SM-3**. Notably, this does not occur under the same conditions for the SiliaCat® DPP-Pd catalyzed reaction, where instead the low yielding incomplete reaction shows a large formation of mono-substituted product, **SM-2**, and not the disproportionation product. When the reaction time was increased to 30 minutes we saw full conversion of the starting material to the desired product with residual baseline impurities, indicating a step-wise reaction. This serves to highlight the viability of SiliaCat® DPP-Pd for direct heteroarylation, where the homo-coupled aryl bromide product is not favoured under our optimized microwave irradiation conditions. Furthermore, SiliaCat® DPP-Pd demonstrated appropriate C–H bond selectivity, which was exclusive to the 2-position of the starting material, **2c**, as confirmed by 2-D ¹H NMR (Fig. S6†).

3. Conclusion

We have investigated the utility of commercially available heterogeneous catalyst, SiliaCat® DPP-Pd, for the formation of a high performance molecular semiconductor *via* three common carbon–carbon bond forming reactions.

Stille reaction protocols have highlighted the excellent performance of SiliaCat® DPP-Pd in comparison to homogeneous catalyst alternatives and demonstrated effective conversion of starting material to product with catalyst loadings down to 0.1 mol%. SiliaCat® DPP-Pd proved to be tolerant to both lab grade reagents and the capacity for two-fold recyclability without any significant impact on the material product and the respective yield.

Suzuki couplings with SiliaCat® DPP-Pd proved to be sluggish, where acceptable product formation was only achieved at moderate temperatures and with high catalyst loading required to obtain an acceptable conversion of starting material to the desired product.

SiliaCat® DPP-Pd was remarkably effective for direct heteroarylation-type reactions. The use of a heterogeneous catalyst in place of the customary homogeneous catalyst, Pd(OAc)₂, significantly reduced the formation of homo-coupled aryl bromides while also demonstrating a more selective ‘step-wise’ reaction, through which a mono-substituted compound is formed first, and thus requiring prolonged reaction times to obtain the desired bis-substituted product.

The robust and efficient performance of SiliaCat® DPP-Pd coupled with its capacity to be used and stored under ambient conditions should be extremely useful for both routine and selected synthesis of organic semiconductors relevant to the field of organic electronics, in particular photovoltaics and thin-film transistors.

4. Experimental

4.1 General synthetic details

Preparations were carried out on a bench top or under an atmosphere of dry, O₂-free N₂ *via* Schlenk line techniques and/or an Innovative Technology Inc. N₂ atmosphere glove box. All microwave reactions were carried out using a Biotage® Initiator+ microwave reactor. The operational power range of the instrument is 0–400 W, using a 2.45 GHz magnetron. Pressurized air was used to cool each reaction after microwave heating.

4.2 Materials

Heterogeneous catalysts SiliaCat® DPP-Pd and S-Pd were provided by SiliCycle. Homogeneous catalysts Pd(PPh₃)₄ and Pd(PPh₂)Cl₂ were purchased from Strem Chemicals Inc. All other materials were purchased from either Sigma-Aldrich or TCI America.

4.3 Characterization

¹H NMR spectroscopy was used to evaluate conversion to product. ¹H NMR spectra were recorded on Bruker Avance 300 MHz or 500 MHz spectrometer at 300 K. Chemical shifts are referenced to SiMe₄, and all experiments performed in CDCl₃.



4.4 Starting materials synthetic procedure

Starting materials **2a**⁵⁸ and **2c**⁵⁹ were synthesized according to their respective literature procedures.

4.5 Microwave Stille reaction synthetic procedure

4-Bromo-*N*-hexyl phthalimide (0.252 g, 0.81 mmol), 5,5'-bis-(trimethylstannyl)-2,2'-bithiophene (0.200 g, 0.41 mmol) and Pd catalyst were loaded into a 2–5 mL microwave vial with a stir bar. 3 mL of anhydrous toluene was added as the solvent and the reaction vial sealed under inert (N₂) atmosphere. The reaction vial was placed in a microwave and heated for 5 min at 100 °C and then 20 min at 170 °C. After the vial had cooled to ambient temperature the contents were washed from the vial using 100 mL of CH₂Cl₂. To this solution 2 g of 10% K₂CO₃–90% silica-gel was added and stirred for 10 minutes. The solution was filtered through a silica plug eluting with 200 mL of a 10% NEt₃–90% CH₂Cl₂ solution. Solvent was removed using a rotary evaporator and the resultant solid collected *via* filtration and washed with a 50% aqueous MeOH solution. The collected solid was dried *in vacuo* and weighed to give material yield.

4.6 Conventional Stille reaction synthetic procedure

4-Bromo-*N*-hexyl phthalimide (0.252 g, 0.81 mmol), 5,5'-bis-(trimethylstannyl)-2,2'-bithiophene (0.200 g, 0.41 mmol) and Pd catalyst were loaded into a round bottom flask with a stir bar. 10 mL of lab grade toluene was added to the flask and the flask fitted with a reflux condenser. The reaction was heated to 110 °C for 24 h. After the flask was cooled to room temperature 50 mL of CH₂Cl₂ and 2 g of 10% K₂CO₃–90% silica-gel was added and stirred for 10 minutes. The solution was filtered through a silica plug eluting with 200 mL of a 10% NEt₃–90% CH₂Cl₂ solution. Solvent was removed using a rotary evaporator and the resultant solid collected *via* filtration and washed with 50% methanol, 50% water solution. The collected solid was dried *in vacuo* and weighed to give material yield.

4.7 Catalyst recyclability studies

Synthetic set up and reaction conditions were same as described in the microwave synthetic procedure. After the reaction vial had cooled the solution was poured into 50 mL of CH₂Cl₂. The solution was passed through a frit to isolate the supported catalyst. The recovered catalyst was washed with 50 mL of CH₂Cl₂, collected and dried *in vacuo*. The recovered catalyst was weighed and stored until further use. The filtrate was worked up as described previously above.

4.8 Microwave Suzuki coupling synthetic procedure

4-Bromo-*N*-hexyl phthalimide (0.148 g, 0.48 mmol), 2,2'-bithiophene-5,5'-diboronic acid bis(pinacol) ester (0.100 g, 0.24 mmol), K₂CO₃ (0.079 g, 0.57 mmol) and SiliaCat® DPP-Pd catalyst were loaded into a 2–5 mL microwave vial with a stir bar. 4 mL of bench top *N,N*-dimethylformamide (DMF) was added as the solvent and the reaction vial sealed under inert (N₂) atmosphere. The reaction vial was placed in a microwave reactor and heated for 30 min at 90 °C. After the vial had cooled

to ambient temperature the contents were washed from the vial using 100 mL of CH₂Cl₂. To this solution 1 g of silica-gel was added and stirred for 10 minutes. The solution was filtered through a silica plug eluting with 200 mL of a 10% NEt₃–90% CH₂Cl₂ solution. Solvent was removed using a rotary evaporator and the resultant solid was collected *via* filtration and washed with a 50% aqueous MeOH solution. The collected solid was dried *in vacuo* and weighed to give material yield.

4.9 Microwave direct heteroarylation synthetic procedure

4-Bromo-*N*-hexyl phthalimide (0.188 g, 0.61 mmol), 2,2'-bithiophene (0.052 g, 0.31 mmol), potassium carbonate (0.208 g, 1.50 mmol), pivalic acid (0.023 g, 0.23 mmol) and SiliaCat® DPP-Pd catalyst were loaded into a 2–5 mL microwave vial with a stir bar. 4 mL of bench top *N,N*-dimethylacetamide (DMA) was added as the solvent and the reaction vial sealed under inert (N₂) atmosphere. The reaction vial was placed in a microwave and heated for 30 min at 100 °C. After the vial had cooled to ambient temperature the contents were precipitated into 100 mL of H₂O and allowed to stir for 1 hour. The solid precipitate was isolated by filtration and dissolved with 100 mL of CH₂Cl₂. To the filtrate, 1 g of silica-gel was added and stirred for 10 minutes. The solution was filtered through a silica plug eluting with 200 mL of a 10% NEt₃–90% CH₂Cl₂ solution. Solvent was removed using a rotary evaporator and the resultant solid collected *via* filtration and washed with a 50% aqueous MeOH solution. The collected solid was dried *in vacuo* and weighed to give material yield.

4.10 Analytical purification

The product material (0.207 g, 0.33 mmol) was dissolved in CH₂Cl₂ (50 mL) and liquid loaded onto a commercially available SiliaSep™ 25 g cartridge. Automated column chromatography was completed using a Biotage® Isolera flash system and a pentanes–CH₂Cl₂ gradient with the product eluting in 100% CH₂Cl₂. The product was isolated as an orange solid in 64% yield (0.130 g, 0.21 mmol) in reference to the initial material product.

Acknowledgements

Dalhousie University, the Canada Research Chairs Program, and the Natural Science and Engineering Council of Canada (NSERC EGP 453320-2013) are acknowledged for financial support. Sili-cycle is acknowledged for supplying the catalysts for this study.

References

- 1 M. Berggren, D. Nilsson and N. D. Robinson, *Nat. Mater.*, 2007, **6**, 3.
- 2 S. R. Forrest, *Nature*, 2004, **428**, 911.
- 3 M. Kaltenbrunner, T. Sekitani, J. Reeder, T. Yokota, K. Kuribara, T. Tokuhara, M. Drack, R. Schwödiauer, I. Graz, S. Bauer-Gogonea, S. Bauer and T. Someya, *Nature*, 2013, **499**, 458.



- 4 T. W. Kelley, P. F. Baude, C. Gerlach, D. E. Ender, D. Muyres, M. A. Haase, D. E. Vogel and S. D. Theiss, *Chem. Mater.*, 2004, **16**, 4413.
- 5 A. C. Arias, J. D. MacKenzie, I. McCulloch, J. Rivnay and A. Salleo, *Chem. Rev.*, 2010, **110**, 3.
- 6 Y.-W. Su, S.-C. Lan and K.-H. Wei, *Mater. Today*, 2012, **15**, 554.
- 7 I. McCulloch, *Adv. Mater.*, 2013, **25**, 1811.
- 8 J. E. Anthony, *Nat. Mater.*, 2014, **13**, 773.
- 9 M. Irimia-Vladu, E. D. Głowacki, G. Voss, S. Bauer and N. S. Sariciftci, *Mater. Today*, 2012, **15**, 340.
- 10 M. Irimia-Vladu, *Chem. Soc. Rev.*, 2013, **43**, 588.
- 11 G. Marzano, C. V. Ciasca, F. Babudri, G. Bianchi, A. Pellegrino, R. Po and G. M. Farinola, *Eur. J. Org. Chem.*, 2014, 6583.
- 12 S. B. Darling and F. You, *RSC Adv.*, 2013, **3**, 17633.
- 13 D. J. Burke and D. J. Lipomi, *Energy Environ. Sci.*, 2013, **6**, 2053.
- 14 T. P. Osedach, T. L. Andrew and V. Bulović, *Energy Environ. Sci.*, 2013, **6**, 711.
- 15 K. Alfonsi, J. Colberg, P. J. Dunn, T. Fevig, S. Jennings, T. A. Johnson, H. P. Kleine, C. Knight, M. A. Nagy, D. A. Perry and M. Stefaniak, *Green Chem.*, 2008, **10**, 31.
- 16 Y.-J. Cheng, S.-H. Yang and C.-S. Hsu, *Chem. Rev.*, 2009, **109**, 5868.
- 17 B. Carsten, F. He, H. J. Son, T. Xu and L. Yu, *Chem. Rev.*, 2011, **111**, 1493.
- 18 L. Yin and J. Liebscher, *Chem. Rev.*, 2007, **107**, 133.
- 19 S.-Y. Liu, H.-Y. Li, M.-M. Shi, H. Jiang, X.-L. Hu, W.-Q. Li, L. Fu and H.-Z. Chen, *Macromolecules*, 2012, **45**, 9004.
- 20 M. Pagliaro, V. Pandarus, R. Ciriminna, F. Béland and P. Demma Carà, *ChemCatChem*, 2012, **4**, 432.
- 21 F. C. Krebs, R. B. Nyberg and M. Jørgensen, *Chem. Mater.*, 2004, **16**, 1313.
- 22 K. T. Nielsen, K. Bechgaard and F. C. Krebs, *Macromolecules*, 2005, **38**, 658.
- 23 F. E. Alemдарoglu, S. C. Alexander, D. Ji, D. K. Prusty, M. Börsch and A. Herrmann, *Macromolecules*, 2009, **42**, 6529.
- 24 Y. Jiang, T. Okamoto, H. A. Becerril, S. Hong, M. L. Tang, A. C. Mayer, J. E. Parmer, M. D. McGehee and Z. Bao, *Macromolecules*, 2010, **43**, 6361.
- 25 M. Seki, *Synthesis*, 2006, **2006**, 2975.
- 26 A. Biffis, M. Zecca and M. Basato, *J. Mol. Catal. A: Chem.*, 2001, **173**, 249.
- 27 H.-U. Blaser, A. Indolese, A. Schnyder, H. Steiner and M. Studer, *J. Mol. Catal. A: Chem.*, 2001, **173**, 3.
- 28 V. Polshettiwar, C. Len and A. Fihri, *Coord. Chem. Rev.*, 2009, **253**, 2599.
- 29 G. M. Scheuermann, L. Rumi, P. Steurer, W. Bannwarth and R. Mülhaupt, *J. Am. Chem. Soc.*, 2009, **131**, 8262.
- 30 X. Chen, Y. Hou, H. Wang, Y. Cao and J. He, *J. Phys. Chem. C*, 2008, **112**, 8172.
- 31 Á. Molnár, *Chem. Rev.*, 2011, **111**, 2251.
- 32 S. Alesi, F. D. Maria, M. Melucci, D. J. Macquarrie, R. Luque and G. Barbarella, *Green Chem.*, 2008, **10**, 517.
- 33 F.-X. Felpin, T. Ayad and S. Mitra, *Eur. J. Org. Chem.*, 2006, 2679.
- 34 C. O. Kappe, *Angew. Chem., Int. Ed.*, 2004, **43**, 6250.
- 35 P. Lidström, J. Tierney, B. Wathey and J. Westman, *Tetrahedron*, 2001, **57**, 9225.
- 36 A. D. Hendsbee, C. M. Macaulay and G. C. Welch, *Dyes Pigm.*, 2014, **102**, 204.
- 37 R. C. Coffin, J. Peet, J. Rogers and G. C. Bazan, *Nat. Chem.*, 2009, **1**, 657.
- 38 S. J. Choi, J. Kuwabara and T. Kanbara, *ACS Sustainable Chem. Eng.*, 2013, **1**, 878.
- 39 M. Melucci, G. Barbarella and G. Sotgiu, *J. Org. Chem.*, 2002, **67**, 8877.
- 40 M. Melucci, G. Barbarella, M. Zambianchi, P. Di Pietro and A. Bongini, *J. Org. Chem.*, 2004, **69**, 4821.
- 41 W. Zhang, P. Lu, Z. Wang and Y. Ma, *J. Polym. Sci., Part A: Polym. Chem.*, 2013, **51**, 1950.
- 42 A. Daştan, A. Kulkarni and B. Török, *Green Chem.*, 2012, **14**, 17.
- 43 H.-H. Zhang, C.-H. Xing and Q.-S. Hu, *J. Am. Chem. Soc.*, 2012, **134**, 13156.
- 44 T. Yokozawa, H. Kohno, Y. Ohta and A. Yokoyama, *Macromolecules*, 2010, **43**, 7095.
- 45 L. G. Mercier and M. Leclerc, *Acc. Chem. Res.*, 2013, **46**, 1597.
- 46 J.-P. Sun, A. D. Hendsbee, A. F. Eftaiha, C. Macaulay, L. R. Rutledge, G. C. Welch and I. G. Hill, *J. Mater. Chem. C*, 2014, **2**, 2612.
- 47 M. Lemay, V. Pandarus, M. Simard, O. Marion, L. Tremblay and F. Béland, *Top. Catal.*, 2010, **53**, 1059.
- 48 V. Pandarus, D. Desplantier-Giscard, G. Gingras, F. Béland, R. Ciriminna and M. Pagliaro, *Org. Process Res. Dev.*, 2013, **17**, 1492.
- 49 V. Pandarus, G. Gingras, F. Béland, R. Ciriminna and M. Pagliaro, *Org. Process Res. Dev.*, 2012, **16**, 117.
- 50 S. M. McAfee, J. M. Topple, A.-J. Payne, J.-P. Sun, I. G. Hill and G. C. Welch, *ChemPhysChem*, 2014, DOI: 10.1002/cphc.201402662.
- 51 G. A. Molander and N. Ellis, *Acc. Chem. Res.*, 2007, **40**, 275.
- 52 P. Berrouard, A. Najari, A. Pron, D. Gendron, P.-O. Morin, J.-R. Pouliot, J. Veilleux and M. Leclerc, *Angew. Chem., Int. Ed.*, 2012, **51**, 2068.
- 53 J. Kudrjasova, R. Herckens, H. Penxten, P. Adriaensens, L. Lutsen, D. Vanderzande and W. Maes, *Org. Biomol. Chem.*, 2014, **12**, 4663.
- 54 J. Zhang, W. Chen, A. J. Rojas, E. V. Jucov, T. V. Timofeeva, T. C. Parker, S. Barlow and S. R. Marder, *J. Am. Chem. Soc.*, 2013, **135**, 16376.
- 55 D. J. Schipper and K. Fagnou, *Chem. Mater.*, 2011, **23**, 1594.
- 56 F. Lombeck, H. Komber, S. I. Gorelsky and M. Sommer, *ACS Macro Lett.*, 2014, **3**, 819.
- 57 M. Parisien, D. Valette and K. Fagnou, *J. Org. Chem.*, 2005, **70**, 7578.
- 58 C.-H. Cho, H. Kang, T. E. Kang, H.-H. Cho, S. C. Yoon, M.-K. Jeon and B. J. Kim, *Chem. Commun.*, 2011, **47**, 3577.
- 59 C.-Y. Kuo, Y.-C. Huang, C.-Y. Hsiow, Y.-W. Yang, C.-I. Huang, S.-P. Rwei, H.-L. Wang and L. Wang, *Macromolecules*, 2013, **46**, 5985.

